


Commercial Vehicle Applications



Bearings



Seals

The Leaders in
Wheel End Technology[™]



National[®]
Oil Seals

NEW!

National[®] Oil Seals “Red” 37 Series

FEATURING

**DYNAMIC
EDGE**
TECHNOLOGY

**National Introduces the Most Innovative
Technology in Sealing!**

Exclusive Dynamic Edge™ technology from National Oil Seals is an innovative dirt exclusion system engineered to deflect dirt and moisture away from wheel end components. The key to National Dynamic Edge™ technology is a patent pending sinusoidal wave that actually creates a pumping action to aggressively push dirt away from the seal.

Manufactured with dependable, abrasion resistant nitrile, the spring-loaded main lip delivers positive sealing with reduced shaft interference. Unitized construction provides greater structural integrity, easier installation and main lip protection.

For the latest technology and engineering innovation — there's no other seal that performs like National!



- 
- A** Dynamic Edge™ pumping feature deflects contamination away from the face of the seal
 - B** Four floating points of contact lock out dirt and moisture
 - C** Single spring-loaded sealing lip provides main contact point reducing shaft interference
 - D** Unique rubber I.D. and O.D. includes exclusive SURE-LOCK® I.D. rib technology, preventing contamination as well as bore and shaft leaks
 - E** Unitized construction provides greater structural integrity
 - F** Metal O.D. maintains position on hub bore

Table of Contents

Application Information	Pages
Drive Axles	61-83
Front Axles	45-60
Pinion Seals	84-88
Trailer, Tag and Pusher Axles	31-44
Catalog Usage Information	
Abbreviations Used in this Catalog	III
Manufacturer to Axle Type to Page Index	III
How to Use This Catalog	IV
Axle Location Index	1-30
Interchange Information	
Grease Seal to Oil Bath Seal Conversion Chart	131
Hub Cap	127-128
Oil Bath Seals (Competitor and OEM to National)	104-126
Pinion Seals	129-130
Product Features	
37 Series Seal Design	IFC
38 Series Seal Design	II
AxiLok® Spindle Nuts	XVII-XX
Bearing Set Coverage	XII
Hub Cap Features	X-XI
Matched Bearing Sets	VI
Specifications	
Axle Ring Specifications	93
Axle Flange Gasket Specifications	VIII-IX
Bearing to Seal Comparison	97-100
Hub Cap and Gasket Specifications	91
Hub Cap Design and Description	92
Installation Tools	94-96
Oil Bath Seal Numerical Listing	89
Oil Bath Seal Shaft Size Listing	90
Popular Tool Quick Reference	132
Seal to Bearing Comparison	101-103
Wheel End Offering	VII
Technical Information	
Oil Bath Seal Installation Procedures	XIV-XVI
Troubleshooting Checklist	XIII
Warranty Information	
Explanation of Warranty Terms	V



The Heavy Duty Wheel End Offering



At Federal-Mogul, our commitment to providing premium wheel end solutions to the commercial vehicle aftermarket begins with National®. This dedication to quality allows us to stay a step ahead of ever changing technology by supplying high-end, premium products that meet or exceed the original equipment specifications. Comprehensive coverage, unsurpassed quality and the brand name you can trust help make National – The Heavy Duty Wheel End Experts.

Oil Bath Seals

“Gold” 38 Series

- Proprietary PTFE compound endures extreme temperatures, compatible with mixed lubricants and has the lowest friction co-efficient of all seal materials
- Patented, lay-down bi-directional sealing lip provides a greater sealing surface especially during wheel end movement
- Triple barrier contamination system, provides the ultimate in dirt exclusion

“Red” 37 Series

- Dependable, abrasion resistant nitrile with spring-loaded main lip for positive sealing with reduced shaft interference
- Unitized construction provides greater structural integrity, easier installation and main lip protection
- Unique rubber I.D. and O.D. includes patented SURE-LOCK® ribs that prevent shaft leaks and bore contamination

Fel-Pro® Gaskets

- Famous blue non-stick coating for hassle-free installation and removal
- Quality gasket material provides a leak-free seal

Hub Caps

- Window is resistant to cracking, clouding and discoloration and is compatible with all lubricants
- Slit style vent plug design dramatically reduces contamination associated with conventional pinhole designs

Bearings

- Comprehensive coverage for commercial vehicle applications
- Matched bearing sets for better performance, longer-life and enhanced reliability
- Differential and transmission rebuild kits

APPLICATIONS INDEX MANUFACTURER TO PAGE

Manufacturer	Type	Page	Manufacturer	Type	Page
AL-KO Kober	Trailer	31	Mack	Pinion	87
Clark	Trailer	31	Mack-Midliner	Front	51
Clark	Front	45	Mack-Midliner	Drive	69
Coleman	Front	45	Margirus	Front	51
Coleman	Drive	61	Margirus	Drive	69
Dana (See Spicer)	---	---	Mercedes-Benz	Front	51
Delphos	Trailer	31	Mercedes-Benz	Drive	69
Dexter	Trailer	32	Meritor	Trailer	37
Dodge	Front	45	Meritor	Front	51
Dodge	Drive	61	Meritor	Drive	69
Eaton (See Spicer)	---	---	Meritor	Pinion	84
Fabco	Front	46	Moss Gear	Trailer	39
Ford	Front	46	Nabors Trailer	Trailer	39
Ford	Drive	62	Navistar	Trailer	39
Fruehauf	Trailer	32	Navistar	Front	53
FWD	Front	47	Navistar	Drive	73
FWD	Drive	64	Navistar	Pinion	88
GMC	Trailer	33	Palmer	Trailer	40
GMC	Front	47	Prior	Trailer	40
GMC	Drive	64	Rockwell (See Meritor)	---	---
Hadco	Trailer	33	R.O.R. (See Meritor)	---	---
Hammerblow	Trailer	33	Spencer	Trailer	40
Hayes	Trailer	33	Spicer	Trailer	41
Hendrickson	Trailer	34	Spicer	Front	56
Ingersoll	Trailer	34	Spicer	Drive	76
International (See Navistar)	---	---	Spicer	Pinion	86
Isuzu	Front	49	Standard-Forge	Trailer	42
Isuzu	Drive	66	Trunnion	Trailer	44
Iveco	Front	49	Volvo	Trailer	44
Iveco	Drive	67	Volvo	Front	59
Kay-Brunner	Trailer	36	Volvo	Drive	81
Kelsey-Hayes	Trailer	37	Westport	Trailer	44
Kershaw	Trailer	37	Westport	Front	59
Mack	Front	49	White	Front	59
Mack	Drive	67	White	Drive	81

ABBREVIATIONS USED IN THIS CATALOG

Abbreviation	Description	Abbreviation	Description
"	Inches	KER	Kershaw
#	Pounds	K-H	Kelsey-Hayes
Brg.	Bearing	lb.	Pound
C/R	Chicago Rawhide	MAG	Margirus
CLK	Clark	M-B	Mercedes-Benz
COL	Coleman	MER	Meritor
DT	Dodge	MK	Mack
DXT	Dexter	MID	Mack-Midliner
FH	Fruehauf	NAV	Navistar
Fig.	Figure	No.	Number
FORD	Ford	O.D.	Outside Diameter
FWD	FWD	S-F	Standard-Forge
GMC	GMC	SP	Spicer
GVW	Gross Vehicle Weight	TRUN	Trunnion
I.D.	Inside Diameter	VOL	Volvo
ISU	Isuzu	w/	With
IVC	Iveco	w/o	Without
K-B	Kay-Brunner	WHT	White

HOW TO USE THIS CATALOG

Unlike most automotive and light truck applications, medium-duty truck wheel end applications are cataloged according to the axle manufacturer, not a specific vehicle application. The manufacturer of the axle and the truck or trailer is frequently not the same. The axle manufacturer and their model or code can generally be found in one of the following locations:

MOST MEDIUM-DUTY TRUCKS:

The vehicle option tag can be found in the glove box

MOST HEAVY-DUTY TRUCK DRIVE AND TRAILER AXLES:

A tag with the required information is attached to the axle or axle housing itself

MOST STEERING AND TAG AXLES:

The information is usually cast directly into the axle tube itself

Once the necessary axle manufacturer and that manufacturer's code or model is obtained turn to page 1 of the catalog. Every axle manufacturer is listed in the following sequence:

1. Trailer, Tag and Pusher Axles
2. Front Axles
3. Drive Axles

Within each of these sections is a listing of each axle manufacturer in alphabetical order. Once the axle manufacturer is located you will find a manufacturer's model or code number and weight capacity listed with a specific catalog line number and page number. Go to the page number specified and look for the specific line number to find the products you need.

Because the I.D. tags may no longer be on the vehicle or the original axle may have been changed, the catalog also features part number interchanges from the most popular OEM and competitor's part numbers to the equivalent Oil Bath Seal. In the case of the wheel end bearings, industry standard part numbers are generally used and are the same regardless of manufacturer.

IMPORTANT INSTRUCTIONS

ALWAYS CONSULT
THE MOST CURRENT PARTS CATALOG
AND SUPPLEMENTS FOR PARTS INFORMATION

If this parts catalog is more than two years old, contact your local distributor to ensure you have the most up-to-date parts catalog.

DESTROY ALL PREVIOUS
Editions and supplements of this catalog

This parts catalog replaces all previous editions. See catalog cover for supersession dates.

BEFORE INSTALLING
**ANY PART LISTED IN THIS PARTS CATALOG, CONSULT THE
APPROPRIATE VEHICLE MANUFACTURER'S INSTRUCTION MANUAL
FOR INSTALLATION INSTRUCTIONS**

This catalog contains parts information only. Before installing any of the parts Referenced in this catalog ALWAYS consult the appropriate vehicle Manufacturer's instruction manual for detailed installation instructions.

WARRANTY

Products sold are warranted to be free from defects in workmanship or material for a period of one (1) year from the date of purchase. The remedy for breach of this warranty is limited to the free exchange of the products(s) shown to our satisfaction to be defective. Liability for neglect, misuse, special, incidental, direct, indirect and consequential damages is specifically disclaimed. NO OTHER WARRANTY, EITHER EXPRESSED OR IMPLIED, INCLUDING ANY WARRANTY OF MERCHANTABILITY OR OF FITNESS FOR A PARTICULAR PURPOSE, IS MADE.

WARNING

Use parts only for applications and interchanges in this catalog. Failure to heed this warning could result in reduced life or failure of the part. All parts listed in this catalog are manufactured to the highest industry standards, but are not intended for use in a space program, atomic energy/nuclear reactor equipment, medical, or aircraft applications.

Matching Bearing Sets



For Better Wheel End Performance, Replace Your Cup and Cone Together:

- Better performance
- Higher reliability
- Longer life


Coverage for all popular heavy-duty axles: front, drive and trailer.

Set#	Bearings	Timken Set No.	Set#	Bearings	Timken Set No.
HD 200	HM212049/HM212011	Set 413	HD 213	28682/28622	Set 407
HD 201	HM218248/HM218210	Set 414	HD 214	HM516449A/HM516410	Set 421
HD 202	HM212047/HM212011	Set 412	HD 215	47679/47620	Set 426
HD 203	594A/592A	Set 403	HD 216	567/563	Set 425
HD 204	598A/592A	Set 404	HD 217	555S/552A	Set 424
HD 205	3782/3720	Set 406	HD 218	6461A/6420	Set 423
HD 206	580/572	Set 401	HD 219	45280/45220	Set 409
HD 207	663/653	Set 405	HD 427	PS899357*/PS026773*	Set 427
HD 208	HM518445/HM518410	Set 415	HD 428	PS874005*/PS435398*	Set 428
HD 209	47686/47620	Set 411	HD 429	PS034946*/PS363298*	Set 429
HD 210	39590/39520	Set 408	HD 430	PS840302*/PS053874*	Set 430
HD 211	582/572	Set 402	HD 431	PS965350*/PS503727*	Set 431
HD 212	HM516449/HM516410	Set 422	HD 432	PS174964*/PS593561*	Set 432

*Not sold separately



The Heavy Duty Wheel End Offering



At Federal-Mogul, our commitment to providing premium wheel end solutions to the commercial vehicle aftermarket begins with National[®]. This dedication to quality allows us to stay a step ahead of ever changing technology by supplying high-end, premium products that meet or exceed the original equipment specifications. Comprehensive coverage, unsurpassed quality and the brand name you can trust help make National – The Heavy Duty Wheel End Experts.

Oil Bath Seals

“Gold” 38 Series

- Proprietary PTFE compound endures extreme temperatures, compatible with mixed lubricants and has the lowest friction co-efficient of all seal materials
- Patented, lay-down bi-directional sealing lip provides a greater sealing surface especially during wheel end movement
- Triple barrier contamination system, provides the ultimate in dirt exclusion

“Red” 37 Series

- Dependable, abrasion resistant nitrile with spring-loaded main lip for positive sealing with reduced shaft interference
- Unitized construction provides greater structural integrity, easier installation and main lip protection
- Unique rubber I.D. and O.D. includes patented SURE-LOCK[®] ribs that prevent shaft leaks and bore contamination

Fel-Pro[®] Gaskets

- Famous blue non-stick coating for hassle-free installation and removal
- Quality gasket material provides a leak-free seal

Hub Caps

- Window is resistant to cracking, clouding and discoloration and is compatible with all lubricants
- Slit style vent plug design dramatically reduces contamination associated with conventional pinhole designs

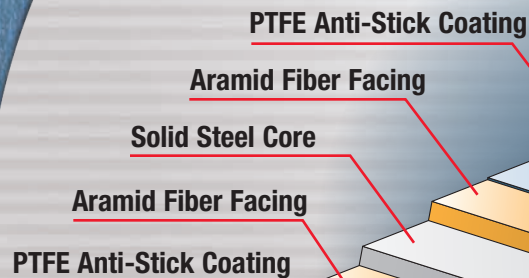
Bearings

- Comprehensive coverage for commercial vehicle applications
- Matched bearing sets for better performance, longer-life and enhanced reliability
- Differential and transmission rebuild kits

Heavy Duty Axle Flange Gasket


- Laminated solid steel core construction provides superior crush resistance
- Provides exceptional torque retention over thicker paper gaskets for a long lasting seal
- Aramid fiber facing material provides excellent fluid sealability. Steel core construction installs easier and prevents tearing during installation
- PTFE anti-stick coating accommodates flange motion and requires minimal casting clean-up upon disassembly

FEL PRO



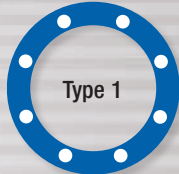


PTFE Anti-Stick Coating
Aramid Fiber Facing
Solid Steel Core
Aramid Fiber Facing
PTFE Anti-Stick Coating





Axle Flange Gasket Dimensions



National Part Number	Type	Inside Dimension	Outside Dimension	Bolt Circle	Bolt Size	Number of Bolts
GKT1000	1	5.495"	8.745"	6.990"	0.797"	8
GKT1001	3	5.675"	7.410"	6.389"	0.516"	12
GKT1002	1	5.940"	8.290"	6.960"	0.688"	8
GKT1003	1	5.600"	8.500"	6.990"	0.797"	8
GKT1004	1	3.975"	5.585"	4.700"	0.469"	8
GKT1005	1	4.530"	6.130"	5.360"	0.531"	8
GKT1006	1	5.390"	7.391"	6.380"	0.594"	8
GKT1007	2	5.650"	8.465"	6.99"	0.781" (8) 0.672" (2)	10
GKT1008	1	5.750"	8.500"	6.990"	0.672"	8
GKT1009	1	3.995"	6.465"	5.485"	0.656"	8
GKT1010	3	4.505"	6.065"	5.235"	0.531"	12
GKT1011	3	5.000"	6.530"	5.715"	0.453"	12
GKT1012	3	4.254"	6.137"	5.230"	0.516"	12

Axle Flange Gasket Application Guide

National Part Number	Same As	Application
GKT1000	Stemco 330-3036	Eaton 38,000# Series. Navistar-RA355
GKT1001	Euclid E2340 Leland L1508 Navistar 138776R1 Mack 131SP59	Rockwell 2208Z416 Stemco 330-3105 White 476375
GKT1002	Dodge 1267751 Euclid E2341 GMC 2310540 GMC 2362287 Leland L1509 Mack 131SP31	Meritor 2208W412 Navistar 297336C1 Navistar 974859R1 Stemco 330-3106 White 453127 White 462596
GKT1003	Euclid E2431	Stemco 330-3107
GKT1004	Euclid E2432 Ford A8TZ1001A	Leland L1502 Stemco 330-3108
GKT1005	Euclid E2433 Ford A8TZ1001C GMC 2310537 Leland L1504	Navistar 218208R1 Rockwell 2208J426 Stemco 330-3109 White 466884
GKT1006	Euclid E2434 Leland L1791	Mack 11CG198 Stemco 330-3110
GKT1007	Ford B3TZ1001A Leland L1511	Mack 130SP19 Navistar 115135H
GKT1008	Euclid E2435 Kenworth K134171 Meritor 2208W413	Stemco 330-3111 White 453157
GKT1009	Euclid E2436	Stemco 330-3112
GKT1010	Euclid E2437	Stemco 330-3113
GKT1011	Euclid E2438 Meritor 2208Z422	Stemco 330-3114 White 467836
GKT1012	GMC 2362158	Stemco 330-3115

National[®] Hub Caps – Unbeatable Protection for Wheel End Systems.

The Leader in Wheel End Technology[™] is now combined with
The Gasket Professionals Trust[™] — National[®] hub caps and Fel-Pro[®] gaskets.

National hub caps are engineered to prevent contamination of hub lubricants and provide protection for bearings and seals. Fel-Pro gaskets feature an aramid fiber material and non-stick coating, making installation more hassle-free and ensuring superior sealing.

Transparent, Thermoplastic Windows

- Resist cracking, clouding and discoloration
- Compatible with all lubricants

Cast Aluminum and Stamped Steel Chrome Hub Caps

- Meet the performance requirements of any heavy duty wheel end.

FEL-PRO

Hub Cap Gaskets


- Non-stick gasket coating reduces repair time
- Highly resistant to compression set
- Ensure superior sealing to the hub face
- Positive lube retention within cavity

Unique Slit-style Vent Plug

- Dramatically reduces contamination

Steel Torx[®] Screws

- Eliminate back-out
- Resist contamination from the elements



Hub Cap Application Information

OIL HUB CAP

Cast Aluminum Hub Cap	Fel-Pro® Gasket	Plug
340-009	GKT009	B299
340-009BK*	GKT009	B299BK^
340-013	GKT013	B299
340-024	GKT024	B299
340-036	GKT036	B299
340-042	GKT042	B299
340-046	GKT009	B299
340-095	GKT009	B299
340-149	GKT149	B299
340-195	GKT195	B299
340-249	GKT249	B249
Stamped Steel Chrome Hub Cap	Fel-Pro® Gasket	Plug
HU-009-A	GKT009	B300
HW-009-A	GKT009	B299
HU-024-A	GKT024	B300
HU-110-A	GKT009	B300
Polycarbonate Hub Cap	O-Ring	Plug
340-975	357PKG**	B299
340-975BK*	357PKG**	B299BK^

SIDE FILL OIL HUB CAP

Cast Aluminum Hub Cap	Fel-Pro® Gasket	Window Kit
343-009	GKT009	WK5995
343-009BK*	GKT009	WK5995
343-013	GKT013	WK5995
343-024	GKT024	WK5999
343-042	GKT042	WK5999
343-095	GKT009	WK5995
343-149	GKT149	WK5999
343-195	GKT195	WK5995
343-249	GKT249	WK5912
Stamped Steel Chrome Hub Cap	Fel-Pro® Gasket	Plug
HWF-009-A	GKT009	B299

GREASE HUB CAP

Cast Aluminum Hub Cap	Fel-Pro® Gasket	Window Kit
342-009	GKT009	WK6095
342-009BK*	GKT009	WK6095
342-013	GKT013	WK6095
342-024	GKT024	WK6094
342-095	GKT009	WK6095
342-195	GKT195	WK6095
342-249	GKT249	WK6096

HUBO OIL HUB CAP

Cast Aluminum Hub Cap	Fel-Pro® Gasket	Window Kit
347-009	GKT009	WK6117
347-013	GKT013	WK6117
347-195	GKT195	WK6117

PSI OIL HUB CAP

Cast Aluminum Hub Cap	Fel-Pro® Gasket	Window Kit
343-350	GKT009	WK6130
343-352	GKT195	WK6130

PSI GREASE HUB CAP

Cast Aluminum Hub Cap	Fel-Pro® Gasket	Window Kit
340-350	GKT009	WK6131
340-352	GKT195	WK6131

*Bulk 50 Pack, **2 Pack, and ^ Bulk 25 Pack

Commercial Vehicle Bearing Set Coverage

National Wheel End Components is pleased to announce the availability of the most popular bearing sets for the ConMet® PreSet™ Hub Assembly Applications.

Federal-Mogul continues to provide commercial vehicle coverage for all your wheel end needs.



National Components*	Description	Timken Components	ConMet Bearing Set	National Set #	Timken Set #	Application
PS899357	Cone	NP899357	107500	HD 427	SET 427	ConMet FF Front Steer Axle (Inner)
PS026773	Cup	NP026773				ConMet TN Trailer Axle (Outer)
PS874005	Cone	NP874005	107501	HD 428	SET 428	ConMet FF Front Steer Axle (Outer)
PS435398	Cup	NP435398				
PS034946	Cone	NP034946	107502	HD 429	SET 429	ConMet R-Series Drive Axle (Inner)
PS363298	Cup	NP363298				
PS840302	Cone	NP840302	107503	HD 430	SET 430	ConMet R-Series Drive Axle (Outer)
PS053874	Cup	NP053874				
PS965350	Cone	NP965350	107504	HD 431	SET 431	ConMet TN Trailer Axle (Inner)
PS503727	Cup	NP503727				
PS174964	Cone	NP174964	107506	HD 432	SET 432	ConMet TP Trailer Axle (Inner)
PS593561	Cup	NP593561				ConMet TP Trailer Axle (Outer)

*Not sold separately

TROUBLESHOOTING CHECKLIST FOR **Oil Bath Seals**

- Most seal failures are caused by damage to the seal element or sealing surface during installation of the seal.
- Unitized oil bath seals eliminate installation damage common to two-piece seals with exposed sealing surfaces.
- Protected internal sealing surface remains effective from one major maintenance job to the next.
- Rubber O.D. surfaces contribute to the improved performance of the unitized oil bath seal over seals which simply have a metal O.D.
- The ribbed rubber I.D. of the unitized oil bath seal creates a larger sealing surface against the spindle, versus point contact seals.
- Never rely on appearance when matching up unitized oil bath seals with original equipment seals – use the catalog.

First check leakage path – O.D., sealing surface or I.D.


Symptom	Probable cause of leakage
Case distorted	<ul style="list-style-type: none"> • Seal O.D. may be too large for wheel bore* • Wheel bore excessively out of round • Careless seal handling or improper installation tools used
Inner parts of seal assemble loose	<ul style="list-style-type: none"> • Use of improper installation tools • Wheel housing out of round • Seal O.D. too large for wheel bore*
Seal cocked in bore	<ul style="list-style-type: none"> • Improper tools or installation procedures used • Seal O.D. too large for wheel bore* • Burr or chips in wheel bore prevent proper seating
Shaft gouges or scratches seal	<ul style="list-style-type: none"> • Lack of inspection or proper surface preparation before installing
Leakage at seal I.D.	<ul style="list-style-type: none"> • Chisel marks on spindle • Wrong seal installed
Leakage around seal O.D.	<ul style="list-style-type: none"> • Wheel bore out of round (if greater than .002", bore sealant may correct problem) • Seal O.D. surface damaged by careless handling or improper installation or burr on edge of seal bore • Seal cocked in wheel housing • Dirt or scratch on wheel bore • Oversize bore*
No definite leakage path	<ul style="list-style-type: none"> • Possible excessive pre-lubrication on assembly, without actual leakage
Excessive difficulty in replacing wheel on spindle	<ul style="list-style-type: none"> • Failure to remove old wear sleeve

* Recommended press fit range is .004" to .015" measured interference fit on a new seal. Minimum should be .006" aluminum hub.


Oil Bath Seals

PROPER INSTALLATION PROCEDURES


Prepare the Spindle



1 If wear sleeve is present, remove it by striking the sleeve with the round end of a ball-peen hammer. Never use a cold chisel or other sharp tool which could damage the spindle.



2 Using a cloth, inspect the spindle shoulder for nicks or roughness. Use a file to remove any burrs from the leading edge or shoulder area.



3 Clean spindle areas thoroughly with emery cloth. Fill chisel marks or gouges with hardening compound, allow to set, then smooth with emery cloth. Clean spindle threads and keyway, then wipe spindle with clean cloth to remove dirt, grit or any foreign material.



4 Proper seal fit can be verified by placing the seal on the spindle shoulder and checking the interference fit.

Prepare the Hub



5 Remove old lube and thoroughly clean the hub cavity and hub bore. Inspect inner bore for roughness. Use emery cloth to remove any bore sealant or burrs from the seal bore and the leading edge, and wipe hub clean.



Oil Bath Seals

PROPER INSTALLATION PROCEDURES

(Continued)

Install Hub Mounted Seals and Bearings



After thoroughly inspecting the bearings*, clean and pre-lube the inner bearing with a clean oil. Lay the wheel flat or lean at 45° angle. Place the inner bearing inside hub in the bearing cup.

*If damage is visible or condition is questionable, replace the cup and cone.

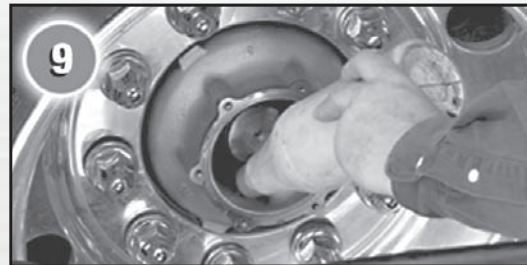


Place the seal on the recommended installation tool with the oil side facing up. Lightly lubricate seal O.D. with clean oil.

(NEVER use bore sealant on seal O.D.)




Using a 3 to 5 pound hammer, drive seal straight and firmly into the hub. Once the seal has bottomed out, there will be a sound of impact change. Lightly lube I.D. of seal with clean oil after installation.



Return wheel end to upright position. Pre-lube hub cavity with clean oil.

HUB MOUNTED

Install Spindle Mounted Seals and Bearings



Place seal on spindle with the oil side facing out towards the end of the spindle. Press seal by hand as far as possible onto axle shoulder.



Place installation tool (Part #RD386) over spindle until it rests against seal. Strike end of tool with a 3 to 5 pound hammer until flange on tool "bottoms out" on axle shoulder.



Remove installation tool and check to see that seal is aligned squarely on shoulder. Pre-lube inner bearing cone with clean oil and place onto spindle. Lightly lube rubber O.D. of seal and housing area in wheel hub.

(Proceed to Step #10)


SPINDLE MOUNTED

Oil Bath Seals

PROPER INSTALLATION PROCEDURES

(Continued)

Reassemble the Wheel End




With a wheel dolly, carefully align the hub with the spindle and guide the wheel assembly onto the spindle. Pre-lube outer bearing and install into bearing cup.



Inspect threads of adjusting nut and hand-tighten onto spindle. While rotating the wheel, torque the adjusting nuts to recommended adjustment and final assembly procedures. To achieve consistent and accurate adjustment, ALWAYS use a torque wrench.

Wheel End Fixture



Install hubcap using a new gasket, and fill to proper level with clean oil. (Do not over-torque bolts.) Insert hubcap plug, making sure vent hole is clean and free from debris. Rotate the wheel, allowing oil to drain into the hub cavity, and refill if needed. For drive axle applications, use a new drive axle gasket before assembly of drive axle. Inspect vent plug on axle, making sure it is clean and free from debris.




To prove proper adjustment is achievable using recommended wheel bearing adjustment procedures, we designed a patented fixture which accurately measures axial end play. For information on adjustment procedures, consult your Heavy Duty Fleet Specialist.

RECOMMENDED WHEEL BEARING ADJUSTMENTS

	STEER AXLE (Spindle Diameter 1-1/2" and Up)		DRIVE AND TRAILER AXLES (Spindle Diameter 2-1/2" and Up)		TRAILER AXLE (Spindle Diameter 3-1/2")	
	Double Nut	Single Nut	Double Nut			
**Initial Adjusting Nut Torque	100 Ft. Lbs. Back off 1/2 Turn	100 Ft. Lbs. Back off 1/2 Turn	**Initial Adjusting Nut Torque	150 Ft. Lbs. Back Off 1/2 Turn	**Adjusting Nut Torque	125 Ft. Lbs. Back Off to First Pin Hole and Install Pin
**Final Adjusting Nut Torque	50 Ft. Lbs. Back Off 1/6 Turn	50 Ft. Lbs. Back Off to First Pin Hole and Install Pin	**Final Adjusting Nut Torque	50 Ft. Lbs.	These adjustments are designed to maximize seal and bearing performance.	
Jam or Locking Nut Torque	150 Ft. Lbs.		Jam or Locking Nut Torque	250 Ft. Lbs.		

**NOTE: The wheel must be rotating when making adjustments.

Axilok[®] Spindle Nuts



AXILOK – FAST, ACCURATE REPEATABLE RESULTS

For decades the process of installing wheel bearing adjustment nuts with 3 and 4 piece systems has been the industry standard. While effective, the process is cumbersome and inefficient. Axilok was developed as a one-piece wheel bearing nut to provide faster installation and improve efficiency.


Axilok is simple to install; it provides an easy way to determine correct wheel end play clearance and it “locks” that clearance securely at the wheel end.

The result is longer bearing, wheel and tire life on major manufacturer’s vehicles.

Installation should take less time required compared to the old style, three-piece systems. Even greater time-savings are realized with Axilok when adjustments are needed.

Axilok is not to be used with new “Unitized” wheel ends that require aggressive torque that results in pre-load on the bearings.

Part Number	Size	Spindle Design	Fits Listed Axles	Pro Torq [®]
AX-12-3480	3.48" - 12	(Keyway)	Trailer Axle: MERITOR TP, DANA, EATON (P-22), PROPAR, FRUEHAUF	447-4723
AX-16-2625	2.625" - 16	(Keyway)	Trailer Axle Application: 17,000#-22,500# DANA SPICER (D-20, D-21, D-22, DD-22, K-21, K-22, K-25, K-30) HENDRICKSON (HN) INGERSOLL (A22T) EATON (C, C2, CD, CD2, CE, ESA-225J, EST, EST 225J, EST 230J, ETA-230C, ETA-225D, ETA-225J, H23L, H25R, HCE, HJ, HJE, LA-15, T18C, 20L-77, 22L, 22R, J, JE, JH, 23L, 23R, 25R) MERITOR (SERIES: F, H, RL, RQ, TK, TKL, TKLD, TL, TLD, TN, TND, TO, TQC, TQD) STANDARD FORGE (A25, A26, 17,000# & 18,000# Trade)	447-4743
AX-12-1500	1.50" - 12	('D' Flat)	Steer Axle Application: 12,000# MERITOR (FD900, FD901, FD961, FE900, FE903, FF900, FF901, FF921, FF931, FF932, FF933, FF941, FF942, FF943, FF944, FF952, FF961, FG941) NAVISTAR/SPICER (1100S)	448-4836
AX-18-1500	11.50" - 18	(Keyway)	Steer Axle Application: 13,000# HENDRICKSON, EATON, FORD, MERITOR	448-4837
AX-12-3250	3.2" - 12	(Keyway)	Drive Axle Application: 30,000#46,000# TANDEM AXLE, EATON (P-22), FORD, RAINSTAR, MERITOR (TR)	449-4973



Removal Procedure

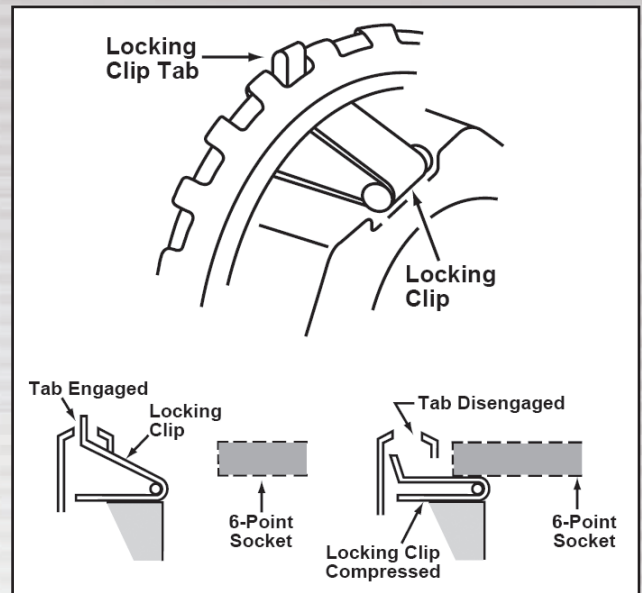
WARNING

Do not use chisel, hammer, or any power tool to remove the Axilok product.

Equipment Required

- 6-point socket, sized according to the markings stamped on the face of the Axilok®. Refer to Figure 1 and Table 1.
- Torque wrench
- Dial Indicator

1. Install correct size 6-point socket completely over the hex of the Axilok. Be sure that both the locking clips are completely disengaged from the retainer cage, permitting free rotation. Refer to Figure 2.
2. Turn counterclockwise to remove Axilok. If Axilok does not move freely, stop removal. Check that the socket is completely and fully engaged on the Axilok and that the locking clips are fully retracted from the retainer cage slots. If Axilok still will not turn freely, rotate slightly clockwise, to tighten, and then loosen again. The nut should rotate counterclockwise freely.
3. Continue counterclockwise rotation until Axilok threads disengage from the spindle threads.



Checking Position of Locking Clip Tabs

FIGURE 2.

NOTE

Light burnishing of the retainer cage bearing surface after use is normal.

Pre-Installation Procedure

Before installing Axilok®, check the following:

1. Inspect Axilok for two locking clips. Refer to Figure 1.
 - Each locking clip should be securely fastened to the nut body and have a rivet that passes through the top of the locking clip body.
 - Each locking clip should have a locking clip tab protruding completely through the retainer cage adjustment slot (when properly aligned and not compressed by a socket). Refer to Figures 2, 4 and 5.
 - Locking clips should not be bent, cracked or broken.
2. Inspect Axilok retainer cage condition.
 - There should be no cracks or other damage to the retainer cage.
 - Retainer cage should be secured to the nut body and not fall off when the locking clips are compressed by the socket.
 - The retainer cage tab or “D” flat should be free of damage, such as cracks, scarring, gouges, or distortion. Refer to Figure 7.
3. Inspect Axilok threads.
 - The threads should show no signs of wear or damage.
 - Wipe the threads to remove excess oil or debris.
4. If Axilok fails any of the checks above, the Axilok is unfit for use. DO NOT USE. Replace the unfit Axilok with a new Axilok, and repeat all checks.
5. Free Rotation Inspection. This test will check for nut and socket compatibility.
 - With correct size 6-point socket turned upside down, insert Axilok completely into the socket, compressing locking clips.
 - Retainer cage should spin freely with no interference between locking clip tabs and retainer cage.
 - If locking clip tabs interfere with rotation of the retainer cage, the socket is not fully compressing the locking clips. This indicates that the socket is the incorrect size, worn, or out of specifications and must be replaced. Refer to Figure 2.

WARNING

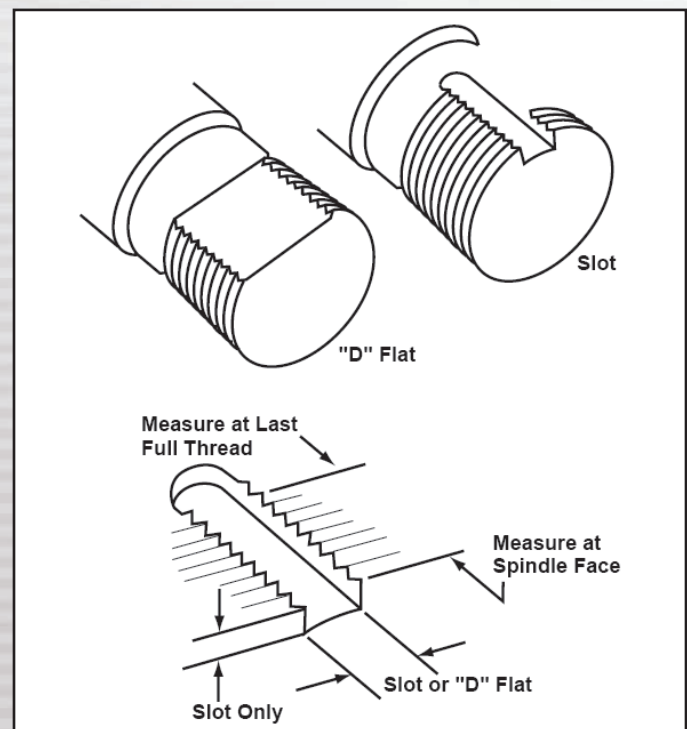
Axilok may not be compatible with all axles currently in use. Do not use Axilok on an incompatible axle. Review appropriate manufacturer’s bulletins for axles not compatible with Axilok. In appropriate use could produce a “wheel off” condition, which may result in serious bodily injury and/or equipment failure. If Axilok has not been selected as standard equipment by the Original Equipment Manufacturer (OEM), do the following: Review axle manufacturer’s bulletins to be sure axle is compatible with Axilok.

OR

Remove hub to fully expose spindle and its slot or “D” flat. Carefully measure the width and depth of the spindle slot or “D” flat at the outboard end of the spindle and at the last full thread of the slot or “D” flat. If the measurements are identical, Axilok may be used. If not, DO NOT use Axilok on this spindle. Use a conventional wheel nut retaining system. Refer to Figure 3.

CAUTION

Do not use Axilok assembly with hubs that have internal bearing spacer systems except as directed by the vehicle manufacturer.



Measuring Spindle Slot or “D” Flat
FIGURE 3.

Installation Procedure

NOTE

If installing Axilok® on vehicles purchased from an OEM, with Axilok as original equipment, follow the OEM's specific installation instructions.

1. Before installation, perform pre-installation checks:

- Be sure the spindle slot is clean and free of burrs and foreign material before installing Axilok.
- Be sure the thread size is the same on both components.
- Put a few drops of oil through one of the retainer cage holes. This will ensure friction-free movement.

2. Put Axilok in the correct size 6-point socket (refer to Table 1) and verify that the locking clips are compressed. Refer to Figure 2. Retainer cage should spin freely.

3. Align Axilok retainer cage tab or "D" flat with spindle slot or "D" flat. Be sure to start and run down the Axilok by hand. Do not use power tools. Rotate the socket clockwise until contacting bearing.

4. Using a properly calibrated torque wrench, torque Axilok to the initial torque of 200 ft. lb. while rotating hub.

- Back off 1/2 turn.
- Tighten to final torque while rotating hub. Refer to Table 1.
- Back off 1/8 turn. This will provide end play. Refer to Figure 6.

5. Remove socket and verify locking clip tabs have engaged the adjustment slots in the retainer cage. Refer to Figures 2, 4 and 5.

WARNING

If locking clip tabs do not protrude through the adjustment slots, rotate Axilok slightly clockwise. Refer to Figures 2, 4 and 5. If locking clip(s) are broken, replace Axilok and repeat installation procedures.

6. Measure end play using a dial indicator. If correct end play is not achieved, adjust according to Adjustment Increments shown in Table 1.

- Rotate Axilok clockwise to reduce end play. (Example: from .004" to .002" end play.)
- Rotate Axilok counterclockwise to increase end play. (Example: from .001" to .003" end play.)
- This same procedure can be used to achieve a controlled pre-load condition. (Example: from .001" end play to .001" pre-load.)

7. After end play adjustment, make sure that both locking clip tabs are protruding through the slots in the retainer cage. Refer to Figures 2, 4 and 5. Retainer cage should spin freely.

Axilok Part Number	Socket Size 6-Point	Init. Torq. **	Init. Backoff	Final Torq. **	Final Backoff	Increment of Adjust. (per slot)
AX-12-1500	2 1/8"	200	1/2 Turn	75	1/8 Turn	0.0038"
AX-18-1500	2 1/8"	200	1/2 Turn	75	1/8 Turn	0.0025"
AX-16-2625	3 1/4"	200	1/2 Turn	75	1/8 Turn	0.0022"
AX-12-3250	4"	200	1/2 Turn	75	1/8 Turn	0.0023"
AX-12-3480	4 1/8"	200	1/2 Turn	75	1/8 Turn	0.0023"

** in LBS/FT

TABLE 1.




FIGURE 4. Locking Clip Tabs Broken




FIGURE 5. Locking Clip Tabs Improperly Positioned

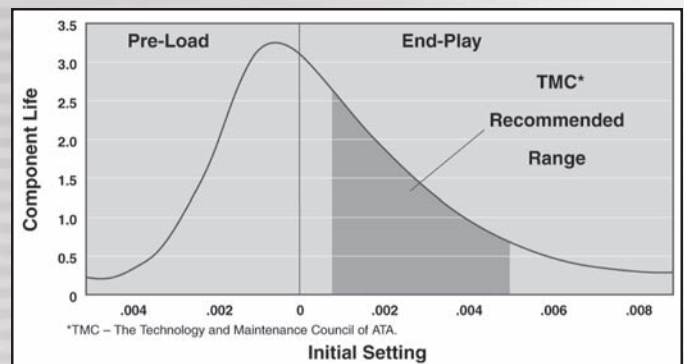


FIGURE 6. Recommended End Play Range

AL-KO Kober				Fruehauf (Cont'd)				Ingersoll (Cont'd)							
Axle Model or Code	Capacity	Line No.	Page No.	Axle Model or Code	Capacity	Line No.	Page No.	Axle Model or Code	Capacity	Line No.	Page No.				
10K	10000#	AK3	31	Pro-Par	20000#	FH3	33	A19H	19000#	IN4	35				
12K	12000#	AK4	31	GMC				A19S	19000#	IN4	35				
16K	16000#	AK5	31	Axle Model or Code	Capacity	Line No.	Page No.	DC19	19000#	IN4	35				
D-80	8000#	AK2	31	RX180	23000#	GM1	33	F19	19000#	IN4	35				
H-80	8000#	AK2	31	RS23-180	23000#	GM1	33	F19H	19000#	IN4	35				
K-80	8000#	AK1	31	TK560	20000#	GM2	33	F19S	19000#	IN4	35				
K-80P	8000#	AK1	31	TKD560	16000#	GM2	33	A21S	21000#	IN5	35				
T-80	8000#	AK2	31	TK561	20000#	GM2	33	A22	22000#	IN6	35				
Clark				Hadco				A22H	22000#	IN6	35				
Axle Model or Code	Capacity	Line No.	Page No.	Axle Model or Code	Capacity	Line No.	Page No.	A22S	22000#	IN6	35				
ND18000	18000#	CL1	31	7M	7000#	HD1	33	DC22	22000#	IN6	35				
ND20000	20000#	CL1	31	70 Series	7000#	HD2	33	F22	22000#	IN6	35				
ND7	7000#	CL1	31	85 Series	8500#	HD2	33	F22H	22000#	IN6	35				
Dana (See Spicer)				120 Series	12000#	HD3	33	F22S	22000#	IN6	35				
				385 Series	9000#	HD4	33	F22T	22000#	IN6	35				
				Hammerblow				DC23	23000#	IN7	35				
				Axle Model or Code	Capacity	Line No.	Page No.	F23	23000#	IN7	35				
				12000	12000#	HM1	33	F23H	23000#	IN7	35				
Delphos				Hayes				F23S	23000#	IN7	35				
Axle Model or Code	Capacity	Line No.	Page No.	Axle Model or Code	Capacity	Line No.	Page No.	A24P	24000#	IN8	35				
DD	-	DE1	31	10K	10000#	HY3	33	DC24	24000#	IN9	35				
PD	-	DE2	31	12K	12000#	HY4	33	F24	24000#	IN9	35				
PP	-	DE2	31	16K	16000#	HY5	33	F24H	24000#	IN9	35				
Dexter				D-80	8000#	HY2	33	F24S	24000#	IN9	35				
Axle Model or Code	Capacity	Line No.	Page No.	H-80	8000#	HY2	33	F24T	24000#	IN9	35				
10D	10000#	DX2	32	K-80	8000#	HY1	33	A26	26000#	IN10	35				
10G	10000#	DX1	32	K-80P	8000#	HY1	33	F30	30000#	IN11	35				
12D	12000#	DX3	32	T-80	8000#	HY2	33	International (See Navistar)							
15D	15000#	DX3	32	90249	10000#	HY4	33								
20D	20000#	DX4	32	Hendrickson											
D200K	20000#	DX4	32	Axle Model or Code	Capacity	Line No.	Page No.								
D225K	22500#	DX4	32	AAEDL	30000#	HE1	34								
D250K	22500#	DX4	32	AAEDT	30000#	HE1	34	Axle Model or Code	Capacity	Line No.	Page No.				
D275K	22500#	DX4	32	AAL	25000#	HE1	34	T-100	100000#	KB9	36				
D2H12	27500#	DX4	32	AAL	30000#	HE1	34	T-11	11000#	KB4	36				
D2H16	27500#	DX4	32	AAL	23000#	HE1	34	T-145	14500#	KB1	36				
D2L12	22500#	DX4	32	AANLS	20000#	HE1	34	T-18W	18000#	KB1	36				
D2L16	22500#	DX4	32	AAT	23000#	HE1	34	KB-19	-	KB1	36				
D2M12	25000#	DX4	32	AAT	25000#	HE1	34	T-21	21000#	KB5	36				
D2M16	25000#	DX4	32	AAT	30000#	HE1	34	XHT21	21000#	KB5	36				
9G	9000#	DX1	32	AAZL	23000#	HE1	34	T-27	27000#	KB2	36				
Eaton (See Spicer)				AAZL	46000#	HE1	34	S-37	37000#	KB6	36				
				AAZNT	23000#	HE1	34	T-37	37000#	KB6	36				
				AAZNT	46000#	HE1	34	KB-4	-	KB1	36				
				Fruehauf				Ingersoll				KB-5	-	KB1	36
				Axle Model or Code	Capacity	Line No.	Page No.	Axle Model or Code	Capacity	Line No.	Page No.	S-53	53000#	KB7	36
No.1	16000#	FH3	33	F12	12000#	IN1	35	T-53	53000#	KB7	36				
No.10	25000#	FH4	33	A15S	15000#	IN2	35	S-54	60000#	KB7	36				
No.5 (To 1/1960)	20000#	FH1	33	A19	19000#	IN3	35	S-55	60000#	KB7	36				
No.5 (From 2/1960)	20000#	FH2	33					KB-6	-	KB1	36				
								S-65	65000#	KB8	36				
								KB-7	-	KB1	36				
								KB-8	-	KB1	36				
								KBS	-	KB3	36				

Trailer, Tag And Pusher Axles



Kay-Brunner (Cont'd)				Meritor (Cont'd)				Navistar			
Axle Model or Code	Capacity	Line No.	Page No.	Axle Model or Code	Capacity	Line No.	Page No.	Axle Model or Code	Capacity	Line No.	Page No.
KBW	-	KB3	36	T17237	17000#	MR2	38	RA400	18000#	NV1	39
Kelsey-Hayes				T18	18000#	MR2	38	RA410	20000#	NV2	39
Axle Model or Code	Capacity	Line No.	Page No.	RX180	23000#	MR6	38	RA411	20000#	NV2	39
KH1	10000#	KH1	37	T18127	18000#	MR2	38	RA417	18000#	NV3	39
Kershaw				T20	20000#	MR10	38	RA418	18000#	NV1	39
Axle Model or Code	Capacity	Line No.	Page No.	T2000	20000#	MR12	38	RA420	18000#	NV3	39
K-14	14000#	KE1	37	TM20000	20000#	MR6	38	RA421	18000#	NV3	39
K-20	20000#	KE2	37	TM22500	22500#	MR6	38	RA422	18000#	NV3	39
K-21	21000#	KE2	37	TM25000	25000#	MR6	38	RA423	18000#	NV1	39
K-22	22000#	KE3	37	TK4270	20000#	MR2	38	RA424	18000#	NV5	39
K-25	25000#	KE4	37	TN4270	22500#	MR5	38	RA429	34000#	NV6	39
K-30	30000#	KE5	37	TQ4270	22500#	MR5	38	RA431	34000#	NV6	39
K-45	45000#	KE6	37	TN4560	22500#	MR5	38	RA432	34000#	NV6	39
K-65	65000#	KE7	37	TR4560	22500#	MR6	38	RA437	34000#	NV1	39
Meritor				TN4570	22500#	MR5	38	RA438	9000#	NV4	39
Axle Model or Code	Capacity	Line No.	Page No.	TN4610	22500#	MR5	38	RA439	9000#	NV4	39
FV Series	-	MR3	38	TK4670	22500#	MR2	38	RA441	20000#	NV3	39
RL Series	22500#	MR3	38	TN4670	22500#	MR5	38	RA560	18000#	NV3	39
RN Series	23000#	MR5	38	TP4670	22500#	MR7	38	RA570	18000#	NV3	39
RQ Series	25000#	MR5	38	TQ4670	22500#	MR5	38	RA571	18000#	NV3	39
TH Series	14000#	MR1	38	TR4670	22500#	MR6	38	Palmer			
TK Series	20000#	MR2	38	TN4680	22500#	MR5	38	Axle Model or Code	Capacity	Line No.	Page No.
TL Series	22000#	MR3	38	TP4680	22500#	MR7	38	T18	18000#	PA1	40
TN Series	22500#	MR5	38	TKN6270	16000#	MR5	38	Prior			
TP Series	22500#	MR7	38	TN6270	22500#	MR5	38	Axle Model or Code	Capacity	Line No.	Page No.
TQ Series	25000#	MR5	38	TKN6570	20000#	MR5	38	10000	10000#	PR1	40
TR Series	25000#	MR6	38	TKN6570	20000#	MR5	38	R.O.R. (See Meritor)			
TU Series	30000#	MR4	38	TKN6610	20000#	MR5	38	Rockwell (See Meritor)			
THD Series	14000#	MR1	38	TN6610	22500#	MR5	38	Spencer			
TKD Series	20000#	MR2	38	TKN6670	20000#	MR5	38	Axle Model or Code	Capacity	Line No.	Page No.
TKL Series	20000#	MR3	38	TP6670	22500#	MR7	38	209	-	SN1	40
TKN Series	20000#	MR5	38	TK6680	20000#	MR5	38	309	-	SN1	40
TKP Series	18000#	MR2	38	TN6680	22500#	MR5	38	509	-	SN1	40
TLD Series	22000#	MR3	38	TP6680	22500#	MR5	38	Spicer			
TNC Series	17000#	MR5	38	TR6680	22500#	MR5	38	Axle Model or Code	Capacity	Line No.	Page No.
TND Series	18000#	MR5	38	5B715M	-	MR6	38	A	20000#	SP8	41
TQD Series	25000#	MR5	38	TR767	22500#	MR8	38	B	20000#	SP8	41
TRD Series	17000#	MR6	38	TP8670	25000#	MR7	38	C	20000#	SP8	41
TKLD Series	20000#	MR3	38	TR8670	25000#	MR6	38	C2	20000#	SP9	41
TKND Series	20000#	MR2	38	TR8870	25000#	MR6	38	C2D	20000#	SP9	41
TWVC	19000#	MR3	38	TR9670	30000#	MR6	38	CB	20000#	SP8	41
T11311	11300#	MR13	38	TT9670	30000#	MR6	38	CD	20000#	SP8	41
T13	13000#	MR9	38	TR9870	30000#	MR6	38	CE	20000#	SP8	41
T14	14000#	MR1	38	Moss Gear				D	20000#	SP14	41
T14000	14000#	MR1	38	Axle Model or Code	Capacity	Line No.	Page No.	DE	20000#	SP14	41
T17	17000#	MR2	38	TM20000	20000#	MO1	39	Nabors Trailer			
T17000	17000#	MR2	38	TM22500	225000#	MO1	39	Axle Model or Code	Capacity	Line No.	Page No.
T17029	17000#	MR2	38	Nabors Trailer				NU	-	NB1	39
T17127	17000#	MR2	38	Axle Model or Code	Capacity	Line No.	Page No.				
T17129	17000#	MR2	38								
T17227	17000#	MR2	38								
T17229	17000#	MR2	38								

Spicer (Cont'd)				Spicer (Cont'd)				Standard Forge (Cont'd)			
Axle Model or Code	Capacity	Line No.	Page No.	Axle Model or Code	Capacity	Line No.	Page No.	Axle Model or Code	Capacity	Line No.	Page No.
DH	20000#	SP14	41	ETA225D	22500#	SP14	41	TTA17S	-	SF4	43
E	23000#	SP9	41	ETA225J	22500#	SP8	41	A18S	-	SF4	43
ED	22500#	SP9	41	23L	23000#	SP10	41	A19	-	SF4	43
EH	22500#	SP9	41	23L501	23000#	SP10	41	A19H	-	SF4	43
H	-	SP15	41	23R	23000#	SP10	41	A19S	-	SF4	43
HD	-	SP15	41	T23L	23000#	SP10	41	DA19H	-	SF4	43
J	20000#	SP10	41	ESR230J	23000#	SP10	41	DA19S	-	SF4	43
JE	20000#	SP10	41	ESR230P	23000#	SP19	41	A20T	-	SF5	43
JH	20000#	SP10	41	EST230J	23000#	SP10	41	AT20T	-	SF5	43
N	15000#	SP11	41	EST230P	23000#	SP19	41	TA20T	-	SF5	43
ND	15000#	SP11	41	ETA230C	23000#	SP10	41	A21S	-	SF5	43
T	25000#	SP10	41	24L	23000#	SP10	41	A21T	-	SF5	43
W	30000#	SP13	41	T24L	23000#	SP10	41	K21	-	SF4	43
DWL1	20000#	SP14	41	25LD	25000#	SP14	41	TA21T	-	SF5	43
X1A	-	SP18	41	25LD-501	25000#	SP14	41	A22H	-	SF6	43
D10	12000#	SP1	41	25R	25000#	SP10	41	A22S	-	SF6	43
T11A	11000#	SP18	41	25RD	25000#	SP20	41	SD2200AB	-	SF11	43
D14	15000#	SP2	41	H25LD	25000#	SP14	41	A22S	-	SF6	43
T14	15000#	SP11	41	H25R	25000#	SP10	41	A25	-	SF7	43
T14-4500	15000#	SP11	41	T25-6000	25000#	SP13	41	A25S	-	SF7	43
T14-4519	15000#	SP11	41	K30	30000#	SP5	41	K25	-	SF5	43
T14-4545	15000#	SP11	41	A45	45000#	SP6	41	TA25	-	SF7	43
T14-4566	15000#	SP11	41	J501	-	SP10	41	A26	-	SF7	43
T14-4575	15000#	SP11	41	A65	65000#	SP7	41	A26S	-	SF7	43
T14-4576	15000#	SP11	41	C-07LA3	-	SP8	41	TA26	-	SF7	43
T14D	15000#	SP11	41	T9	18000#	SP12	41	K30	-	SF7	43
LA15	1500#	SP8	41	T9AD	9000#	SP16	41	A40	-	SF8	43
T18	20000#	SP8	41	R900	-	SP17	41	A40S	-	SF8	43
T18A	20000#	SP8	41	Standard Forge				A45S	-	SF9	43
T18B	20000#	SP8	41	Axle Model or Code	Capacity	Line No.	Page No.	A50	-	SF10	43
T18C	20000#	SP8	41					A60	-	SF10	43
T18D-266	20000#	SP8	41	A25S	-	SF7	43	A60S	-	SF10	43
20L	20000#	SP8	41	A10S	-	SF1	43	A65	-	SF10	43
20L-77	20000#	SP8	41	A11S	-	SF2	43	A65S	-	SF10	43
T20L	20000#	SP8	41	DA11S	-	SF2	43	A700	-	SF4	43
T20L-77	20000#	SP8	41	A13S	-	SF3	43	S700	-	SF4	43
21D	21000#	SP14	41	DA13S	-	SF3	43	A8.5S	-	SF1	43
T21	21000#	SP15	41	DA13X	-	SF3	43	T8.5	-	SF1	43
T21D	21000#	SP15	41	STA13	-	SF3	43	T8.5S	-	SF1	43
22L	22000#	SP9	41	STA13S	-	SF3	43	T85	-	SF1	43
22R	22000#	SP9	41	TA13S	-	SF3	43	T85S	-	SF1	43
D22	22500#	SP3	41	TTA13S	-	SF3	43	A900	-	SF4	43
D22	25000#	SP3	41	A135	-	SF3	43	S900	-	SF4	43
D22	27000#	SP3	41	K14	-	SF3	43	Trunnion			
K22	27000#	SP3	41	A15S	-	SF3	43	Axle Model or Code	Capacity	Line No.	Page No.
K22	25000#	SP3	41	DA15S	-	SF3	43				
K22	22500#	SP3	41	A16	-	SF13	43	TA175	-	TR1	43
P22	22500#	SP4	41	TA16S-60	-	SF14	43	Volvo			
P22	25000#	SP4	41	A17S	-	SF12	43	Axle Model or Code	Capacity	Line No.	Page No.
P22	27000#	SP4	41	AL17S	-	SF4	43				
T22L	22500#	SP9	41	DA17S	-	SF4	43	F7	-	VO1	44
ESR225J	22500#	SP10	41	TA17	-	SF4	43	Westport			
ESR225P	22500#	SP19	41	TA17S	-	SF4	43	Axle Model or Code	Capacity	Line No.	Page No.
EST225J	22500#	SP10	41	TA17S	-	SF4	43				
EST225P	22500#	SP19	41	TTA17	-	SF4	43	F5W-0900	-	WE2	44

Trailer, Tag And Pusher Axles



Westport (Cont'd)

Axle Model or Code	Capacity	Line No.	Page No.
F3W-1200	-	WE1	44
WS16	-	WE1	44
F3W-1600	-	WE1	44
F6W-1600	-	WE1	44

Clark				Ford (Cont'd)				Ford (Cont'd)			
Axle Model or Code	Capacity	Line No.	Page No.	Axle Model or Code	Capacity	Line No.	Page No.	Axle Model or Code	Capacity	Line No.	Page No.
FDS-20000	20000#	CL3	44	C	12000#	FO3	47	2	5500#	FO1	47
F-361	3600#	CL1	44	C	13100#	FO3	47	3	7500#	FO4	47
F-362	3600#	CL1	44	D	12000#	FO3	47	3	6000#	FO2	47
F-458	4500#	CL2	44	D	7000#	FO4	47	3	12000#	FO3	47
F-459	4500#	CL2	44	D	6000#	FO6	47	4	7000#	FO4	47
Coleman				E	9000#	FO5	47	4	12000#	FO3	47
Axle Model or Code	Capacity	Line No.	Page No.	E	12000#	FO3	47	5	12000#	FO3	47
SD12	12000#	CO1	45	E	7500#	FO11	47	5	9000#	FO7	47
SD17	17000#	CO1	45	F	18000#	FO14	47	5/CARGO (ex. Disc)	9000#	FO13	47
SD9	9000#	CO1	45	F	12000#	FO13	47	5/CARGO (w/Disc)	9000#	FO3	47
Dana (See Spicer)				F	7500#	FO11	47	5	7500#	FO6	47
				F/CARGO (Disc)	12000#	FO3	47	6 (80)	4700#	FO8	47
				F/CARGO (Exc. Dis	12000#	FO13	47	6 (83-up)	9500#	FO13	47
				G	7500#	FO11	47	6 (80)	12000#	FO13	47
				G (78-79)	12000#	FO13	47	6 (82-83)	12000#	FO13	47
				G (84)	12000#	FO3	47	6	12000#	FO3	47
Dodge				H (78-79)	12000#	FO3	47	7	12000#	FO13	47
Axle Model or Code	Capacity	Line No.	Page No.	H (82-88)	12000#	FO14	47	8	12000#	FO3	47
11000	11000#	DT5	45	I	20000#	FO14	47	8	6000#	FO4	47
12000	12000#	DT6	45	I	12000#	FO3	47	9	15000#	FO10	47
15000	15000#	DT7	45	J	5000#	FO1	47	9	8000#	FO4	47
16000	16000#	DT8	45	J	4700#	FO8	47	FWD			
FA-40	4000#	DT1	45	K	5500#	FO1	47	Axle Model or Code	Capacity	Line No.	Page No.
FA-50	5000#	DT2	45	L	6000#	FO9	47	2A	-	FW1	47
FA-55	5500#	DT2	45	L	13100#	FO3	47	2B	-	FW2	47
FA-70	7000#	DT3	45	L	7500#	FO4	47	2C	-	FW2	47
9000	9000#	DT4	45	M	12000#	FO3	47	2SC	-	FW2	47
Eaton (See Spicer)				M	7000#	FO4	47	2SDC	-	FW2	47
				N	9000#	FO7	47	22	-	FW1	47
				N	12000#	FO3	47	22A	-	FW1	47
				N	7500#	FO6	47	22HD	-	FW1	47
Fabco				N/CARGO	9000#	FO13	47	ND22	-	FW1	47
Axle Model or Code	Capacity	Line No.	Page No.	O	9500#	FO3	47	32	-	FW2	47
SDA-12	12000#	FA1	46	O	12000#	FO3	47	32A	-	FW2	47
SDA-1200	12000#	FA2	46	O	9000#	FO5	47	GMC			
SDA-1400	14000#	FA2	46	P	12000#	FO13	47	Axle Model or Code	Capacity	Line No.	Page No.
SDA-16	16000#	FA1	46	Q	12000#	FO3	47	FH0	14000#	GM1	48
SDA-1600	18000#	FA2	46	R	13000#	FO13	47	FL1	8000#	GM2	48
SDA-18	18000#	FA1	46	S	16000#	FO14	47	F110	11000#	GM6	48
SDA-21	21000#	FA1	46	T	18000#	FO14	47	IFS110	11000#	GM6	48
SDA-9	9000#	FA1	46	T	13100#	FO3	47	F120	12000#	GM6	48
FE				U	12000#	FO3	47	F120D	9000#	GM6	48
Axle Model or Code	Capacity	Line No.	Page No.	U	20000#	FO14	47	F150	15000#	GM7	48
2621	-	FE2		V	6000#	FO4	47	F160	16000#	GM7	48
Ford				V	12000#	FO3	47	FL2	11000#	GM3	48
Axle Model or Code	Capacity	Line No.	Page No.	W	5500#	FO1	47	FL3	14500#	GM1	48
Twin I-Beam (F-Seri	4850#	FO15	47	W	12000#	FO3	47	FH033	-	GM3	48
A	5500#	FO1	47	X	8000#	FO4	47	FH4	16000#	GM16	48
A	5000#	FO1	47	X	7000#	FO4	47	W4	-	GM8	48
B	16000#	FO14	47	Y	5000#	FO5	47	W4L	-	GM8	48
B	5500#	FO1	47	Z	12000#	FO3	47	W6	-	GM9	48
C	6000#	FO12	47	Z	15000#	FO10	47	FS7 (AIR)	12000#	GM1	48
				1	5000#	FO1	47	FS7 (HYD)	12000#	GM3	48

Front Axles



GMC (Cont'd)				Iveco (Cont'd)				Mack (Cont'd)			
Axle Model or Code	Capacity	Line No.	Page No.	Axle Model or Code	Capacity	Line No.	Page No.	Axle Model or Code	Capacity	Line No.	Page No.
W7H	-	GM11	48	Z230T	-	IV1	49	FA-518	-	MK8	50
W7M	-	GM10	48	Z340T	-	IV1	49	FA-519	-	MK5	50
W7T	-	GM11	48	Z450T	-	IV1	49	FA-522	11000#	MK5	50
F070	7000#	GM4	48	Mack				FAL-522	11000#	MK5	50
F070D	7000#	GM4	48	Axle Model or Code	Capacity	Line No.	Page No.	FA-5221	11000#	MK5	50
FH070	7000#	GM4	48					FAL-5221	11000#	MK5	50
IFS070	7000#	GM4	48	FAW-10.5	10000#	MK10	50	FA-523	-	MK5	50
F090	9000#	GM5	48	FAR-12	12000#	MK10	50	FAL-523	-	MK5	50
IFS090	9000#	GM5	48	FAW-12	12000#	MK10	50	FA-5231	11000#	MK5	50
FE900	11000#	GM14	48	FAWL-12	12000#	MK10	50	FA-532	12000#	MK5	50
FF901	16000#	GM12	48	FAW-14.3	14300#	MK10	50	FAL-532	12000#	MK5	50
FL901	16000#	GM16	48	FAW-14.3	14300#	MK10	50	FA-5321	12000#	MK5	50
FE921	11000#	GM12	48	FA-18	18000#	MK14	50	FAL-5321	12000#	MK5	50
FF921	12000#	GM12	48	FAW-18	18000#	MK14	50	FA-534	9000#	MK4	50
FD931	9000#	GM18	48	FA-20	20000#	MK14	50	FA-534C-W	9000#	MK5	50
FF931	12000#	GM12	48	FAW-20	20000#	MK14	50	FAN-534	9000#	MK4	50
FL931	18000#	GM16	48	FA-24	-	MK1	50	FA-5341	9000#	MK4	50
FF932	13200#	GM15	48	FA-25	-	MK2	50	FAN-5341	9000#	MK4	50
FF933	12000#	GM12	48	FA-25A	-	MK2	50	FA-535	10500#	MK7	50
FF941	12000#	GM12	48	FA-26	-	MK3	50	FA-535C-W	10500#	MK9	50
FL941	18000#	GM16	48	FA-28	-	MK4	50	FAL-535	10500#	MK7	50
FG943	13200#	GM15	48	FA-300	-	MK6	50	FAN-535	10500#	MK7	50
FE970	11000#	GM13	48	FA-301	-	MK6	50	FANL-535	10500#	MK7	50
FF971	12000#	GM17	48	FA-36	-	MK4	50	FAW-535	10500#	MK7	50
International (See Navistar)				FA-37	-	MK4	50	FA-5351	10500#	MK7	50
				FA-400	-	MK4	50	FAN-5351	10500#	MK7	50
				FA-405	-	MK4	50	FANL-5351	10500#	MK7	50
				FA-408	-	MK4	50	FA-536	10500#	MK5	50
				FA-44	-	MK4	50	FAW-536	10500#	MK10	50
				FA-44A	-	MK4	50	FAW-536C-W-D	10500#	MK10	50
				FA-44B	-	MK4	50	FAW-5361C	12000#	MK10	50
				FA-45	-	MK4	50	FA-537	12000#	MK10	50
				FA-45A	-	MK4	50	FAFW-537C-D	12000#	MK10	50
				FA-45B	-	MK4	50	FAW-537	12000#	MK10	50
				FA-46	-	MK1	50	FAW-537C-D	12000#	MK10	50
				FA-500	-	MK4	50	FAW-537C-W-D	12000#	MK10	50
				FA-501	-	MK4	50	FA-5371	12000#	MK10	50
				FA-505	8000#	MK4	50	FAW-5371	12000#	MK10	50
				FA-5051	8000#	MK9	50	FAW-538	-	MK10	50
				FAL-5051	8000#	MK4	50	FA-56	-	MK1	50
				FA-507	9500#	MK7	50	FA-561	-	MK10	50
				FA-5071	9500#	MK7	50	FA-562	-	MK5	50
				FAL-5071	9500#	MK7	50	FA-57	-	MK5	50
				FAN-5071	9500#	MK7	50	FA-571	-	MK1	50
				FA-508	-	MK7	50	FA-600	16000#	MK5	50
				FA-509	-	MK5	50	FA-600C	16000#	MK5	50
				FA-510	-	MK5	50	FA-6000	16000#	MK11	50
				FA-511	8000#	MK4	50	FA-6001	16000#	MK11	50
				FA-5111	8000#	MK4	50	FA-601	16000#	MK11	50
				FA-512	9500#	MK7	50	FA-601C	16000#	MK11	50
				FA-513	-	MK5	50	FA-6011	16000#	MK11	50
				FA-5131	-	MK5	50	FA-604	18000#	MK6	50
				FA-514	9500#	MK7	50	FA-6041	18000#	MK14	50
				FA-5141	9500#	MK7	50	FA-6042	18000#	MK14	50
				FA-517	9500#	MK7	50	FA-6043	18000#	MK14	50

Mack (Cont'd)				Meritor (Cont'd)				Meritor (Cont'd)			
Axle Model or Code	Capacity	Line No.	Page No.	Axle Model or Code	Capacity	Line No.	Page No.	Axle Model or Code	Capacity	Line No.	Page No.
FA-6044	-	MK14	50	1689	-	MR12	52	27071	14000#	MR12	52
FA-612	20000#	MK11	50	16900	-	MR12	52	27072	14000#	MR12	52
FAW-612C	20000#	MK12	50	16901	-	MR12	52	27450	14000#	MR19	52
FA-614	-	MK12	50	16902	-	MR12	52	27451	14000#	MR19	52
FA-616	18000#	MK12	50	16903	-	MR12	52	27452	14000#	MR19	52
FA-616D	18000#	MK12	50	16905	-	MR12	52	27454	14000#	MR19	52
FAW-616	18000#	MK12	50	16910	-	MR12	52	27460	14000#	MR19	52
FAW-616D	18000#	MK12	50	1692	-	MR13	52	27461	14000#	MR19	52
FA-617	20000#	MK12	50	16920	-	MR12	52	27462	14000#	MR19	52
FA-617C	20000#	MK12	50	16920W	-	MR12	52	27462A	14000#	MR19	52
FA-617D	20000#	MK12	50	1693	-	MR13	52	27463	14000#	MR19	52
FAW-617	20000#	MK12	50	16930	-	MR12	52	27463A	14000#	MR19	52
FAW-617C-D	20000#	MK12	50	16930W	-	MR12	52	27465	14000#	MR19	52
FAW-618	18000#	MK12	50	16931	-	MR12	52	27465A	14000#	MR19	52
FAW-619	-	MK12	50	16931W	-	MR12	52	27620	14000#	MR19	52
FAW-619W	20000#	MK12	50	FDS1800	21000#	MR14	52	2770	-	MR12	52
FA-700	20000#	MK13	50	FDS1805	18000#	MR14	52	2771	-	MR12	52
FA-701	20000#	MK13	50	FDS1807	21000#	MR14	52	2774	-	MR12	52
FA-702	20000#	MK13	50	FDS1808	21000#	MR14	52	2775	-	MR12	52
FAR-9.5	9500#	MK7	50	F2090	8000#	MR15	52	2776	-	MR12	52
Magirus				F2094	10500#	MR15	52	2777	-	MR12	52
Axle Model or Code	Capacity	Line No.	Page No.	FDS2100	21000#	MR14	52	30000	3750#	MR20	52
				FDS2101	21000#	MR14	52	30003	3750#	MR20	52
160A11FL	-	MG1	51	RF-21-155	21000#	MR14	52	30004	3750#	MR20	52
160A13FL	-	MG1	51	RF-21-156	21000#	MR14	52	30012	3750#	MR20	52
200A13FL	-	MG1	51	RF-21-355	21000#	MR14	52	30020	3750#	MR20	52
200A13FS	-	MG1	51	2600	-	MR8	52	30023	3750#	MR21	52
Mercedes-Benz				26060	-	MR12	52	30062	3750#	MR21	52
Axle Model or Code	Capacity	Line No.	Page No.	26061	-	MR25	52	30063	3750#	MR21	52
				26062	-	MR12	52	30064	3750#	MR21	52
L1013	-	MB2	51	26063	-	MR12	52	31007	4500#	MR22	52
L1113	-	MB2	51	26065	-	MR12	52	31008	4500#	MR22	52
L1116	-	MB2	51	2650	-	MR12	52	31009	4500#	MR22	52
L1117	-	MB3	51	2652P	-	MR12	52	31013	4500#	MR22	52
L1316	-	MB1	51	2653	-	MR12	52	31015	4500#	MR22	52
LS1316	-	MB1	51	2653P	-	MR12	52	31018	4500#	MR22	52
L1418	-	MB1	51	2660	-	MR12	52	31020	4500#	MR22	52
LS1418	-	MB1	51	2661	-	MR12	52	31041	4500#	MR22	52
Meritor				2662	-	MR12	52	31100	5000#	MR22	52
Axle Model or Code	Capacity	Line No.	Page No.	2663	-	MR12	52	31104	5000#	MR22	52
				2664	-	MR12	52	31105	5000#	MR22	52
JD1448	-	MR12	52	2665	-	MR12	52	31116	5000#	MR22	52
FDS1600	16000#	MR24	52	2666	-	MR12	52	FDS75	7500#	MR29	52
16000	-	MR12	52	2668	-	MR12	52	FDS750	7500#	MR29	52
RF-16-145	16000#	MR14	52	2700	-	MR8	52	F7900	20000#	MR17	52
16600	-	MR18	52	27000	14000#	MR19	52	F7900N	20000#	MR17	52
16601	-	MR18	52	27050	14000#	MR19	52	F7901	20000#	MR17	52
16602	-	MR18	52	27052	14000#	MR19	52	F7910	20000#	MR17	52
16608	-	MR12	52	27054	14000#	MR19	52	FC900	7000#	MR1	52
16612	-	MR12	52	27060	14000#	MR19	52	FD900	9000#	MR2	52
16613	-	MR12	52	27061	14000#	MR19	52	FE900	11000#	MR3	52
16616	-	MR12	52	27062	14000#	MR19	52	FF900	12000#	MR4	52
16618	-	MR12	52	27062A	14000#	MR19	52	FG900	15000#	MR5	52
16800	-	MR12	52	27063	14000#	MR12	52	FH900	16000#	MR6	52
16801	-	MR12	52	27070	14000#	MR12	52	FL900	18000#	MR6	52

Front Axles



Meritor (Cont'd)				Navistar				Navistar (Cont'd)			
Axle Model or Code	Capacity	Line No.	Page No.	Axle Model or Code	Capacity	Line No.	Page No.	Axle Model or Code	Capacity	Line No.	Page No.
FU900	28000#	MR25	52	FA1	2500#	NV1	55	FA99	7000#	NV16	55
FC901	7000#	MR1	52	FA3	2700#	NV2	55	FA100	9000#	NV33	55
FD901	9000#	MR2	52	FA4	2000#	NV22	55	FA101	7500#	NV19	55
FE901	11000#	MR3	52	FA6	3500#	NV3	55	FA102	9000#	NV33	55
FF901	12000#	MR4	52	FA7	4000#	NV3	55	FA103	7500#	NV19	55
FG901	15000#	MR5	52	FA8	2500#	NV4	55	FA104	8000#	NV19	55
FH901	16000#	MR6	52	FA9	2500#	NV4	55	FA105	9000#	NV33	55
FL901	16000#	MR6	52	FA10	3200#	NV1	55	FA108	9000#	NV23	55
FC903	7000#	MR1	52	FA12	3800#	NV3	55	FA108	9000#	NV23	55
FD903	9000#	MR2	52	FA15	2800#	NV25	55	FA109	9000#	NV23	55
FE903	11000#	MR3	52	FA16	2800#	NV9	55	FA110	11000#	NV38	55
FF903	12000#	MR4	52	FA17	2800#	NV9	55	FA111	11000#	NV38	55
FG903	15000#	MR5	52	FA18	3500#	NV25	55	FA112	12000#	NV34	55
FH903	16000#	MR6	52	FA20	3500#	NV5	55	FA113	12000#	NV34	55
FL903	18000#	MR6	52	FA22	-	NV3	55	FA114	12000#	NV29	55
FU910	28000#	MR27	52	FA24	2500#	NV6	55	FA115	11000#	NV33	55
FF920	-	MR4	52	FA25	3500#	NV25	55	FA118	9000#	NV7	55
FC921	7000#	MR1	52	FA28	4000#	NV8	55	FA119	12000#	NV29	55
FD921	-	MR2	52	FA30	3500#	NV5	55	FA120	15000#	NV35	55
FE921	11000#	MR4	52	FA40	4700#	NV5	55	FA127	10800#	NV7	55
FF921	12000#	MR4	52	FA41	4700#	NV8	55	FA132	7000#	NV35	55
FL921	18000#	MR6	52	FA45	3000#	NV25	55	FA133	7000#	NV35	55
FF930	12000#	MR4	52	FA46	3000#	NV9	55	FA136	16000#	NV36	55
FC931	7000#	MR9	52	FA48	4700#	NV8	55	FA137	16000#	NV36	55
FD931	9000#	MR2	52	FA51	6000#	NV11	55	FA138	16000#	NV37	55
FE931	11000#	MR3	52	FA52	4000#	NV11	55	FA139	12000#	NV7	55
FF931	12000#	MR4	52	FA54	6000#	NV11	55	FA140	14000#	NV29	55
FF931A	12000#	MR4	52	FA55	7500#	NV10	55	FA150	16000#	NV36	55
FG931	-	MR23	52	FA57	9000#	NV21	55	FA182	18000#	NV36	55
FL931	18000#	MR6	52	FA58	6000#	NV11	55	FA183	18000#	NV36	55
FF932	13200#	MR23	52	FA59	9000#	NV21	55	FA184	18000#	NV41	55
FD933	9000#	MR2	52	FA60	6000#	NV12	55	FA191	16000#	NV37	55
FF933	12000#	MR4	52	FA62	-	NV2	55	FA192	18000#	NV41	55
FU935	30000#	MR7	52	FA63	-	NV13	55	FA193	21000#	NV41	55
FL936	-	MR6	52	FA64	9000#	NV30	55	FA194	21000#	NV42	55
FC941	8000#	MR28	52	FA65	7000#	NV14	55	FA195	21000#	NV42	55
FF941	12000#	MR23	52	FA68	5000#	NV12	55	FA196	21000#	NV42	55
FF941A	12000#	MR4	52	FA69	6000#	NV15	55	FA201	9000#	NV33	55
FG941	14600#	MR23	52	FA70	5500#	NV12	55	FA208	9000#	NV33	55
FL941	16000#	MR6	52	FA71	5000#	NV19	55	FA209	9000#	NV33	55
FF942	13200#	MR23	52	FA72	5500#	NV12	55	FA210	11000#	NV39	55
FL942	18000#	MR6	52	FA73	6000#	NV19	55	FA211	12000#	NV39	55
FF943	12000#	MR23	52	FA74	6000#	NV19	55	FA212	12000#	NV39	55
FG943	14600#	MR23	52	FA75	7500#	NV27	55	FA213	12000#	NV39	55
FL943	16000#	MR6	52	FA76	5000#	NV27	55	FA215	12000#	NV39	55
FF944	13200#	MR23	52	FA78	7500#	NV20	55	FA216	12000#	NV39	55
FL951	22000#	MR6	52	FA80	12000#	NV17	55	FA218	12000#	NV39	55
FD961	10000#	MR4	52	FA81	7500#	NV20	55	FA219	12000#	NV39	55
FF961	12000#	MR23	52	FA82	12000#	NV31	55	FA223	12000#	NV39	55
FF966	12000#	MR23	52	FA83	12000#	NV31	55	FA224	12000#	NV39	55
FE970	12000#	MR10	52	FA89	5500#	NV16	55	FA225	12000#	NV39	55
FF971	12000#	MR11	52	FA90	12000#	NV28	55	FA226	12000#	NV39	55
				FA91	7000#	NV16	55	FA227	13200#	NV39	55
				FA95	7000#	NV43	55	FA228	12000#	NV39	55
				FA98	7000#	NV16	55	FA229	12000#	NV39	55

Navistar (Cont'd)				Spicer (Cont'd)				Volvo			
Axle Model or Code	Capacity	Line No.	Page No.	Axle Model or Code	Capacity	Line No.	Page No.	Axle Model or Code	Capacity	Line No.	Page No.
FA231	16000#	NV36	55	EFA12F3	12000#	SP22	56	F607	-	VO1	59
FA232	16000#	NV36	55	EFA12F4	12000#	SP22	56	F610	-	VO1	59
FA233	20000#	NV36	55	I120	12000#	SP4	56	F611	Chassis #CH2376	VO2	59
FA234	12000#	NV40	55	I120S	12000#	SP9	56	F611	Chassis #CH2377	VO3	59
FA238	18000#	NV36	55	E1200I	12000#	SP22	56	F612	Chassis #CH6450	VO2	59
FA239	20000#	NV36	55	EFA13F3	13200#	SP23	56	F612	Chassis #CH6451	VO3	59
FA241	20000#	NV36	55	EFA13F4	13200#	SP23	56	F613	Chassis #CH6450	VO2	59
FA242	24000#	NV26	55	EFA13F5	13200#	SP23	56	F613	Chassis #CH6451	VO3	59
FA245	16000#	NV36	55	I140S	14000#	SP9	56	F614	Chassis #CH703#	VO2	59
FA248	24000#	NV27	55	I160S	16000#	SP10	56	F614	Chassis #CH704#	VO3	59
FA250	13000#	NV39	55	EFA18F3	18000#	SP24	56	F7	Disc Wheels BC28	VO5	59
FA309	9000#	NV18	55	I180S	18000#	SP10	56	F7	SPOKE WHEEL H	VO5	59
FA329	10800#	NV18	55	EFA20F4	20000#	SP24	56	F7	Disc Wheels FA7.	VO4	59
FA336	12000#	NV24	55	I200S	20000#	SP10	56	F7	Disc Wheels FA6.	VO5	59
FA337	12000#	NV24	55	EFA22T2	20000#	SP24	56	Westport			
FA338	12000#	NV26	55	EFA22T5	20000#	SP24	56				
FA339	12000#	NV26	55	EFA24T2	22000#	SP24	56	Axle Model or Code	Capacity	Line No.	Page No.
FA340	12000#	NV26	55	EFA24T5	22000#	SP24	56	F3W-1200	-	WE1	59
FA341	10500#	NV18	55	25-F	2150#	SP5	56	F6W-1400	-	WE1	59
FA342	14000#	NV24	55	27-F	2300#	SP5	56	F6W-1200	-	WE1	59
FA343	12000#	NV39	55	27-AF	2300#	SP5	56	White			
FF931	12000#	NV39	55	28-IFS	2790#	SP11	56				
FF941	12000#	NV39	55	30-AF	2500#	SP20	56	Axle Model or Code	Capacity	Line No.	Page No.
FAADA	6000#	NV19	55	35-IFS	2800#	SP12	56	F3-100	10000#	WH2	60
FAADB	8000#	NV19	55	44-FBJ	3300#	SP19	56	F3W-100	10000#	WH2	60
FAADC	10000#	NV39	55	44-IFS	3800#	SP13	56	F5-100	10000#	WH2	60
FAADD	12000#	NV39	55	44-IFS-HD	3850#	SP14	56	F5W-100	10000#	WH2	60
FAADE	14000#	NV39	55	44-1F	3000#	SP5	56	F6W-100	10000#	WH2	60
FAADG	14000#	NV39	55	44-1F-HD	3000#	SP16	56	10000	10000#	WH2	60
FAADH	16000#	NV36	55	44-3CF	3000#	SP18	56	106D	-	WH2	60
FAADJ	18000#	NV36	55	44-3CF-HD	3000#	SP18	56	108D	-	WH3	60
FAADK	20000#	NV36	55	44-3F	3000#	SP8	56	F3W-108	-	WH4	60
FAADL	9000#	NV39	55	44-5CF-HD	3500#	SP16	56	F6W-108	-	WH5	60
FAARA	12000#	NV39	55	44-5F	3300#	SP17	56	109D	-	WH3	60
FAERA	21000#	NV42	55	44-6CF	3300#	SP13	56	110D	-	WH3	60
FAERC	23000#	NV42	55	44-6CF-HD	3500#	SP16	56	111D	-	WH3	60
FAERD	21000#	NV42	55	44-6E	3300#	SP7	56	114D	-	WH1	60
FAERE	18000#	NV42	55	44-6F	3300#	SP7	56	115D	-	WH1	60
FAERG	21000#	NV42	55	44-7F	3800#	SP5	56	115DL	-	WH1	60
FAEYA	16000#	NV31	55	44-8F	3800#	SP17	56	116D	-	WH3	60
FAEYB	12000#	NV31	55	44-9F	3800#	SP13	56	116DL	-	WH3	60
FAEYC	16000#	NV31	55	60 Monobeam	6000#	SP21	56	116DX	-	WH3	60
FAEYG	12000#	NV31	55	50 Monobeam	5200#	SP21	56	119D	-	WH2	60
FAKER	18000#	NV42	55	I50	5000#	SP1	56	12D	15000#	WH6	60
FAKRB	18000#	NV36	55	50.5-IFS	4600#	SP15	56	F3-120	12000#	WH3	60
Rockwell (See Meritor)				60-F	4500#	SP15	56	F3W-120	12000#	WH3	60
				60-3F	4500#	SP15	56	F5-120	12000#	WH3	60
				60-7F	4500#	SP15	56	F5W-120	12000#	WH3	60
				I60	6000#	SP1	56	F6W-120	12000#	WH3	60
Spicer				I60S	6000#	SP1	56	F3W-1200	12000#	WH3	60
				70-F	6000#	SP6	56	F6W-1200	12000#	WH3	60
				I75	7500#	SP2	56	12000	12000#	WH3	60
				I100S	10000#	SP9	56	180S	8000#	SP2	56
E1000I	10000#	SP22	56	I90	9000#	SP3	56	122D	-	WH3	60
I108	10800#	SP3	56					123D	-	WH1	60

Front Axles



White (Cont'd)			
Axle Model or Code	Capacity	Line No.	Page No.
124D	-	WH2	60
125D	-	WH3	60
F3W-125	-	WH5	60
F6W-125	-	WH5	60
126D	-	WH3	60
127D	-	WH3	60
F3-140	14000#	WH3	60
F3W-140	14000#	WH3	60
F5-140	14000#	WH3	60
F5W-140	14000#	WH3	60
F6W-140	14000#	WH3	60
F3W-1400	14000#	WH3	60
F6W-1400	14000#	WH3	60
14000	14000#	WH3	60
F3W-141	-	WH5	60
F6W-141	-	WH5	60
16D	-	WH1	60
23D	-	WH1	60
24D	-	WH2	60
30D	-	WH1	60
39D	-	WH1	60
40D	-	WH2	60
58D	-	WH1	60
59D	-	WH2	60
60D	-	WH2	60
74D	-	WH1	60
740	-	WH1	60
F5-75	7500#	WH1	60
79D	15000#	WH4	60
F3-8	-	WH1	60
F3-80	8000#	WH1	60
F3W-80	8000#	WH1	60
F5-80	8000#	WH1	60
F5W-80	8000#	WH1	60
8000	8000#	WH1	60
81D	11000#	WH4	60
82D	9000#	WH8	60
90D	16000#	WH7	60

Coleman				Dodge (Cont'd)				Dodge (Cont'd)			
Axle Model or Code	Capacity	Line No.	Page No.	Axle Model or Code	Capacity	Line No.	Page No.	Axle Model or Code	Capacity	Line No.	Page No.
SD12	-	CO1	60	1790	18500#	DT2	62	38D	38000#	DT3	62
SD9	-	CO1	60	1790A	18500#	DT2	62	38D3	38000#	DT3	62
Dana (See Spicer)				1791	18500#	DT2	62	38D3	38000#	DT3	62
				1791A	18500#	DT2	62	38D3B	38000#	DT3	62
				18100	22000#	DT13	62	38D3C	38000#	DT3	62
				18101	22000#	DT13	62	38D3C	38000#	DT3	62
				18120	22000#	DT13	62	38D3D	38000#	DT3	62
Dodge				18121	22000#	DT8	62	38D3E	38000#	DT3	62
Axle Model or Code	Capacity	Line No.	Page No.	18200	22000#	DT13	62	38D3E	38000#	DT3	62
SHHD	32000#	DT1	62	18201	22000#	DT13	62	38DP	38000#	DT3	62
SLHD	34000#	DT18	62	18221	22000#	DT17	62	38DPC	38000#	DT3	62
SQHD	38000#	DT6	62	18301	22000#	DT13	62	38DPE	38000#	DT3	62
SSHHD	46000#	DT6	62	18302	22000#	DT13	62	38DS	38000#	DT3	62
H100	17000#	DT4	62	1880	22000#	DT13	62	38DSC	38000#	DT3	62
L100	18500#	DT5	62	1881	22000#	DT13	62	38DSE	38000#	DT3	62
Q100	22000#	DT6	62	18812	22000#	DT13	62	38DT	38000#	DT3	62
R100	23000#	DT6	62	1910	23000#	DT14	62	38DTC	38000#	DT3	62
L110	18500#	DT7	62	1911	23000#	DT14	62	38DTE	38000#	DT3	62
H120	17000#	DT4	62	19120	23000#	DT14	62	38R3	38000#	DT3	62
1350	15000#	DT12	62	19121	23000#	DT14	62	38R3C	38000#	DT3	62
13802	15000#	DT9	62	1918	23000#	DT14	62	38R3E	38000#	DT3	62
13803	15000#	DT9	62	1919	23000#	DT14	62	38RP	38000#	DT3	62
L140	18500#	DT4	62	19220	23000#	DT14	62	38RPC	38000#	DT3	62
QT140	22000#	DT6	62	19221	23000#	DT14	62	38RPE	38000#	DT3	62
R140	23000#	DT6	62	19800	23000#	DT14	62	38RS	38000#	DT3	62
RT140	23000#	DT8	62	19801	23000#	DT14	62	38RSC	38000#	DT3	62
H141	17000#	DT1	62	L200	18500#	DT5	62	38RSE	38000#	DT3	62
L145	18500#	DT5	62	Q200	22000#	DT8	62	38RT	38000#	DT3	62
Q145	22000#	DT8	62	R200	23000#	DT8	62	38RTC	38000#	DT3	62
F147	15000#	DT9	62	RT240	23000#	DT8	62	38RTE	38000#	DT3	62
L148	18500#	DT5	62	L245	18500#	DT5	62	8802	22000#	DT15	62
15201	15000#	DT9	62	30DS	30000#	DT1	62	8803	22000#	DT15	62
H161	18000#	DT10	62	30DSC	30000#	DT1	62	Eaton (See Spicer)			
1614	16000#	DT1	62	30RS	30000#	DT1	62				
1618	17000#	DT1	62	30RSC	30000#	DT1	62				
1619	17000#	DT1	62	L300	18500#	DT5	62				
16220	17000#	DT16	62	Q300	22000#	DT8	62	Ford			
16221	17000#	DT16	62	QT300	22000#	DT8	62	Axle Model or Code	Capacity	Line No.	Page No.
16244	17000#	DT1	62	R300	23000#	DT8	62	10.25" R.G.	6250#	FO15	63
16600	16000#	DT16	62	R300A	23000#	DT8	62	10.5" R.G.	9750#	FO16	63
16601	16000#	DT16	62	H320	17500#	DT4	62	1A	23000#	FO1	63
16800	16000#	DT16	62	34D3	34000#	DT2	62	1B	22000#	FO1	63
16801	16000#	DT16	62	34D3B	34000#	DT2	62	1C	34000#	FO2	63
16802	16000#	DT16	62	34D3C	34000#	DT2	62	1G	23000#	FO1	63
16803	16000#	DT16	62	34DS	34000#	DT2	62	1H	23000#	FO2	63
H170	17500#	DT1	62	34DSC	34000#	DT2	62	1J	23000#	FO1	63
R170	23000#	DT8	62	34R3	34000#	DT2	62	1K	23000#	FO1	63
RL170	20000#	DT8	62	34RS	34000#	DT2	62	1L	38000#	FO1	63
17120	18500#	DT2	62	34RSC	34000#	DT2	62	1M	44000#	FO1	63
17121	18500#	DT2	62	L340	18500#	DT5	62	1M	23000#	FO1	63
17200	18500#	DT2	62	QT340	22000#	DT8	62	1P	23000#	FO1	63
17220	18500#	DT2	62	RT340	23000#	DT8	62	1Q	18500#	FO2	63
17221	18500#	DT2	62	H341	17000#	DT8	62	1T	23000#	FO1	63
17800	18500#	DT2	62	L345	18500#	DT5	62	1U	40000#	FO1	63
17801	15500#	DT2	62	Q345	22000#	DT8	62				

Drive Axles



Ford (Cont'd)				Ford (Cont'd)				Ford (Cont'd)			
Axle Model or Code	Capacity	Line No.	Page No.	Axle Model or Code	Capacity	Line No.	Page No.	Axle Model or Code	Capacity	Line No.	Page No.
1V	38000#	FO1	63	41	13000#	FO13	63	6F	34000#	FO2	63
1X	44000#	FO1	63	42	21000#	FO7	63	6G	34000#	FO2	63
1X	46000#	FO1	63	42	13000#	FO13	63	6H	34000#	FO2	63
1Y	44000#	FO8	63	43	23000#	FO9	63	6K	22000#	FO1	63
29	21000#	FO7	63	43	13000#	FO13	63	6L	38000#	FO1	63
29	23000#	FO6	63	44	13000#	FO13	63	6P	23000#	FO1	63
2A	23000#	FO1	63	44	23000#	FO9	63	6Q	18500#	FO2	63
2B	22000#	FO1	63	45	13000#	FO13	63	6Y	46000#	FO1	63
2C	34000#	FO2	63	45	23000#	FO9	63	71	38000#	FO1	63
2E	21000#	FO7	63	47	13000#	FO13	63	71	17000#	FO10	63
2F	21000#	FO7	63	4A	23000#	FO1	63	72	17000#	FO10	63
2G	21000#	FO7	63	4B	22000#	FO1	63	72	38000#	FO1	63
2G	34000#	FO2	63	4C	34000#	FO2	63	73	17000#	FO10	63
2H	34000#	FO2	63	4G	19000#	FO2	63	74	17000#	FO10	63
2H	21000#	FO7	63	4H	34000#	FO2	63	75	17000#	FO10	63
2J	21000#	FO7	63	4K	22000#	FO1	63	75	46000#	FO1	63
2K	21000#	FO7	63	4L	38000#	FO1	63	76	17000#	FO10	63
2L	38000#	FO1	63	4Y	46000#	FO1	63	77	17000#	FO10	63
2M	44000#	FO1	63	51	17500#	FO10	63	78	17000#	FO10	63
2M	21000#	FO7	63	51	13000#	FO13	63	79	17000#	FO10	63
2N	21000#	FO1	63	52	17500#	FO10	63	7A	23000#	FO1	63
2P	21000#	FO1	63	53	17500#	FO10	63	7B	22000#	FO1	63
2T	23000#	FO1	63	53	15000#	FO4	63	7C	34000#	FO2	63
2X	44000#	FO1	63	54	17500#	FO10	63	7G	23000#	FO1	63
2X	46000#	FO1	63	54	14000#	FO4	63	7J	46000#	FO1	63
2Y	44000#	FO1	63	55	18000#	FO3	63	7K	46000#	FO1	63
2Y	46000#	FO1	63	55	17500#	FO10	63	7L	38000#	FO1	63
30	11000#	FO13	63	56	17500#	FO10	63	7M	46000#	FO1	63
32	11000#	FO13	63	57	17500#	FO10	63	7Q	46000#	FO1	63
34	11000#	FO13	63	58	17500#	FO10	63	7Q	18500#	FO2	63
3A	23000#	FO1	63	59	17500#	FO10	63	7S	46000#	FO1	63
3B	17500#	FO2	63	5A	23000#	FO1	63	7U	40000#	FO1	63
3C	34000#	FO2	63	5B	22000#	FO1	63	7W	46000#	FO1	63
3E	21000#	FO7	63	5C	34000#	FO2	63	7Y	46000#	FO1	63
3F	21000#	FO7	63	5E	34000#	FO3	63	7Y	46000#	FO1	63
3G	21000#	FO7	63	5F	34000#	FO3	63	81	40000#	FO1	63
3H	21000#	FO7	63	5G	34000#	FO3	63	82	40000#	FO1	63
3J	21000#	FO7	63	5H	34000#	FO3	63	83	40000#	FO1	63
3J	22000#	FO5	63	5L	38000#	FO1	63	86	40000#	FO1	63
3K	22000#	FO5	63	5P	23000#	FO1	63	87	40000#	FO1	63
3K	21000#	FO7	63	5Q	18500#	FO2	63	89	40000#	FO1	63
3L	38000#	FO1	63	5U	17500#	FO10	63	8A	23000#	FO6	63
3M	44000#	FO1	63	5Y	46000#	FO1	63	8B	40000#	FO1	63
3M	21000#	FO1	63	61	15000#	FO4	63	8C	34000#	FO2	63
3N	34000#	FO3	63	62	15000#	FO4	63	8D	40000#	FO1	63
3N	21000#	FO7	63	63	15000#	FO4	63	8E	40000#	FO1	63
3P	23000#	FO1	63	64	15000#	FO4	63	8F	40000#	FO1	63
3Q	34000#	FO3	63	65	15000#	FO4	63	8G	40000#	FO1	63
3S	21000#	FO7	63	66	15000#	FO4	63	8H	40000#	FO1	63
3T	23000#	FO6	63	67	15000#	FO4	63	8J	40000#	FO1	63
3U	40000#	FO1	63	68	15000#	FO4	63	8K	40000#	FO1	63
3X	46000#	FO1	63	6A	23000#	FO1	63	8L	38000#	FO1	63
3X	44000#	FO1	63	6B	22000#	FO1	63	8Y	44000#	FO1	63
3Y	44000#	FO1	63	6C	34000#	FO2	63	91	34000#	FO3	63
41	21000#	FO7	63	6E	34000#	FO2	63	92	34000#	FO3	63

Ford (Cont'd)				Ford (Cont'd)				Ford (Cont'd)			
Axle Model or Code	Capacity	Line No.	Page No.	Axle Model or Code	Capacity	Line No.	Page No.	Axle Model or Code	Capacity	Line No.	Page No.
93	34000#	FO3	63	B6	34000#	FO3	63	CQ	18500#	FO2	63
93	23000#	FO1	63	B7	34000#	FO3	63	CR	38000#	FO1	63
94	34000#	FO3	63	B8	34000#	FO3	63	CV	44000#	FO1	63
94	23000#	FO1	63	B8	40000#	FO1	63	CX	40000#	FO1	63
95	23000#	FO2	63	B9	34000#	FO3	63	D1	38000#	FO1	63
95	34000#	FO3	63	B9	40000#	FO1	63	D2	38000#	FO1	63
9A	23000#	FO6	63	BA	40000#	FO1	63	D3	40000#	FO1	63
9C	34000#	FO2	63	BA	34000#	FO3	63	D3	38000#	FO1	63
9J	23000#	FO6	63	BB	40000#	FO1	63	D4	38000#	FO1	63
9K	23000#	FO6	63	BB	34000#	FO3	63	D5	40000#	FO1	63
9L	38000#	FO1	63	BB	22000#	FO1	63	D5	38000#	FO1	63
9M	23000#	FO6	63	BC	34000#	FO3	63	D6	38000#	FO1	63
9N	23000#	FO6	63	BC	40000#	FO1	63	D7	38000#	FO1	63
9P	23000#	FO6	63	BC	32000#	FO10	63	D8	18500#	FO2	63
9Q	23000#	FO6	63	BD	32000#	FO10	63	D8	38000#	FO1	63
9R	23000#	FO6	63	BD	40000#	FO1	63	D9	38000#	FO1	63
9S	23000#	FO6	63	BE	40000#	FO1	63	DA	38000#	FO1	63
9U	23000#	FO6	63	BF	34000#	FO3	63	DB	22000#	FO5	63
9W	23000#	FO6	63	BG	22000#	FO5	63	DB	38000#	FO1	63
9X	23000#	FO6	63	BG	23000#	FO1	63	DC	32000#	FO10	63
9Y	46000#	FO1	63	BH	18500#	FO2	63	DD	32000#	FO10	63
AB	22000#	FO1	63	BI	38000#	FO5	63	DF	34000#	FO2	63
AC	32000#	FO10	63	BJ	38000#	FO1	63	DG	22000#	FO5	63
AD	32000#	FO10	63	BK	22000#	FO1	63	DG	23000#	FO1	63
AF	34000#	FO2	63	BN	34000#	FO2	63	DH	18500#	FO2	63
AG	23000#	FO1	63	BP	23000#	FO9	63	DH	18500#	FO2	63
AG	22000#	FO5	63	BQ	34000#	FO2	63	DI	38000#	FO1	63
AH	34000#	FO2	63	BR	38000#	FO1	63	DJ	38000#	FO1	63
AI	38000#	FO1	63	BS	19000#	FO2	63	DK	22000#	FO1	63
AJ	38000#	FO1	63	BT	34000#	FO2	63	DL	32000#	FO10	63
AK	22000#	FO1	63	BU	34000#	FO2	63	DN	34000#	FO3	63
AM	34000#	FO2	63	BV	44000#	FO1	63	DP	22000#	FO5	63
AP	22000#	FO5	63	BV	34000#	FO2	63	DP	23000#	FO1	63
AP	23000#	FO1	63	BW	34000#	FO2	63	DQ	18500#	FO2	63
AQ	38000#	FO1	63	BZ	38000#	FO1	63	DR	38000#	FO1	63
AR	38000#	FO1	63	C4	23000#	FO1	63	DS	19000#	FO2	63
AS	19000#	FO2	63	C5	23000#	FO1	63	DU	34000#	FO2	63
AT	34000#	FO2	63	C6	38000#	FO1	63	DV	34000#	FO2	63
AU	34000#	FO2	63	C6	23000#	FO1	63	DV	44000#	FO8	63
AV	34000#	FO2	63	C8	23000#	FO1	63	DW	34000#	FO2	63
AV	44000#	FO1	63	CB	23000#	FO1	63	DX	40000#	FO1	63
AW	34000#	FO2	63	CC	32000#	FO10	63	E0	17500#	FO12	63
AX	50000#	FO9	63	CD	32000#	FO10	63	E1	17500#	FO12	63
AZ	38000#	FO1	63	CF	34000#	FO2	63	E2	17500#	FO12	63
B0	34000#	FO3	63	CG	23000#	FO1	63	E3	17500#	FO12	63
B1	34000#	FO3	63	CG	22000#	FO5	63	E4	17500#	FO12	63
B2	40000#	FO1	63	CH	18500#	FO2	63	E5	17500#	FO12	63
B2	34000#	FO3	63	CH	34000#	FO2	63	E9	17500#	FO12	63
B3	40000#	FO1	63	CI	38000#	FO1	63	EB	22000#	FO1	63
B3	34000#	FO3	63	CJ	22000#	FO1	63	EC	32000#	FO10	63
B4	34000#	FO3	63	CJ	38000#	FO1	63	EF	34000#	FO2	63
B4	40000#	FO1	63	CK	22000#	FO1	63	EG	23000#	FO1	63
B5	34000#	FO3	63	CL	32000#	FO10	63	EH	19000#	FO2	63
B5	40000#	FO1	63	CN	34000#	FO2	63	EH	18500#	FO2	63
B6	40000#	FO1	63	CP	23000#	FO1	63	EI	38000#	FO1	63

Drive Axles



Ford (Cont'd)				Ford (Cont'd)				Ford (Cont'd)			
Axle Model or Code	Capacity	Line No.	Page No.	Axle Model or Code	Capacity	Line No.	Page No.	Axle Model or Code	Capacity	Line No.	Page No.
EJ	38000#	FO1	63	GH	18500#	FO2	63	JQ	19000#	FO2	63
EK	22000#	FO5	63	GJ	38000#	FO1	63	JQ	18500#	FO2	63
EL	32000#	FO10	63	GK	22000#	FO1	63	JT	34000#	FO2	63
EN	34000#	FO2	63	GN	34000#	FO2	63	JU	34000#	FO2	63
EP	23000#	FO1	63	GP	23000#	FO1	63	KA	23000#	FO6	63
EQ	19000#	FO2	63	GQ	18500#	FO2	63	KB	22000#	FO5	63
EQ	18500#	FO2	63	GR	38000#	FO1	63	KF	34000#	FO2	63
ER	38000#	FO1	63	GU	34000#	FO2	63	KH	18500#	FO2	63
ES	19000#	FO2	63	GW	34000#	FO2	63	KI	38000#	FO1	63
EU	34000#	FO2	63	H1	23000#	FO6	63	KJ	38000#	FO1	63
EX	40000#	FO1	63	H1	22000#	FO7	63	KK	22000#	FO5	63
F2	15000#	FO4	63	H2	22000#	FO7	63	KQ	18500#	FO2	63
F3	15000#	FO4	63	H2	23000#	FO6	63	KU	34000#	FO2	63
F4	13000#	FO13	63	H3	23000#	FO6	63	KW	34000#	FO2	63
F4	15000#	FO4	63	H3	22000#	FO7	63	L1	22000#	FO1	63
F5	13000#	FO13	63	H4	23000#	FO6	63	L2	22000#	FO1	63
F5	15000#	FO4	63	H4	18500#	FO3	63	L3	22000#	FO1	63
F6	15000#	FO4	63	H5	18000#	FO3	63	L4	22000#	FO1	63
F6	13000#	FO13	63	H5	23000#	FO6	63	L5	22000#	FO1	63
F6	38000#	FO1	63	H6	23000#	FO6	63	LA	23000#	FO1	63
F7	13000#	FO13	63	H6	18500#	FO3	63	LB	22000#	FO5	63
F7	15000#	FO4	63	H7	18500#	FO3	63	LF	34000#	FO2	63
F8	15000#	FO4	63	H7	23000#	FO6	63	LG	23000#	FO1	63
FB	22000#	FO5	63	H8	18500#	FO3	63	LJ	38000#	FO1	63
FC	13000#	FO13	63	H8	23000#	FO6	63	LQ	18500#	FO2	63
FC	32000#	FO10	63	H9	23000#	FO6	63	M1	38000#	FO1	63
FF	34000#	FO2	63	HB	22000#	FO5	63	M2	38000#	FO1	63
FG	23000#	FO1	63	HC	22000#	FO10	63	M3	38000#	FO1	63
FG	18500#	FO2	63	HC	34000#	FO2	63	M4	38000#	FO1	63
FH	18500#	FO2	63	HF	34000#	FO2	63	M5	38000#	FO1	63
FH	19000#	FO2	63	HG	23000#	FO1	63	M6	38000#	FO1	63
FI	38000#	FO1	63	HH	19000#	FO2	63	M7	38000#	FO1	63
FJ	38000#	FO1	63	HH	18500#	FO2	63	M8	38000#	FO1	63
FK	22000#	FO1	63	HI	38000#	FO1	63	M9	38000#	FO1	63
FL	32000#	FO10	63	HJ	38000#	FO1	63	MA	23000#	FO1	63
FM	15000#	FO4	63	HK	22000#	FO5	63	MB	22000#	FO5	63
FN	34000#	FO2	63	HP	23000#	FO9	63	MF	34000#	FO2	63
FP	15000#	FO4	63	HQ	18500#	FO2	63	MG	23000#	FO1	63
FP	23000#	FO1	63	HQ	19000#	FO2	63	MQ	18500#	FO2	63
FQ	18500#	FO2	63	HT	34000#	FO2	63	N1	17500#	FO12	63
FQ	19000#	FO2	63	HU	34000#	FO2	63	N1	23000#	FO1	63
FR	38000#	FO1	63	HW	34000#	FO2	63	N2	17500#	FO12	63
FS	19000#	FO2	63	IF	34000#	FO2	63	N2	23000#	FO1	63
FU	34000#	FO2	63	IQ	18500#	FO2	63	N3	17500#	FO12	63
FW	34000#	FO2	63	IT	34000#	FO2	63	N3	23000#	FO1	63
FX	40000#	FO1	63	IW	34000#	FO2	63	N4	17500#	FO12	63
G4	15000#	FO4	63	JA	23000#	FO1	63	N4	23000#	FO1	63
G5	15000#	FO4	63	JB	22000#	FO5	63	N5	23000#	FO1	63
G6	15000#	FO4	63	JF	34000#	FO2	63	N6	23000#	FO1	63
G7	15000#	FO4	63	JG	23000#	FO1	63	N7	23000#	FO1	63
GB	22000#	FO5	63	JH	19000#	FO2	63	N9	17500#	FO12	63
GC	15000#	FO4	63	JH	18500#	FO2	63	NB	22000#	FO5	63
GC	32000#	FO10	63	JI	38000#	FO5	63	NC	34000#	FO2	63
GF	34000#	FO2	63	JJ	38000#	FO1	63	NX	44000#	FO1	63
GG	23000#	FO1	63	JK	22000#	FO5	63	NX	46000#	FO1	63

Ford (Cont'd)				Ford (Cont'd)				Ford (Cont'd)			
Axle Model or Code	Capacity	Line No.	Page No.	Axle Model or Code	Capacity	Line No.	Page No.	Axle Model or Code	Capacity	Line No.	Page No.
OX	46000#	FO1	63	TK	40000#	FO1	63	W8	38000#	FO1	63
P1	18500#	FO2	63	TL	38000#	FO1	63	W8	17500#	FO10	63
P1	19000#	FO2	63	TQ	40000#	FO1	63	W9	38000#	FO1	63
P1	23000#	FO1	63	TR	40000#	FO1	63	W9	17500#	FO10	63
P2	18500#	FO2	63	TV	38000#	FO1	63	WA	38000#	FO1	63
P2	23000#	FO1	63	U2	17500#	FO2	63	WA	17500#	FO10	63
P2	19000#	FO2	63	U3	17500#	FO2	63	WB	17500#	FO10	63
P3	18500#	FO2	63	U5	17500#	FO2	63	WB	38000#	FO1	63
P3	23000#	FO1	63	U6	17500#	FO2	63	WC	17500#	FO10	63
P3	19000#	FO2	63	U7	17500#	FO2	63	WC	38000#	FO1	63
P4	18500#	FO2	63	U8	17500#	FO2	63	WD	38000#	FO1	63
P4	19000#	FO2	63	UD	17500#	FO2	63	WF	38000#	FO1	63
P4	23000#	FO1	63	UE	17500#	FO2	63	WG	38000#	FO1	63
P9	18500#	FO2	63	UF	17500#	FO2	63	WH	38000#	FO1	63
P9	19000#	FO2	63	UH	17500#	FO2	63	WK	34000#	FO2	63
PB	22000#	FO1	63	UJ	17500#	FO2	63	WL	34000#	FO2	63
PK	22000#	FO1	63	UL	38000#	FO1	63	WM	17500#	FO10	63
PX	44000#	FO1	63	UX	44000#	FO1	63	WM	34000#	FO2	63
PX	46000#	FO1	63	UY	46000#	FO1	63	WN	34000#	FO2	63
QP	23000#	FO1	63	V1	38000#	FO1	63	WQ	34000#	FO2	63
QX	44000#	FO1	63	V1	40000#	FO1	63	WR	34000#	FO2	63
QX	46000#	FO1	63	V1	23000#	FO1	63	WS	34000#	FO2	63
RC	34000#	FO2	63	V2	23000#	FO1	63	WT	34000#	FO2	63
RD	17500#	FO2	63	V3	40000#	FO1	63	WU	34000#	FO2	63
RE	34000#	FO2	63	V3	38000#	FO1	63	WV	34000#	FO2	63
RF	34000#	FO2	63	V4	23000#	FO1	63	WW	34000#	FO2	63
RG	34000#	FO2	63	V5	23000#	FO1	63	X1	23000#	FO1	63
RH	34000#	FO2	63	V6	23000#	FO1	63	X1	23000#	FO1	63
RJ	34000#	FO2	63	V7	38000#	FO1	63	X1	38000#	FO1	63
RK	22000#	FO1	63	V7	23000#	FO1	63	X2	23000#	FO1	63
RP	23000#	FO1	63	V8	23000#	FO1	63	X2	23000#	FO1	63
RX	44000#	FO1	63	V9	23000#	FO1	63	X3	23000#	FO1	63
RX	46000#	FO1	63	VA	23000#	FO1	63	X3	38000#	FO1	63
SA	23000#	FO1	63	VB	23000#	FO1	63	X4	23000#	FO1	63
SB	22000#	FO5	63	VC	23000#	FO1	63	X4	23000#	FO1	63
SC	34000#	FO2	63	VD	23000#	FO1	63	X5	23000#	FO1	63
SK	22000#	FO1	63	VE	23000#	FO1	63	X5	23000#	FO1	63
SL	38000#	FO1	63	VE	40000#	FO1	63	X6	23000#	FO1	63
T5	22000#	FO1	63	VF	23000#	FO1	63	X7	23000#	FO1	63
T7	15000#	FO4	63	VF	40000#	FO1	63	X8	23000#	FO1	63
TA	40000#	FO1	63	VM	19000#	FO2	63	X9	23000#	FO1	63
TB	40000#	FO1	63	VN	19000#	FO2	63	XB	44000#	FO1	63
TC	15000#	FO4	63	W1	17500#	FO10	63	XF	58000#	FO14	63
TC	40000#	FO1	63	W2	38000#	FO1	63	XK	58000#	FO14	63
TD	40000#	FO1	63	W3	17500#	FO10	63	XP	38000#	FO1	63
TD	15000#	FO4	63	W3	38000#	FO1	63	XQ	38000#	FO1	63
TE	40000#	FO1	63	W3	30000#	FO11	63	XS	65000#	FO14	63
TE	15000#	FO4	63	W4	38000#	FO1	63	XT	65000#	FO14	63
TF	40000#	FO1	63	W4	30000#	FO11	63	Y4	23000#	FO1	63
TF	15000#	FO4	63	W5	38000#	FO1	63	Y5	23000#	FO1	63
TG	15000#	FO4	63	W5	17500#	FO10	63	YB	40000#	FO1	63
TG	40000#	FO1	63	W5	30000#	FO11	63	YM	40000#	FO1	63
TH	40000#	FO1	63	W6	17500#	FO10	63	YN	19000#	FO2	63
TJ	15000#	FO4	63	W7	17500#	FO10	63	YN	40000#	FO1	63
TJ	40000#	FO1	63	W7	38000#	FO1	63	YQ	40000#	FO1	63

Drive Axles



Ford (Cont'd)				GMC (Cont'd)				GMC (Cont'd)			
Axle Model or Code	Capacity	Line No.	Page No.	Axle Model or Code	Capacity	Line No.	Page No.	Axle Model or Code	Capacity	Line No.	Page No.
YR	40000#	FO1	63	L161	18500#	GM1	64	17800	18500#	GM1	64
YS	40000#	FO1	63	16120	17000#	GM3	64	17801	18500#	GM1	64
YT	40000#	FO1	63	16121	17000#	GM3	64	17815	18500#	GM1	64
YU	40000#	FO1	63	16122	17000#	GM3	64	1790	18500#	GM1	64
YV	40000#	FO1	63	1614	16000#	GM3	64	1791	18500#	GM1	64
YW	40000#	FO1	63	RS16140	16000#	GM1	64	1791A	18500#	GM1	64
ZY	46000#	FO1	63	1615	16000#	GM3	64	1792	18500#	GM1	64
FWD				1618	17000#	GM3	64	1793	18500#	GM1	64
Axle Model or Code	Capacity	Line No.	Page No.	1619	17000#	GM3	64	1795	18500#	GM1	64
				H162	17000#	GM3	64	1796	18500#	GM1	64
3A	-	FW1	64	L162	18500#	GM1	64	18100	22000#	GM6	64
3B	-	FW2	64	16220	17000#	GM3	64	18101	22000#	GM6	64
3C	-	FW2	64	16221	17000#	GM3	64	18200	22000#	GM6	64
3D	-	FW3	64	16244	17500#	GM3	64	18201	22000#	GM6	64
3SC	-	FW2	64	16500	16000#	GM3	64	18221	22000#	GM6	64
5454	-	FW4	64	16501	16000#	GM3	64	G185S	18500#	GM1	64
GMC				16600	16000#	GM3	64	G185T	18500#	GM1	64
Axle Model or Code	Capacity	Line No.	Page No.	16601	16000#	GM3	64	M185T	18500#	GM1	64
				16800	16000#	GM3	64	M185T	19000#	GM1	64
H100	17000#	GM3	64	16801	16000#	GM3	64	18500	22000#	GM6	64
Q100	22000#	GM7	64	16802	16000#	GM3	64	18501	22000#	GM6	64
R100	23000#	GM7	64	16803	16000#	GM3	64	18600	22000#	GM6	64
SL100	34000#	GM1	64	H170	17000#	GM20	64	18601	22000#	GM6	64
SL100P	34000#	GM1	64	R170	23000#	GM8	64	18700	22000#	GM6	64
SQ100	38000#	GM8	64	RS170	23000#	GM8	64	18701	22000#	GM6	64
SQ100P	40000#	GM8	64	S170	26000#	GM8	64	1880	22000#	GM5	64
H101	17000#	GM3	64	SR170	48000#	GM8	64	18802	22000#	GM6	64
F106	15000#	GM17	64	SU170	58000#	GM11	64	18803	22000#	GM6	64
H110	11000#	GM33	64	T170	17000#	GM20	64	1890	22000#	GM5	64
H130	17000#	GM3	64	17000	18000#	GM28	64	1891	22000#	GM5	64
H135	13500#	GM33	64	17100	18000#	GM1	64	1892	22000#	GM5	64
1350	15000#	GM15	64	17101	18500#	GM1	64	1893	22000#	GM5	64
13600	15000#	GM14	64	17121	18500#	GM1	64	1895	22000#	GM5	64
13602	15000#	GM14	64	1715	18000#	GM1	64	1896	22000#	GM5	64
13800	15000#	GM14	64	1716	18000#	GM1	64	G190S	19000#	GM1	64
13802	15000#	GM14	64	H172	17500#	GM3	64	M190S	19000#	GM1	64
13803	15000#	GM14	64	L172	18500#	GM1	64	M190T	19000#	GM1	64
H140	14000#	GM3	64	17200	18500#	GM1	64	19050S	23000#	GM1	64
H140	17000#	GM3	64	17201	18500#	GM1	64	19050T	23000#	GM1	64
QT140	22000#	GM7	64	17220	18500#	GM1	64	19055T	23000#	GM29	64
R140	14000#	GM7	64	17221	18500#	GM1	64	1910	23000#	GM2	64
Q145	22000#	GM7	64	17321	18000#	GM1	64	19100	23000#	GM2	64
H150	15000#	GM22	64	17401	19000#	GM1	64	19101	23000#	GM2	64
T150	15000#	GM22	64	17421	19000#	GM1	64	1911	23000#	GM2	64
15040S	15000#	GM14	64	G175S	17500#	GM3	64	19121	23000#	GM2	64
15040T	15000#	GM14	64	G175T	17500#	GM3	64	1918	23000#	GM2	64
15101	15000#	GM14	64	H175	18500#	GM3	64	1919	23000#	GM2	64
15121	15000#	GM14	64	H175	17500#	GM3	64	19200	23000#	GM2	64
15201	15000#	GM14	64	17500	18000#	GM1	64	19201	23000#	GM2	64
F155S	26000#	GM18	64	17501	18000#	GM1	64	19220	23000#	GM2	64
T155	26000#	GM8	64	17600	18000#	GM1	64	19221	23000#	GM2	64
16000	16000#	GM16	64	17601	18500#	GM1	64	19421	23000#	GM2	64
16050	16000#	GM16	64	17700	18500#	GM1	64	19500	23000#	GM2	64
16051	16000#	GM16	64	17701	18500#	GM1	64	19501	23000#	GM2	64
G161	16000#	GM22	64	1780	18500#	GM28	64	19502	23000#	GM2	64

GMC (Cont'd)				GMC (Cont'd)				GMC (Cont'd)			
Axle Model or Code	Capacity	Line No.	Page No.	Axle Model or Code	Capacity	Line No.	Page No.	Axle Model or Code	Capacity	Line No.	Page No.
19503	23000#	GM2	64	26121	26000#	GM6	64	G341	16000#	GM22	64
19515	23000#	GM2	64	2613	21000#	GM1	64	RS341	34000#	GM1	64
HD2	13500#	GM34	64	2614	21000#	GM1	64	RT341	34000#	GM1	64
M200S	22000#	GM4	64	2615	21000#	GM1	64	E350	13000#	GM30	64
M200T	22000#	GM8	64	2616	21000#	GM1	64	H350	17000#	GM21	64
R200	23000#	GM7	64	26200	26000#	GM4	64	L351	18500#	GM1	64
U200	29000#	GM11	64	26221	26000#	GM6	64	G361	16000#	GM31	64
21065S	21000#	GM4	64	2627	21000#	GM28	64	H362	17000#	GM21	64
21065T	21000#	GM4	64	2695	22000#	GM5	64	H370	17000#	GM21	64
21100	21000#	GM2	64	2696	22000#	GM5	64	L371	18500#	GM1	64
21101	21000#	GM2	64	SR270	48000#	GM8	64	38D	38000#	GM5	64
21121	21000#	GM2	64	SU270	58000#	GM11	64	38DP	38000#	GM5	64
RS21145	21000#	GM8	64	SW280	70000#	GM13	64	38DPA	38000#	GM5	64
21200	21000#	GM2	64	30D	30000#	GM3	64	38DS	38000#	GM5	64
21201	21000#	GM2	64	30DP	30000#	GM3	64	38DSC	38000#	GM5	64
21221	21000#	GM2	64	30DS	30000#	GM3	64	38DTC	38000#	GM5	64
21400	21000#	GM4	64	30DSC	30000#	GM3	64	38RSE	38000#	GM5	64
21421	21000#	GM2	64	30M	30000#	GM3	64	DP38P	38000#	GM5	64
M220S	22000#	GM4	64	H300	17000#	GM3	64	DS380	38000#	GM6	64
M220T	22000#	GM4	64	R300	23000#	GM7	64	Q380	22000#	GM9	64
22065S	22000#	GM4	64	U300	29000#	GM11	64	R380	23000#	GM2	64
22065T	22000#	GM4	64	E301	13500#	GM19	64	DP381P	40000#	GM2	64
22100	22000#	GM4	64	LT301	18500#	GM29	64	DS381	40000#	GM2	64
22101	22000#	GM4	64	SD3010	36000#	GM23	64	DS381P	40000#	GM2	64
22121	22000#	GM4	64	SW3010	36000#	GM23	64	DT381	38000#	GM2	64
22200	22000#	GM4	64	SW3010P	36000#	GM23	64	DT381P	38000#	GM2	64
22201	22000#	GM4	64	SD3011	36000#	GM23	64	RS381	38000#	GM2	64
22221	22000#	GM2	64	DW3012	36000#	GM23	64	RT381	38000#	GM2	64
22500	22000#	GM12	64	SW3012P	36000#	GM23	64	DS386P	38000#	GM2	64
22501	22000#	GM12	64	SW3014	36000#	GM23	64	Q390	22000#	GM7	64
QT230	22000#	GM7	64	SW3014P	36000#	GM23	64	R390	23000#	GM2	64
R230	23000#	GM2	64	SD3020	36000#	GM23	64	W4	-	GM24	64
23070P	23000#	GM4	64	SFDD3020	36000#	GM23	64	W4L	-	GM24	64
23070S	23000#	GM4	64	SW3020	36000#	GM23	64	DS400	40000#	GM2	64
23070T	23000#	GM4	64	SW3020P	36000#	GM23	64	DT400	40000#	GM2	64
23100	23000#	GM4	64	32M	32000#	GM1	64	DP401P	40000#	GM2	64
23101	23000#	GM4	64	34D	34000#	GM1	64	DS401	40000#	GM2	64
23105C	23000#	GM4	64	34D3	34000#	GM1	64	DS401P	40000#	GM2	64
23105S	23000#	GM4	64	34D3C	34000#	GM1	64	DT401P	40000#	GM2	64
23121	23000#	GM2	64	34DS	34000#	GM1	64	DP402	49000#	GM2	64
RS23160	23000#	GM2	64	34DSC	34000#	GM1	64	DS402	49000#	GM2	64
RS23180	23000#	GM2	64	34DT	34000#	GM1	64	DS402P	44000#	GM2	64
23200	23000#	GM4	64	34DTA	34000#	GM1	64	DT402	40000#	GM2	64
23201	23000#	GM4	64	34DTC	34000#	GM1	64	DT402P	40000#	GM2	64
23221	23000#	GM2	64	34M	34000#	GM1	64	DP406	40000#	GM2	64
23300	23000#	GM4	64	34RT	34000#	GM1	64	44D	44000#	GM9	64
23321	23000#	GM4	64	DS340	34000#	GM1	64	44DP	44000#	GM9	64
23400	23000#	GM4	64	H340	17000#	GM3	64	44DT	44000#	GM9	64
23421	23000#	GM4	64	QT340	22000#	GM7	64	44DTC	44000#	GM9	64
H140	17000#	GM3	64	RT340	23000#	GM1	64	DP440P	44000#	GM2	64
RT240	23000#	GM7	64	GM34000	34000#	GM1	64	DS440	44000#	GM2	64
26085P	26000#	GM2	64	DP341	34000#	GM1	64	DS440P	44000#	GM2	64
26085S	26000#	GM4	64	DS341	34000#	GM1	64	DT440	44000#	GM2	64
26085T	26000#	GM4	64	DT341	34000#	GM1	64	DT440P	44000#	GM2	64
26100	26000#	GM4	64	F341	15000#	GM17	64	RS440	44000#	GM2	64

Drive Axles



GMC (Cont'd)				Isuzu (Cont'd)				Mack (Cont'd)			
Axle Model or Code	Capacity	Line No.	Page No.	Axle Model or Code	Capacity	Line No.	Page No.	Axle Model or Code	Capacity	Line No.	Page No.
DP456P	45000#	GM2	64	NPR	-	IZ1	66	SS342CW	-	MK5	68
DS456P	45000#	GM2	64					SW342CW	-	MK5	68
SW456	50000#	GM11	64		Iveco			SWB342CW	-	MK1	68
SW456A	50000#	GM11	64					S38	38000#	MK5	68
DP460P	46000#	GM2	64	Z100	Fr. C #3677#	IV2	67	SA38C	38000#	MK16	68
DS460P	46000#	GM2	64	Z100	-	IV1	67	SAL38	38000#	MK5	68
DT460P	46000#	GM2	64	Z110	-	IV1	67	SB38	38000#	MK1	68
SFD460	36000#	GM11	64	Z110	Fr. C #0413#	IV2	67	SC38CW	38000#	MK5	68
SFD4600	65000#	GM11	64	Z120	-	IV1	67	SH38CW	38000#	MK5	68
SFDD4600	65000#	GM11	64	Z120A	-	IV1	67	SS38CW	38000#	MK5	68
DP461P	46000#	GM2	64	Z220	-	IV1	67	SSB38	38000#	MK5	68
DS461P	46000#	GM2	64	Z230	-	IV1	67	ST38	38000#	MK5	68
DT461P	46000#	GM2	64	Z230T	-	IV1	67	SV38CW	38000#	MK5	68
480DP	48000#	GM2	64	Z340T	-	IV3	67	SW38CW	38000#	MK5	68
DP480P	48000#	GM2	64		Mack			SWB38CW	38000#	MK1	68
DS480	48000#	GM2	64					RAD400	-	MK8	68
DS480P	48000#	GM2	64					RAS2D400	-	MK8	68
DT480P	48000#	GM2	64	RA104	-	MK7	68	RAD403	-	MK8	68
DP580P	58000#	GM12	64	RAD1111	32000#	MK15	68	RAS403	-	MK8	68
W6	-	GM25	64	RAD1113	32000#	MK15	68	RAD404	-	MK8	68
DP650	65000#	GM23	64	RA1141	27000#	MK15	68	RAS404	-	MK8	68
DP650P	65000#	GM23	64	RAD1141	27000#	MK15	68	SW44	-	MK3	68
DS650P	65000#	GM23	64	RA2D200	-	MK13	68	SWD44	-	MK3	68
6803	16000#	GM3	64	RAS200	-	MK13	68	S440	44000#	MK3	68
W7H	-	GM27	64	RA2D201	-	MK13	68	SAL440	44000#	MK3	68
W7M	-	GM26	64	RAS201	-	MK13	68	SS440C	44000#	MK3	68
W7T	-	GM27	64	RA23	23000#	MK1	68	SW440C	44000#	MK3	68
70	7500#	GM32	64	RAH23	23000#	MK1	68	S441	44000#	MK3	68
70HD	7500#	GM32	64	RAR23	23000#	MK1	68	SS441	44000#	MK3	68
7800	18000#	GM1	64	RAD231C	-	MK1	68	SS441C	44000#	MK3	68
7801	18000#	GM1	64	RAD30	30000#	MK7	68	SW441	44000#	MK14	68
8802	22000#	GM5	64	RA2D300	18000#	MK7	68	SWD441	44000#	MK3	68
8803	22000#	GM5	64	RAD300	18000#	MK7	68	SWD442	44000#	MK3	68
SFHD	28000#	GM21	64	RAS300	18000#	MK7	68	SWD443	44000#	MK3	68
SLDD	34000#	GM1	64	RAD301	18000#	MK7	68	SWD444	44000#	MK4	68
SLHD	34000#	GM1	64	RAS301	18000#	MK7	68	RA45	-	MK6	68
SLHR	34000#	GM1	64	RA2D302	18000#	MK7	68	SW451	-	MK10	68
SQDD	38000#	GM7	64	RAD302	18000#	MK7	68	SWD451	-	MK10	68
SQHD	38000#	GM7	64	RAS302	18000#	MK7	68	RA47	-	MK7	68
SQHP	40000#	GM8	64	RAD303	18000#	MK7	68	EW48CW	-	MK5	68
SQW	38000#	GM7	64	RAS303	18000#	MK7	68	RA500	-	MK8	68
SSHHD	46000#	GM8	64	RA2D304	18000#	MK7	68	RAD500	-	MK8	68
STHD	50000#	GM10	64	RA2DT304	18500#	MK17	68	RAD501	-	MK8	68
SUHD	55000#	GM11	64	RAD305	18500#	MK7	68	RAS500	-	MK8	68
International (See Navistar)				RA2DT306	18500#	MK17	68	S501	50000#	MK8	68
				RA2DT306CW	18500#	MK17	68	SS501	50000#	MK8	68
				RAS307	18500#	MK17	68	SW501	50000#	MK8	68
				RAS307CW	18500#	MK17	68	RAS505	-	MK8	68
Isuzu				SWD322	-	MK2	68	RA2D507	22000#	MK8	68
Axle Model or Code	Capacity	Line No.	Page No.	S34	34000#	MK5	68	RAD507	22000#	MK8	68
EVR	-	IZ4	66	SAL34	34000#	MK5	68	RAS507	22000#	MK8	68
FSR	-	IZ2	66	SS34	34000#	MK5	68	RA2D508	22000#	MK8	68
FTR	-	IZ3	66	ST34	34000#	MK5	68	RAD508	22000#	MK8	68
FVR	-	IZ4	66	SV34CW	34000#	MK5	68	RAS508	22000#	MK8	68
				SH342	-	MK5	68	RA2D509	22000#	MK8	68

Mack (Cont'd)				Mack (Cont'd)				Mack (Cont'd)			
Axle Model or Code	Capacity	Line No.	Page No.	Axle Model or Code	Capacity	Line No.	Page No.	Axle Model or Code	Capacity	Line No.	Page No.
RAD509	22000#	MK8	68	SWW562CW	34000#	MK5	68	RAD608C	-	MK2	68
RADS509	22000#	MK8	68	SWWL562CW	34000#	MK5	68	RA61	-	MK10	68
RAS509	22000#	MK8	68	SWD563	34000#	MK5	68	RA62	-	MK11	68
RA2D510	22000#	MK8	68	SWDL563	34000#	MK5	68	S65	65000#	MK2	68
RA2D511	22000#	MK8	68	SWD564	34000#	MK5	68	SS65CW	65000#	MK2	68
RA2D512	23000#	MK8	68	SWDL564	34000#	MK5	68	SW65C	65000#	MK2	68
RAD512	22000#	MK8	68	SW570	-	MK3	68	SWD68	-	MK2	68
RAS512	22000#	MK8	68	SWD5701	38000#	MK9	68	SWS68C	-	MK2	68
RAS512CW	23000#	MK8	68	EWS571C	-	MK3	68	SWW68C	-	MK2	68
RA2D513	-	MK8	68	EWWS571C	-	MK3	68	SWD681	50000#	MK2	68
RA2D514	-	MK8	68	EWWS571CW	-	MK3	68	SWS681C	-	MK2	68
RAD515	20000#	MK8	68	SW571	40000#	MK3	68	WW681C	-	MK2	68
RADL515	20000#	MK8	68	SWD571	40000#	MK3	68	RA69	-	MK10	68
RADL5151	20000#	MK8	68	SWS571CW	-	MK3	68	SWD69	80000#	MK12	68
RADL5152	20000#	MK8	68	SWW571	-	MK3	68	RAD703	35000#	MK15	68
RADL5153	20000#	MK8	68	SWW571C	-	MK3	68	RAD703C	35000#	MK2	68
RA2D516	-	MK8	68	SWD5711	40000#	MK3	68	RAD704	38000#	MK15	68
RA2DL516	-	MK8	68	SWS5711C	-	MK3	68	RAD704C	38000#	MK2	68
RA2D518	23000#	MK8	68	SWW5711	-	MK3	68	RAD705	41000#	MK15	68
RA2DL518	23000#	MK8	68	RAS572	40000#	MK8	68	RAD705C	41000#	MK2	68
RA2DT518	23000#	MK18	68	SWD572	40000#	MK3	68	RAD707C	-	MK2	68
RA2D519	23000#	MK8	68	SWS572	40000#	MK3	68	RAD708C	-	MK2	68
RA2DT521	23000#	MK18	68	SWW572	-	MK3	68	SWD73	34000#	MK5	68
RA2DT5211	23000#	MK18	68	SWD5721	40000#	MK3	68	SWDL73	34000#	MK5	68
RA2DT528	20000#	MK8	68	SWD573	40000#	MK3	68	SWD731	34000#	MK5	68
RAD528	20000#	MK8	68	SWS573CW	-	MK3	68	SWDL731	34000#	MK5	68
RA2DT5281	-	MK8	68	SWW573	40000#	MK3	68	SWD732	34000#	MK5	68
RAD5281	20000#	MK8	68	SW5731	40000#	MK3	68	SWD7321	34000#	MK5	68
RAD5282	-	MK8	68	SWD5731	40000#	MK3	68	SWDL7321	34000#	MK5	68
RAD529	22500#	MK8	68	SWC574C	-	MK5	68	SWD75	34000#	MK5	68
RADL529	22500#	MK8	68	SWD574	38000#	MK9	68	SWDL75	34000#	MK5	68
RAD5291	23000#	MK8	68	SWS574C	-	MK5	68	SWD751	34000#	MK5	68
RADL5291	23000#	MK8	68	SWD5741	38000#	MK9	68	SWDL751	34000#	MK5	68
RAD530	22500#	MK8	68	SWD575	40000#	MK3	68	SW76	-	MK5	68
RAD530C	22500#	MK8	68	SWD5751	40000#	MK3	68	SWD76	36000#	MK5	68
RAD5301	23000#	MK8	68	SWD5791	40000#	MK3	68	SWDL76	36000#	MK5	68
RADL5301	23000#	MK8	68	S58	58000#	MK2	68	SWH76CW	-	MK5	68
SWD5301	23000#	MK9	68	SS58	58000#	MK2	68	SWS76CW	-	MK5	68
RA2DT532	22000#	MK19	68	SW58	58000#	MK2	68	SWW76CW	-	MK5	68
RAD533	22500#	MK8	68	RAS580	-	MK8	68	SWD761	-	MK5	68
RAD533CW	22500#	MK8	68	RA59	54000#	MK9	68	SWDL761	60000#	MK5	68
RADL533	23000#	MK8	68	SWD59	54000#	MK2	68	SWD762	36000#	MK5	68
SWDL551	-	MK9	68	SWS59C	54000#	MK2	68	SWH762CW	-	MK5	68
SW561	-	MK5	68	SWW59C	54000#	MK2	68	SWW762CW	-	MK5	68
SWD561	34000#	MK5	68	SWD591	60000#	MK2	68	SWD7621	36000#	MK5	68
SWDL561	34000#	MK5	68	SWD592	60000#	MK2	68	SWDL7621	36000#	MK5	68
SWS561	-	MK5	68	SWS592CW	60000#	MK2	68	SWD78	34000#	MK5	68
SWTL561C	-	MK5	68	SWW592CW	60000#	MK2	68	SWDL78	34000#	MK5	68
SWC5612C	-	MK5	68	SWD5921	60000#	MK2	68	SWD83	34000#	MK5	68
SWS5612C	-	MK5	68	SWD593	60000#	MK2	68				
SWW5612C	-	MK5	68	ES60C	-	MK3	68	Mack-Midliner			
SWD562	34000#	MK5	68	EW60C	-	MK3	68	Axle Model or Code	Capacity	Line No.	Page No.
SWH562	34000#	MK16	68	RAD606	27000#	MK15	68	P802.02	-	MD1	69
SWH562CW	34000#	MK16	68	RAD606C	27000#	MK2	68	P820G	-	MD1	69
SWS562CW	34000#	MK5	68	RAD608	-	MK15	68	P820G1	-	MD1	69

Drive Axles



Mack-Midliner (Cont'd)				Meritor (Cont'd)				Meritor (Cont'd)			
Axle Model or Code	Capacity	Line No.	Page No.	Axle Model or Code	Capacity	Line No.	Page No.	Axle Model or Code	Capacity	Line No.	Page No.
P821	-	MD1	69	SLHR	34000#	MR14	72	Q110	22000#	MR9	72
P821G	-	MD1	69	SQDA	38000#	MR1	72	R110	23000#	MR34	72
Magirus				SQDD	38000#	MR2	72	R110A	23000#	MR9	72
Axle Model or Code	Capacity	Line No.	Page No.	SQHD	38000#	MR2	72	Q111	22000#	MR34	72
				SQHP	38000#	MR2	72	R112	23000#	MR35	72
200A13FL	-	MG1	69	SRDD	44000#	MR2	72	R113	23000#	MR1	72
200A13FS	-	MG1	69	SRDR	44000#	MR2	72	H120	17000#	MR4	72
160A11FL	-	MG1	69	SRHD	44000#	MR2	72	R120	23000#	MR1	72
160A13FL	-	MG1	69	SSHD	46000#	MR9	72	Q130	22000#	MR1	72
Mercedes-Benz				STDD	50000#	MR12	72	SBB1300	-	MR4	72
Axle Model or Code	Capacity	Line No.	Page No.	STDDA	50000#	MR7	72	RS13120	13000#	MR3	72
				STHD	50000#	MR2	72	B140	7600#	MR31	72
L1013	-	MB2	69	SUDB	55000#	MR1	72	D140	13000#	MR3	72
L1113	-	MB2	69	SUDD	55000#	MR2	72	F140	15000#	MR13	72
L1116	-	MB2	69	SUDDDB	55000#	MR12	72	F140D	15000#	MR13	72
L1316	-	MB1	69	SUDR	58000#	MR2	72	H140	17000#	MR4	72
L1316	TYPE 743.11	MB3	69	SUHD	55000#	MR12	72	L140	18500#	MR7	72
L1418	-	MB3	69	B100	7200#	MR31	72	QT140	22000#	MR2	72
LS1418	-	MB3	69	C100	11000#	MR3	72	R140	23000#	MR2	72
Meritor				D100	13000#	MR3	72	RT140	23000#	MR1	72
Axle Model or Code	Capacity	Line No.	Page No.	E100	13000#	MR3	72	H141	17000#	MR36	72
				E100DH	13000#	MR3	72	R141	23000#	MR25	72
FHD	-	MR4	72	E100DPH	13000#	MR3	72	R141P	23000#	MR25	72
QHD	-	MR1	72	E100H	13000#	MR3	72	RT141	23000#	MR25	72
QHR	-	MR1	72	H100	17000#	MR4	72	RT141P	23000#	MR25	72
QWF	-	MR1	72	H100A	17000#	MR4	72	L143P	18500#	MR24	72
QWR	-	MR1	72	L100	18500#	MR7	72	Q143	22000#	MR9	72
SFD	60000#	MR45	72	L100A	18500#	MR7	72	QT143P	22000#	MR9	72
SLD	34000#	MR7	72	Q100	22000#	MR2	72	R143P	23000#	MR9	72
SQD	38000#	MR1	72	Q100A	22000#	MR2	72	R143W	23000#	MR9	72
SQW	38000#	MR1	72	R100	23000#	MR2	72	F145	15000#	MR13	72
SRD	44000#	MR1	72	R100A	23000#	MR2	72	L145	18500#	MR7	72
STD	50000#	MR12	72	SL100	34000#	MR8	72	Q145	22000#	MR2	72
SUD	55000#	MR2	72	SL100P	34000#	MR8	72	F146	14000#	MR13	72
ELDD	51000#	MR7	72	SQ100	38000#	MR2	72	F147	15000#	MR37	72
ELHD	51000#	MR7	72	SQ100AL	38000#	MR9	72	L148	18500#	MR7	72
EQDD	57000#	MR1	72	SQ100P	40000#	MR2	72	Q148	-	MR9	72
EQHD	57000#	MR1	72	SQ100PAL	38000#	MR9	72	BH150	-	MR4	72
ERDD	66000#	MR1	72	SQR100	44000#	MR6	72	E150	13000#	MR3	72
ERLDD	51000#	MR7	72	SQR100P	44000#	MR6	72	H150	17000#	MR4	72
ERLHD	51000#	MR2	72	SW100P	40000#	MR9	72	SBD1500	-	MR44	72
ERQDD	57000#	MR2	72	H101	17000#	MR4	72	SBD1501	-	MR44	72
ERQHD	60000#	MR2	72	L101	10000#	MR32	72	SBD1502	-	MR11	72
ESQHD	60000#	MR2	72	Q101	22000#	MR33	72	H151	-	MR4	72
ETRDD	60000#	MR2	72	R101	23000#	MR9	72	RS15120	15000#	MR13	72
SDHD	22000#	MR13	72	R101A	23000#	MR9	72	RS15210	15000#	MR13	72
SFDD	28000#	MR17	72	E102	13000#	MR3	72	H153	17000#	MR4	72
SFHD	28000#	MR4	72	F104	14000#	MR13	72	E155	13000#	MR3	72
SHHD	32000#	MR4	72	E105	13000#	MR3	72	L155	23000#	MR2	72
SJHD	32000#	MR7	72	F105	14000#	MR13	72	R155	23000#	MR2	72
SLDA	34000#	MR7	72	SBD1055	-	MR4	72	SBD1555A	-	MR7	72
SLDD	34000#	MR7	72	F106	15000#	MR13	72	H156	17000#	MR4	72
SLDDA	34000#	MR7	72	H110	1700#	MR4	72	L160	-	MR14	72
SLHA	-	MR7	72	L110	18500#	MR24	72	R160	23000#	MR2	72
SLHD	34000#	MR14	72	L110A	18500#	MR24	72	R160P	23000#	MR2	72

Meritor (Cont'd)				Meritor (Cont'd)				Meritor (Cont'd)			
Axle Model or Code	Capacity	Line No.	Page No.	Axle Model or Code	Capacity	Line No.	Page No.	Axle Model or Code	Capacity	Line No.	Page No.
G161	-	MR38	72	R220	23000#	MR2	72	SW3002	36000#	MR5	72
H161	17000#	MR39	72	R221	23000#	MR1	72	SW3003	36000#	MR5	72
L161	18500#	MR40	72	Q230	22000#	MR1	72	H301	17000#	MR4	72
16-140	16000#	MR14	72	QT230	22000#	MR1	72	L301	18500#	MR7	72
RS16140	16000#	MR8	72	R230	23000#	MR1	72	LT301	18500#	MR8	72
16-141	16000#	MR8	72	RS23160	23000#	MR6	72	QT301	22000#	MR1	72
H162	17000#	MR4	72	RS23160A	23000#	MR6	72	R301	23000#	MR1	72
L162	-	MR14	72	RS23160C	23000#	MR6	72	R301A	23000#	MR1	72
R163	-	MR9	72	23-161	23000#	MR6	72	R301B	23000#	MR1	72
H164P	17000#	MR4	72	RS23180	23000#	MR6	72	R301C	23000#	MR1	72
R164	-	MR15	72	RS23240	23000#	MR6	72	SD3010	36000#	MR5	72
H170	17500#	MR41	72	23-380	23000#	MR6	72	SW3010	36000#	MR5	72
R170	23000#	MR1	72	R235	23000#	MR1	72	SW3012	36000#	MR5	72
RL170	21000#	MR1	72	SQTT235	32000#	MR1	72	SW3013	36000#	MR5	72
S170	26000#	MR6	72	H240	17000#	MR4	72	SW3013A	36000#	MR5	72
SR170	48000#	MR1	72	L240	18500#	MR7	72	SW3014	36000#	MR5	72
SU170	58000#	MR12	72	Q240	22000#	MR1	72	SW3014A	36000#	MR5	72
SW170	70000#	MR20	72	QT240	22000#	MR1	72	30-180	30000#	MR12	72
U170	30000#	MR12	72	RT240	23000#	MR2	72	E302	13000#	MR3	72
W170	38000#	MR20	72	RT240P	23000#	MR1	72	E302N	13000#	MR3	72
R171	23000#	MR1	72	U240	29000#	MR12	72	H302	17000#	MR4	72
RS17140	17500#	MR8	72	RT241	23000#	MR1	72	H302HD	17000#	MR4	72
RS17141	17000#	MR8	72	RT241P	23000#	MR1	72	L302	18500#	MR24	72
17-145	17000#	MR8	72	RT243	23000#	MR1	72	R302P	23000#	MR1	72
H172	17500#	MR41	72	F245	15000#	MR13	72	SD3020	36000#	MR5	72
L172	19000#	MR8	72	L245	18500#	MR7	72	SFD3020	36000#	MR5	72
RS17220	17000#	MR8	72	Q245	22000#	MR1	72	SFDD3020	36000#	MR5	72
H173	23000#	MR8	72	L246	18500#	MR8	72	SW3020	36000#	MR5	72
R173	23000#	MR9	72	Q246	22000#	MR2	72	30-380	30000#	MR12	72
RA173	23000#	MR9	72	Q246P	22000#	MR2	72	H310	17000#	MR4	72
P174	20000#	MR8	72	R255	23000#	MR6	72	L310	18500#	MR24	72
H175	18500#	MR4	72	26-180	26000#	MR6	72	LT310	18500#	MR24	72
19-145	19000#	MR6	72	Q265	22000#	MR1	72	R310	23000#	MR9	72
E200	13000#	MR3	72	RT265	23000#	MR25	72	H320	17000#	MR4	72
H200	17000#	MR4	72	SR270	48000#	MR1	72	R320	23000#	MR1	72
L200	18500#	MR7	72	SW270	70000#	MR20	72	R320P	23000#	MR1	72
LT200	18500#	MR7	72	SU270	58000#	MR12	72	R321	23000#	MR1	72
Q200	22000#	MR1	72	W270	38000#	MR20	72	QT330	22000#	MR1	72
Q200A	22000#	MR1	72	SR280	48000#	MR12	72	R330	23000#	MR1	72
QT200	22000#	MR1	72	SU280	58000#	MR20	72	SQTT335	32000#	MR2	72
R200	23000#	MR2	72	SW280	70000#	MR20	72	F340	15000#	MR13	72
R200A	-	MR9	72	E300	13000#	MR3	72	H340	17000#	MR4	72
S200	-	MR42	72	H300	17000#	MR4	72	L340	18500#	MR7	72
U200	29000#	MR1	72	H300A	17000#	MR4	72	LT340	18500#	MR8	72
L201	18500#	MR8	72	L300	18500#	MR7	72	QT340	22000#	MR2	72
Q201	22000#	MR1	72	LT300	18500#	MR7	72	RT340	23000#	MR2	72
QT201	22000#	MR1	72	Q300	22000#	MR1	72	U340	29000#	MR12	72
R201	22000#	MR1	72	QT300	22000#	MR1	72	F341	15000#	MR13	72
20-140	20000#	MR6	72	R300	23000#	MR2	72	G341	16000#	MR38	72
20-145	20000#	MR6	72	R300A	23000#	MR2	72	H341	17000#	MR1	72
R202	23000#	MR2	72	S300	-	MR42	72	QT341	22000#	MR1	72
R202P	23000#	MR9	72	U300	29000#	MR17	72	RT341	23000#	MR1	72
R210	23000#	MR9	72	SD3000	36000#	MR5	72	RT341P	23000#	MR1	72
RS21145	21000#	MR6	72	SDD3000	36000#	MR5	72	34-140	34000#	MR8	72
21-230	21000#	MR6	72	SW3000	36000#	MR5	72	RT34145	34000#	MR8	72

Drive Axles



Meritor (Cont'd)				Meritor (Cont'd)				Meritor (Cont'd)			
Axle Model or Code	Capacity	Line No.	Page No.	Axle Model or Code	Capacity	Line No.	Page No.	Axle Model or Code	Capacity	Line No.	Page No.
RT34145P	34000#	MR8	72	SFD460	-	MR17	72	53659	-	MR16	72
QT342P	22000#	MR1	72	SW460	-	MR17	72	53660	-	MR16	72
RT343	23000#	MR1	72	SFD4600	65000#	MR17	72	53661	-	MR16	72
F345	18500#	MR13	72	SFDD4600	65000#	MR17	72	53662	-	MR16	72
L345	18500#	MR7	72	SFD461	-	MR17	72	54350	9500#	MR3	72
Q345	22000#	MR1	72	RT46160P	46000#	MR6	72	54411	9500#	MR3	72
SW3456	-	MR5	72	RT46160	46000#	MR6	72	54412	9500#	MR3	72
SW3456B	-	MR5	72	RT46146P	46000#	MR6	72	54419	9500#	MR3	72
SW3458	-	MR5	72	RT46160A	46000#	MR6	72	54430	9500#	MR3	72
SW3458A	-	MR5	72	R462	23000#	MR23	72	54623	9500#	MR29	72
L346	18500#	MR8	72	SD462	-	MR2	72	55411	-	MR29	72
Q346	22000#	MR2	72	SW462	-	MR2	72	56334	-	MR4	72
Q346P	22000#	MR2	72	SFD4640	65000#	MR17	72	56400	-	MR29	72
QT346	22000#	MR2	72	SFDD4640	65000#	MR17	72	56401	-	MR18	72
E350	13000#	MR3	72	SD466	-	MR23	72	56410	-	MR11	72
H350	17000#	MR4	72	SD472	-	MR43	72	56411	-	MR11	72
L350	18500#	MR1	72	SD473	-	MR43	72	56412	-	MR18	72
QT350	22000#	MR14	72	RT48180	48000#	MR6	72	56413	-	MR18	72
L351	18500#	MR14	72	RT48380	48000#	MR6	72	56427	-	MR18	72
R355	-	MR2	72	51524	5000#	MR46	72	56429	-	MR11	72
RT360	23000#	MR1	72	51525	5000#	MR46	72	56430	-	MR11	72
G361	16000#	MR33	72	52-160	46000#	MR6	72	56431	-	MR18	72
L361	18500#	MR14	72	52-160P	52000#	MR6	72	56432	-	MR11	72
H362	17000#	MR4	72	RT52180	52000#	MR6	72	56433	-	MR18	72
L362	18500#	MR14	72	RT52380	52000#	MR6	72	56450	-	MR18	72
L365	18500#	MR8	72	53300	9500#	MR3	72	56451	-	MR18	72
QT365	22000#	MR2	72	53301	9500#	MR3	72	56460	-	MR18	72
RT365	23000#	MR2	72	53308	9500#	MR3	72	56461	-	MR18	72
E370	13000#	MR4	72	53411	9500#	MR3	72	56462	-	MR11	72
H370	17000#	MR4	72	53440	9500#	MR3	72	56463	-	MR11	72
L370	18500#	MR14	72	53512	9500#	MR3	72	56466	-	MR11	72
Q370	22000#	MR2	72	53521	9500#	MR3	72	56467	-	MR11	72
L371	18500#	MR14	72	53526	9500#	MR3	72	56468	-	MR11	72
Q380	22000#	MR2	72	53543	9500#	MR3	72	56615	-	MR11	72
R380	23000#	MR1	72	53547	9500#	MR3	72	57450W	-	MR15	72
38-380	38000#	MR20	72	53554	9500#	MR3	72	57452W	-	MR15	72
Q390	22000#	MR2	72	53560	9500#	MR3	72	57453W	-	MR47	72
R390	23000#	MR1	72	53565	9500#	MR3	72	57454W	-	MR48	72
40-140	40000#	MR1	72	53566	9500#	MR3	72	57455W	-	MR49	72
RT40145	40000#	MR1	72	53567	9500#	MR3	72	57460W	-	MR48	72
RT40145A	40000#	MR1	72	53586	9500#	MR3	72	57461W	-	MR49	72
RT40145P	40000#	MR1	72	53587	9500#	MR3	72	57464W	-	MR50	72
SD436	-	MR23	72	53588	9500#	MR3	72	57600W	-	MR50	72
RT44145	44000#	MR6	72	53589	9500#	MR3	72	57620W	-	MR50	72
RT44145P	44000#	MR6	72	53591	9500#	MR3	72	57621W	-	MR49	72
SDF450	-	MR17	72	53595	9500#	MR3	72	58-180	58000#	MR12	72
SW452	-	MR23	72	53596	9500#	MR3	72	58256W	-	MR19	72
SD454	-	MR23	72	53599	9500#	MR3	72	58267W	-	MR19	72
SDD454	-	MR23	72	53619	9500#	MR3	72	58268	-	MR19	72
SFD454	-	MR17	72	53620	9500#	MR16	72	58269	-	MR19	72
SW456	50000#	MR17	72	53622	-	MR16	72	58283	-	MR19	72
SW456A	50000#	MR17	72	53623	-	MR16	72	58285	-	MR19	72
SW457	-	MR17	72	53624	-	MR16	72	58-380	58000#	MR12	72
SW458	-	MR17	72	53625	-	MR16	72	58415	-	MR19	72
SWD459	-	MR17	72	53626	-	MR16	72	58416	-	MR19	72

Meritor (Cont'd)				Meritor (Cont'd)				Navistar (Cont'd)			
Axle Model or Code	Capacity	Line No.	Page No.	Axle Model or Code	Capacity	Line No.	Page No.	Axle Model or Code	Capacity	Line No.	Page No.
58450W	-	MR15	72	75746	-	MR21	72	RA133	13000#	NV23	74
58460W	-	MR26	72	7575	-	MR22	72	RA135	16000#	NV18	74
58461W	-	MR26	72	7576	-	MR22	72	RA136	16000#	NV18	74
58464W	-	MR15	72	75764	-	MR21	72	RA138	16000#	NV18	74
58470W	-	MR26	72	75768	-	MR21	72	RA140	18000#	NV1	74
58471W	-	MR15	72	75769	-	MR21	72	RA143	16000#	NV18	74
58473W	-	MR15	72	7578	-	MR22	72	RA145	18500#	NV1	74
58475W	-	MR15	72	75780	-	MR21	72	RA146	18500#	NV1	74
58490W	-	MR15	72	7579	-	MR22	72	RA149	17000#	NV20	74
58600W	-	MR26	72	7581	-	MR22	72	RA15	6000#	NV26	74
58620W	-	MR26	72	7582	-	MR22	72	RA151	23000#	NV2	74
58700	-	MR15	72	SFD760	-	MR28	72	RA152	23000#	NV2	74
58720	-	MR15	72	76410	-	MR11	72	RA155	23000#	NV2	74
59026W	-	MR10	72	76414	-	MR10	72	RA156	23000#	NV2	74
59035W	-	MR30	72	76715	-	MR10	72	RA157	23000#	NV2	74
59038W	-	MR10	72	76743	-	MR10	72	RA158	23000#	NV2	74
59039W	-	MR30	72	76744	-	MR10	72	RA16	5000#	NV27	74
59044W	-	MR30	72	76745	-	MR10	72	RA160	18000#	NV1	74
59071W	-	MR30	72	76746	-	MR10	72	RA161	18500#	NV1	74
59116W	-	MR51	72	76779	-	MR10	72	RA162	18500#	NV1	74
59145W	-	MR51	72	76783	-	MR10	72	RA164	22000#	NV9	74
59146W	-	MR51	72	76784	-	MR10	72	RA165	21000#	NV9	74
59600W	-	MR15	72	76785	-	MR10	72	RA166	22000#	NV2	74
59610W	-	MR52	72	76788	-	MR10	72	RA167	23000#	NV2	74
59620W	-	MR52	72	76789	-	MR10	72	RA168	22000#	NV2	74
59621W	-	MR52	72	76790	-	MR10	72	RA17	5000#	NV27	74
59690	-	MR15	72	76810	-	MR10	72	RA170	23000#	NV10	74
H601	17500#	MR8	72	76811	-	MR10	72	RA171	23000#	NV2	74
P601	20000#	MR8	72	76820	-	MR10	72	RA172	23000#	NV2	74
R601	-	MR51	72	79744	-	MR27	72	RA173	23000#	NV6	74
65350	-	MR5	72	79746	-	MR27	72	RA174	24000#	NV2	74
65351	-	MR5	72	79747	-	MR27	72	RA175	29000#	NV19	74
65356	-	MR5	72	79750	-	MR27	72	RA176	29000#	NV19	74
65357	-	MR5	72	93440	-	MR28	72	RA178	30000#	NV29	74
65450	-	MR5	72	93548	-	MR28	72	RA180	29000#	NV19	74
65451	-	MR5	72	94440	-	MR28	72	RA181	29000#	NV19	74
65456	-	MR5	72	94610	-	MR11	72	RA184	15000#	NV4	74
65457	-	MR5	72	96411	-	MR11	72	RA187	15000#	NV4	74
66714W	-	MR10	72	96710	-	MR11	72	RA189	17000#	NV21	74
66715	-	MR10	72	96711	-	MR11	72	RA191	24000#	NV9	74
66743	-	MR10	72	98415	-	MR19	72	RA192	22000#	NV8	74
65743	-	MR21	72	Navistar				RA193	23000#	NV8	74
66766	-	MR10	72	Axle Model or Code	Capacity	Line No.	Page No.	RA194	26000#	NV8	74
66767	-	MR10	72					RA196	23000#	NV2	74
66782	-	MR10	72	RA10	4500#	NV27	74	RA197	23000#	NV2	74
66783	-	MR10	72	RA11	4500#	NV27	74	RA199	17500#	NV31	74
SBB700	-	MR16	72	RA118	18500#	NV1	74	RA20	10000#	NV25	74
70-380	70000#	MR20	72	RA119	22000#	NV1	74	RA236	16000#	NV18	74
75743	-	MR21	72	RA126	13500#	NV4	74	RA240	17000#	NV24	74
75350	-	MR5	72	RA127	15000#	NV4	74	RA243	18500#	NV1	74
75351	-	MR5	72	RA128	15000#	NV4	74	RA245	21000#	NV1	74
75356	-	MR5	72	RA129	13000#	NV23	74	RA246	18500#	NV1	74
75357	-	MR5	72	RA130	15000#	NV4	74	RA25	13500#	NV1	74
7573	-	MR22	72	RA131	15000#	NV4	74	RA250	21000#	NV11	74
7574	-	MR22	72	RA132	13000#	NV23	74	RA251	22000#	NV2	74

Drive Axles



Navistar (Cont'd)				Navistar (Cont'd)				Navistar (Cont'd)			
Axle Model or Code	Capacity	Line No.	Page No.	Axle Model or Code	Capacity	Line No.	Page No.	Axle Model or Code	Capacity	Line No.	Page No.
RA252	23000#	NV2	74	RA324	38000#	NV17	74	RA378	60000#	NV3	74
RA255	23000#	NV8	74	RA325	38000#	NV17	74	RA38	15000#	NV18	74
RA256	22000#	NV2	74	RA326	44000#	NV11	74	RA382	65000#	NV3	74
RA257	23000#	NV2	74	RA327	44000#	NV12	74	RA383	60000#	NV3	74
RA26	23500#	NV5	74	RA327F	58000#	NV29	74	RA386	-	NV1	74
RA26	13500#	NV30	74	RA327R	58000#	NV29	74	RA388	34000#	NV1	74
RA262	18500#	NV1	74	RA328	34000#	NV1	74	RA389	38000#	NV5	74
RA264	22000#	NV9	74	RA329	38000#	NV7	74	RA39	17000#	NV20	74
RA265	22000#	NV16	74	RA33	15000#	NV2	74	RA390	38000#	NV11	74
RA266	22000#	NV9	74	RA330	38000#	NV7	74	RA391	38000#	NV11	74
RA267	23000#	NV9	74	RA331	38000#	NV7	74	RA392	38000#	NV11	74
RA268	23000#	NV13	74	RA332	38000#	NV17	74	RA393	38000#	NV32	74
RA27	-	NV2	74	RA333	38000#	NV17	74	RA396	34000#	NV7	74
RA270	24000#	NV10	74	RA334	38000#	NV7	74	RA397	38000#	NV7	74
RA271	22000#	NV2	74	RA335	44000#	NV7	74	RA399	46000#	NV2	74
RA272	23000#	NV2	74	RA336	44000#	NV16	74	RA40	16000#	NV2	74
RA274	24000#	NV19	74	RA337	44000#	NV10	74	RA408	34000#	NV19	74
RA275	29000#	NV19	74	RA338	44000#	NV16	74	RA41	16000#	NV18	74
RA276	29000#	NV19	74	RA339	44000#	NV10	74	RA42	17500#	NV20	74
RA277	29000#	NV29	74	RA34	19000#	NV1	74	RA429	34000#	NV2	74
RA278	-	NV20	74	RA340	36000#	NV10	74	RA43	18500#	NV1	74
RA279	36000#	NV3	74	RA341	30000#	NV18	74	RA430	34000#	NV15	74
RA282	26000#	NV8	74	RA342	40000#	NV14	74	RA433	38000#	NV17	74
RA286	18500#	NV1	74	RA343	44000#	NV14	74	RA434	38000#	NV13	74
RA290	24000#	NV9	74	RA345	38000#	NV14	74	RA437	34000#	NV2	74
RA291	22000#	NV6	74	RA346	34000#	NV1	74	RA44	19000#	NV1	74
RA292	23000#	NV6	74	RA347	36000#	NV6	74	RA446	44000#	NV2	74
RA293	23000#	NV8	74	RA348	38000#	NV6	74	RA448	44000#	NV2	74
RA298	35000#	NV3	74	RA349	34000#	NV6	74	RA449	44000#	NV2	74
RA30	15000#	NV4	74	RA35	16000#	NV19	74	RA45	18500#	NV1	74
RA301	22000#	NV4	74	RA350	50000#	NV2	74	RA451	-	NV7	74
RA302	34000#	NV1	74	RA351	34000#	NV1	74	RA455	44000#	NV5	74
RA303	34000#	NV1	74	RA352	48000#	NV15	74	RA459	50000#	NV5	74
RA304	34000#	NV1	74	RA353	44000#	NV5	74	RA46	18500#	NV2	74
RA305	28000#	NV18	74	RA354	46000#	NV14	74	RA461	58000#	NV29	74
RA306	34000#	NV4	74	RA355	38000#	NV2	74	RA463	48000#	NV5	74
RA307	30000#	NV18	74	RA356	44000#	NV12	74	RA464	40000#	NV5	74
RA308	38000#	NV8	74	RA357	44000#	NV12	74	RA465	44000#	NV5	74
RA309	38000#	NV8	74	RA358	44000#	NV12	74	RA467	44000#	NV2	74
RA31	15000#	NV20	74	RA359	48000#	NV2	74	RA468	44000#	NV2	74
RA310	34000#	NV1	74	RA36	17000#	NV1	74	RA469	44000#	NV5	74
RA311	34000#	NV1	74	RA360	34000#	NV19	74	RA47	22000#	NV2	74
RA312	34000#	NV1	74	RA362	44000#	NV12	74	RA470	34000#	NV1	74
RA313	34000#	NV1	74	RA363	38000#	NV7	74	RA471	58000#	NV3	74
RA314	34000#	NV1	74	RA364	55000#	NV3	74	RA472	40000#	NV6	74
RA315	34000#	NV1	74	RA365	55000#	NV3	74	RA474	46000#	NV2	74
RA316	34000#	NV32	74	RA367	50000#	NV29	74	RA475	34000#	NV1	74
RA317	34000#	NV32	74	RA368	50000#	NV29	74	RA476	38000#	NV2	74
RA318	38000#	NV1	74	RA369	55000#	NV3	74	RA48	23000#	NV2	74
RA319	38000#	NV1	74	RA37	17000#	NV18	74	RA480	-	NV3	74
RA32	15000#	NV1	74	RA371	58000#	NV3	74	RA481	40000#	NV22	74
RA320	36000#	NV28	74	RA372	60000#	NV3	74	RA484	-	NV3	74
RA321	36000#	NV28	74	RA373	60000#	NV3	74	RA485	-	NV3	74
RA322	36000#	NV28	74	RA374	-	NV3	74	RA486	58000#	NV3	74
RA323	38000#	NV17	74	RA377	60000#	NV3	74	RA487	-	NV1	74

Navistar (Cont'd)				Navistar (Cont'd)				Spicer			
Axle Model or Code	Capacity	Line No.	Page No.	Axle Model or Code	Capacity	Line No.	Page No.	Axle Model or Code	Capacity	Line No.	Page No.
RA488	34000#	NV1	74	RA98	20000#	NV1	74	1206	12000#	SP18	77
RA490	-	NV17	74	RA99	20000#	NV19	74	1250	12000#	SP18	77
RA491	-	NV17	74	RAACA	19000#	NV1	74	1265	12000#	SP18	77
RA492	-	NV17	74	RAADB	17500#	NV1	74	1275	12000#	SP18	77
RA493	38000#	NV1	74	RAADC	19000#	NV1	74	1277	12000#	SP18	77
RA494	38000#	NV2	74	RAADD	21000#	NV1	74	1300	13000#	SP27	77
RA495	50000#	NV6	74	RAADE	13000#	NV4	74	13100	15000#	SP33	77
RA496	38000#	NV2	74	RAADG	19800#	NV1	74	13101	15000#	SP33	77
RA497	38000#	NV2	74	RAADH	19800#	NV1	74	D135S	13500#	SP4	77
RA498	34000#	NV17	74	RAADN	13500#	NV4	74	S135S	13500#	SP4	77
RA499	-	NV6	74	RAADP	15500#	NV4	74	1350	15000#	SP28	77
RA500	22000#	NV17	74	RAAED	21000#	NV1	74	13600	15000#	SP15	77
RA500	65000#	NV3	74	RAAEG	26000#	NV5	74	13602	15000#	SP15	77
RA502	-	NV22	74	RAARB	23000#	NV5	74	13800	15000#	SP15	77
RA51	23000#	NV2	74	RAARC	30000#	NV29	74	13802	15000#	SP37	77
RA52	23000#	NV2	74	RAARD	30000#	NV29	74	13803	15000#	SP37	77
RA55	23000#	NV2	74	RAARE	30000#	NV29	74	S150S	15000#	SP4	77
RA56	18500#	NV2	74	RAARH	19000#	NV1	74	15040P	15000#	SP37	77
RA57	23000#	NV5	74	RAARJ	26000#	NV5	74	15040S	15000#	SP37	77
RA58	22000#	NV2	74	RACDB	23000#	NV5	74	15040T	15000#	SP37	77
RA59	22000#	NV2	74	RACEA	23000#	NV5	74	15101	15000#	SP37	77
RA60	18500#	NV1	74	RACEB	26000#	NV5	74	15201	15000#	SP37	77
RA63	15000#	NV26	74	RAEEB	26000#	NV5	74	15301	15000#	SP37	77
RA64	22000#	NV2	74	RAEEC	35000#	NV3	74	F155S	15500#	SP4	77
RA65	22000#	NV17	74	RAERA	26000#	NV5	74	G155T	15500#	SP4	77
RA66	22000#	NV16	74	RAERB	30000#	NV29	74	16000	16000#	SP10	77
RA67	24000#	NV10	74	RAGDA	34000#	NV1	74	16001	16000#	SP10	77
RA69	23500#	NV1	74	RAGEB	46000#	NV5	74	16050	16000#	SP10	77
RA70	23000#	NV10	74	RAGEC	46000#	NV5	74	16051	16000#	SP10	77
RA701	34000#	NV32	74	RAGED	46000#	NV5	74	16120	17000#	SP34	77
RA702	38000#	NV7	74	RAGEE	46000#	NV5	74	16121	17000#	SP20	77
RA703	38000#	NV7	74	RAGEH	46000#	NV5	74	16122	17000#	SP11	77
RA704	34000#	NV1	74	RAGEL	40000#	NV2	74	1614	16000#	SP11	77
RA705	38000#	NV17	74	RAGEM	40000#	NV5	74	1615	16000#	SP11	77
RA706	42000#	NV32	74	RAGRA	34000#	NV1	74	1618	17000#	SP11	77
RA707	44000#	NV7	74	RAGRB	40000#	NV2	74	1619	17000#	SP11	77
RA71	23000#	NV10	74	RAGRC	40000#	NV2	74	16220	17000#	SP20	77
RA727	28000#	NV4	74	RAGRD	46000#	NV5	74	16221	17000#	SP20	77
RA728	28000#	NV4	74	RAGRE	48000#	NV5	74	16244	17500#	SP20	77
RA73	23000#	NV13	74	RAGRG	58000#	NV29	74	16320	17000#	SP11	77
RA74	23000#	NV13	74	RAGRH	52000#	NV5	74	16320-1	17000#	SP35	77
RA75	-	NV13	74	RAGRJ	58000#	NV29	74	16321	17000#	SP11	77
RA76	23000#	NV13	74	RAGRN	40000#	NV2	74	16344	17000#	SP11	77
RA77	23000#	NV5	74	RAGRP	46000#	NV5	74	16500	16000#	SP11	77
RA80	23000#	NV8	74	RAGRR	46000#	NV5	74	16501	16000#	SP11	77
RA81	23000#	NV8	74	RAGRS	46000#	NV5	74	16600	16000#	SP10	77
RA87	18500#	NV1	74	RAGR X	34000#	NV1	74	16601	16000#	SP10	77
RA88	23000#	NV5	74	RAGRY	40000#	NV2	74	16800	16000#	SP10	77
RA89	17500#	NV1	74	Rockwell (See Meritor)				16801	16000#	SP10	77
RA90	22000#	NV5	74					16802	16000#	SP10	77
RA91	26000#	NV8	74					16803	16000#	SP10	77
RA92	30000#	NV29	74					F170S	17000#	SP5	77
RA95	22000#	NV8	74					17000	18000#	SP36	77
RA96	18500#	NV1	74					17001	18000#	SP36	77
RA97	23000#	NV8	74					17100	18500#	SP8	77

Drive Axles



Spicer (Cont'd)				Spicer (Cont'd)				Spicer (Cont'd)			
Axle Model or Code	Capacity	Line No.	Page No.	Axle Model or Code	Capacity	Line No.	Page No.	Axle Model or Code	Capacity	Line No.	Page No.
17101	18500#	SP8	77	18220	22000#	SP9	77	19121	23000#	SP7	77
17120	18500#	SP8	77	18221	22000#	SP7	77	1918	23000#	SP7	77
17121	19000#	SP8	77	18222	22000#	SP7	77	1919	23000#	SP7	77
1715	18000#	SP8	77	18300	22000#	SP9	77	19200	23000#	SP7	77
1716	18000#	SP8	77	18301	22000#	SP7	77	19201	23000#	SP7	77
17200	18500#	SP8	77	18302	22000#	SP7	77	19202	23000#	SP7	77
17201	19000#	SP8	77	18320	22000#	SP9	77	19220	23000#	SP7	77
17202	18500#	SP8	77	18321	22000#	SP9	77	19221	23000#	SP7	77
17220	18500#	SP8	77	18322	22000#	SP7	77	19300	23000#	SP7	77
17221	19000#	SP8	77	G185S	18500#	SP1	77	19301	23000#	SP7	77
17222	18500#	SP8	77	M185T	18500#	SP1	77	19320	23000#	SP7	77
17300	18500#	SP8	77	18500	22000#	SP7	77	19321	23000#	SP7	77
17301	18500#	SP8	77	18501	22000#	SP7	77	19400	23000#	SP7	77
17302	18500#	SP8	77	18502	22000#	SP7	77	19420	23000#	SP7	77
17320	18000#	SP8	77	18503	22000#	SP7	77	19421	23000#	SP7	77
17321	18000#	SP8	77	185T	19000#	SP1	77	19426	23000#	SP7	77
17401	19000#	SP8	77	1860	21000#	SP9	77	19500	23000#	SP7	77
17421	19000#	SP8	77	18600	22000#	SP7	77	19501	23000#	SP7	77
G175S	17500#	SP1	77	18601	22000#	SP7	77	19502	23000#	SP7	77
G175T	17500#	SP2	77	1861	21000#	SP9	77	19503	23000#	SP7	77
J175S	17500#	SP5	77	1862	21000#	SP9	77	19512	23000#	SP7	77
17500	18000#	SP8	77	1863	21000#	SP9	77	19513	23000#	SP7	77
17501	18000#	SP8	77	18700	22000#	SP7	77	19515	23000#	SP7	77
17600	18000#	SP8	77	18701	22000#	SP7	77	19800	23000#	SP7	77
17601	18500#	SP8	77	1880	22000#	SP24	77	19801	23000#	SP7	77
17700	18500#	SP8	77	18800	22000#	SP7	77	19802	23000#	SP7	77
17701	18500#	SP8	77	18802	22000#	SP7	77	19803	23000#	SP7	77
17800	18500#	SP8	77	18803	22000#	SP7	77	M200S	19000#	SP4	77
17801	18500#	SP8	77	1881	22000#	SP24	77	20000	29000#	SP13	77
17810	18500#	SP8	77	18812	22000#	SP7	77	2010	23000#	SP24	77
17811	18500#	SP8	77	18812-3	22000#	SP7	77	20100	23000#	SP13	77
17815	18500#	SP8	77	18813	22000#	SP9	77	2011	23000#	SP24	77
1790	18000#	SP8	77	1890	22000#	SP9	77	20120	23000#	SP13	77
1790-1	18000#	SP8	77	1891	22000#	SP9	77	20200	23000#	SP13	77
1790A	18500#	SP8	77	1892	22000#	SP9	77	20220	23000#	SP13	77
1791	18500#	SP8	77	1893	22000#	SP9	77	20300	23000#	SP13	77
1791A	18500#	SP8	77	1895	22000#	SP9	77	20320	23000#	SP13	77
1792	18000#	SP8	77	1896	22000#	SP9	77	20500	23000#	SP13	77
1793	18000#	SP8	77	G190S	19000#	SP1	77	20501	23000#	SP13	77
1795	18500#	SP8	77	J190S	19000#	SP1	77	20502	23000#	SP13	77
1796	18500#	SP8	77	M190S	19000#	SP1	77	20503	23000#	SP13	77
1800	19000#	SP29	77	M190T	19000#	SP1	77	20800	29000#	SP13	77
1801	19000#	SP29	77	WC190S	19000#	SP4	77	20801	29000#	SP13	77
1802	19000#	SP9	77	1900	22000#	SP24	77	J210S	21000#	SP1	77
1803	19000#	SP9	77	19050P	19000#	SP8	77	M210T	21000#	SP1	77
18100	22000#	SP7	77	19050S	19000#	SP8	77	21065S	21000#	SP7	77
18100-1	22000#	SP7	77	19050T	23000#	SP8	77	21065T	21000#	SP7	77
18101	22000#	SP7	77	19055D	19000#	SP8	77	21221	21000#	SP7	77
18120	22000#	SP7	77	19055S	19000#	SP8	77	21223	21000#	SP7	77
18120-1	22000#	SP7	77	19055T	19000#	SP8	77	21421	22000#	SP7	77
18121	22000#	SP7	77	1910	23000#	SP7	77	22L	22000#	SP23	77
18200	22000#	SP7	77	19100	23000#	SP7	77	22M	22000#	SP18	77
18200-1	22000#	SP7	77	19101	23000#	SP7	77	22MF	22000#	SP18	77
18201	22000#	SP7	77	1911	23000#	SP7	77	22MR	22000#	SP18	77
18202	22000#	SP7	77	19120	23000#	SP7	77	22R	22000#	SP23	77

Spicer (Cont'd)				Spicer (Cont'd)				Spicer (Cont'd)			
Axle Model or Code	Capacity	Line No.	Page No.	Axle Model or Code	Capacity	Line No.	Page No.	Axle Model or Code	Capacity	Line No.	Page No.
J220S	22000#	SP6	77	30DSC	30000#	SP10	77	D340	34000#	SP8	77
M220S	22000#	SP4	77	30DSE	30000#	SP10	77	DP340	34000#	SP8	77
M220T	22000#	SP3	77	30DT	30000#	SP10	77	DP340P	34000#	SP8	77
22121	22000#	SP7	77	30M	30000#	SP11	77	DS340	34000#	SP8	77
22221	22000#	SP7	77	30MF	30000#	SP20	77	DS340P	34000#	SP8	77
22321	22000#	SP7	77	30MR	30000#	SP20	77	DT340	34000#	SP8	77
22421	22000#	SP7	77	30R	30000#	SP10	77	DT340P	34000#	SP8	77
22500	29000#	SP14	77	30R3	30000#	SP10	77	G340S	34000#	SP1	77
22501	29000#	SP14	77	30RP	30000#	SP10	77	J340S	34000#	SP1	77
23L	23000#	SP21	77	30RS	30000#	SP10	77	R340	34000#	SP8	77
23L501	23000#	SP21	77	30RSC	30000#	SP10	77	RP340	34000#	SP8	77
23R	23000#	SP21	77	30RT	30000#	SP10	77	RS340	34000#	SP8	77
M230T	23000#	SP3	77	32M	32000#	SP8	77	RT340	34000#	SP8	77
W230S	23000#	SP6	77	32MF	32000#	SP8	77	3400	-	SP8	77
23070P	23000#	SP7	77	32MR	32000#	SP8	77	DC341	34000#	SP8	77
23070S	23000#	SP7	77	34D	34000#	SP8	77	DP341	34000#	SP8	77
23070T	23000#	SP7	77	34D3	34000#	SP8	77	DP341P	34000#	SP8	77
23105C	23000#	SP25	77	34D3B	34000#	SP8	77	DS341	34000#	SP8	77
23121	23000#	SP7	77	34D3C	34000#	SP8	77	DS341P	34000#	SP8	77
23221	23000#	SP7	77	34D3E	34000#	SP8	77	DT341	34000#	SP8	77
23321	23000#	SP7	77	34DP	34000#	SP8	77	DT341P	34000#	SP8	77
23420	23000#	SP7	77	34DPC	34000#	SP8	77	RA341	30000#	SP7	77
23421	23000#	SP7	77	34DPE	34000#	SP8	77	RC341	34000#	SP8	77
24L	23000#	SP21	77	34DS	34000#	SP8	77	RP341	34000#	SP8	77
25LD	25000#	SP8	77	34DSB	34000#	SP8	77	RT341	34000#	SP8	77
25LD-501	25000#	SP8	77	34DSC	34000#	SP8	77	35327	35000#	SP14	77
25R	25000#	SP21	77	34DSE	34000#	SP8	77	36M	36000#	SP22	77
25RD	25000#	SP21	77	34DT	34000#	SP8	77	36MF	36000#	SP22	77
2602	23000#	SP31	77	34DTA	34000#	SP8	77	36MR	36000#	SP22	77
2603	23000#	SP31	77	34DTC	34000#	SP8	77	36R	36000#	SP22	77
2610	23000#	SP31	77	34DTE	34000#	SP8	77	38D	38000#	SP7	77
2611	23000#	SP31	77	34M	34000#	SP8	77	38D3	38000#	SP19	77
26121	26000#	SP7	77	34MF	34000#	SP8	77	38D3B	38000#	SP9	77
2613	21000#	SP8	77	34MR	34000#	SP8	77	38D3C	38000#	SP7	77
2613-4	21000#	SP8	77	34R3	34000#	SP8	77	38D3D	38000#	SP7	77
2614	21000#	SP8	77	34R3B	34000#	SP8	77	38D3E	38000#	SP7	77
2615	21000#	SP8	77	34R3C	34000#	SP8	77	38DP	38000#	SP7	77
2616	21000#	SP8	77	34R3D	34000#	SP8	77	38DPA	38000#	SP7	77
26221	26000#	SP7	77	34R3E	34000#	SP8	77	38DPB	38000#	SP7	77
26321	26000#	SP7	77	34RP	34000#	SP8	77	38DPC	38000#	SP7	77
26421	26000#	SP7	77	34RPB	34000#	SP8	77	38DPD	38000#	SP7	77
26426	26000#	SP7	77	34RPC	34000#	SP8	77	38DPE	38000#	SP7	77
2695	22000#	SP9	77	34RPD	34000#	SP8	77	38DS	38000#	SP7	77
2696	22000#	SP9	77	34RPE	34000#	SP8	77	38DSB	38000#	SP9	77
2730	22000#	SP32	77	34RS	34000#	SP8	77	38DSC	38000#	SP7	77
2731	22000#	SP32	77	34RSB	34000#	SP8	77	38DSD	38000#	SP7	77
28M	28000#	SP11	77	34RSC	34000#	SP8	77	38DSE	38000#	SP7	77
28MF	28000#	SP11	77	34RSD	34000#	SP8	77	38DT	38000#	SP19	77
28MR	28000#	SP11	77	34RSE	34000#	SP8	77	38DTB	38000#	SP9	77
2817	-	SP10	77	34RT	34000#	SP8	77	38DTC	38000#	SP7	77
30	25000#	SP38	77	34RTA	34000#	SP8	77	38DTD	38000#	SP7	77
30D	30000#	SP11	77	34RTB	34000#	SP8	77	38DTE	38000#	SP7	77
30D3	30000#	SP10	77	34RTC	34000#	SP8	77	38R3	38000#	SP19	77
30DP	30000#	SP10	77	34RTD	34000#	SP8	77	38R3B	38000#	SP7	77
30DS	30000#	SP10	77	34RTE	34000#	SP8	77	38R3C	38000#	SP7	77

Drive Axles



Spicer (Cont'd)				Spicer (Cont'd)				Spicer (Cont'd)			
Axle Model or Code	Capacity	Line No.	Page No.	Axle Model or Code	Capacity	Line No.	Page No.	Axle Model or Code	Capacity	Line No.	Page No.
38R3D	38000#	SP7	77	DP401P	40000#	SP7	77	DS440P	44000#	SP7	77
38R3E	38000#	SP7	77	DS401	40000#	SP7	77	DT440P	44000#	SP7	77
38RP	38000#	SP19	77	DS401P	40000#	SP7	77	RP440	44000#	SP7	77
38RPA	38000#	SP9	77	DT401	40000#	SP7	77	RS440	44000#	SP7	77
38RPB	38000#	SP7	77	DT401P	40000#	SP7	77	RT440	44000#	SP7	77
38RPC	38000#	SP7	77	RC401	40000#	SP7	77	DC451P	45000#	SP7	77
38RPD	38000#	SP7	77	RP401	40000#	SP7	77	DP451P	45000#	SP7	77
38RPE	38000#	SP7	77	RT401	40000#	SP7	77	DS451P	45000#	SP7	77
38RS	38000#	SP19	77	DC402	40000#	SP7	77	DT451P	45000#	SP7	77
38RSA	38000#	SP7	77	DP402	40000#	SP7	77	RC451	45000#	SP7	77
38RSB	38000#	SP7	77	DP402P	40000#	SP8	77	RP451	45000#	SP7	77
38RSC	38000#	SP7	77	DS402	40000#	SP7	77	RT451	45000#	SP7	77
38RSD	38000#	SP7	77	DT402	40000#	SP8	77	DP456P	45000#	SP7	77
38RSE	38000#	SP7	77	DT402P	40000#	SP8	77	DS456P	45000#	SP8	77
38RT	38000#	SP19	77	RC402	40000#	SP7	77	46M	46000#	SP16	77
38RTB	38000#	SP7	77	RP402	40000#	SP7	77	46MF	46000#	SP16	77
38RTC	38000#	SP7	77	RT402	40000#	SP7	77	46MR	46000#	SP16	77
38RTD	38000#	SP7	77	42D	42000#	SP12	77	DC460P	46000#	SP7	77
38RTE	38000#	SP7	77	42D3	42000#	SP12	77	DP460P	46000#	SP7	77
D380	38000#	SP17	77	42DP	42000#	SP12	77	DS460P	46000#	SP7	77
DP380	38000#	SP17	77	42DPB	42000#	SP12	77	DT460P	46000#	SP7	77
DP380P	38000#	SP17	77	42DPD	42000#	SP12	77	J460S	46000#	SP3	77
DS380	38000#	SP17	77	42DS	42000#	SP12	77	M460S	46000#	SP6	77
DS380P	38000#	SP17	77	42DT	42000#	SP12	77	RC460	46000#	SP7	77
DT380	38000#	SP17	77	42DTB	42000#	SP12	77	RP460	46000#	SP7	77
DT380P	38000#	SP17	77	42DTD	42000#	SP12	77	RS460	46000#	SP7	77
G380S	38000#	SP6	77	42M	42000#	SP16	77	RT460P	46000#	SP7	77
R380	38000#	SP7	77	42MF	42000#	SP16	77	W460S	46000#	SP3	77
RP380	38000#	SP17	77	42MR	42000#	SP16	77	DC461P	46000#	SP7	77
RS380	38000#	SP17	77	42R3	42000#	SP12	77	DP461P	46000#	SP7	77
RT380	38000#	SP17	77	42RP	42000#	SP12	77	DS461P	46000#	SP8	77
DC381	38000#	SP7	77	42RS	42000#	SP12	77	DT461P	46000#	SP8	77
DP381P	38000#	SP7	77	42RT	42000#	SP12	77	RC461	46000#	SP7	77
DS381	38000#	SP7	77	42000	42000#	SP13	77	D480P	48000#	SP7	77
DS381P	38000#	SP7	77	44	3300#	SP39	77	DC480P	48000#	SP7	77
DT381	38000#	SP7	77	44	3500#	SP39	77	DP480	48000#	SP7	77
RC381	38000#	SP7	77	44-1	3300#	SP39	77	DP480P	48000#	SP7	77
RP381	38000#	SP7	77	44-1HD	3800#	SP39	77	DS480P	48000#	SP7	77
RT381	38000#	SP7	77	44-2	3800#	SP39	77	DT480P	48000#	SP7	77
DS386P	38000#	SP7	77	44-3	3800#	SP39	77	RC480	48000#	SP7	77
D400	40000#	SP17	77	44-4	3800#	SP39	77	RP480	48000#	SP7	77
DP400	40000#	SP7	77	44D	44000#	SP7	77	RS480	48000#	SP7	77
DP400P	40000#	SP16	77	44DP	44000#	SP12	77	RT480	48000#	SP7	77
DS400	40000#	SP7	77	44DS	44000#	SP7	77	ST480	48000#	SP7	77
DS400P	40000#	SP7	77	44DSM	44000#	SP7	77	DP481	48000#	SP9	77
DT400	40000#	SP7	77	44DT	44000#	SP7	77	RP481	48000#	SP9	77
DT400P	40000#	SP7	77	44R	44000#	SP9	77	DP485P	48000#	SP9	77
G400S	40000#	SP6	77	44RP	44000#	SP7	77	DT485P	48000#	SP9	77
J400S	40000#	SP3	77	44RS	44000#	SP7	77	RT485	48000#	SP9	77
R400	40000#	SP7	77	44RSM	44000#	SP7	77	50D	50000#	SP16	77
RP400	40000#	SP7	77	44RT	44000#	SP7	77	50DP	50000#	SP7	77
RS400	40000#	SP17	77	D440P	44000#	SP7	77	50DT	50000#	SP7	77
RT400	40000#	SP7	77	DP440	44000#	SP7	77	50M	50000#	SP16	77
DC401P	40000#	SP7	77	DP440P	44000#	SP7	77	50R	50000#	SP7	77
DP401	40000#	SP7	77	DS440	44000#	SP7	77	50RP	50000#	SP7	77

Spicer (Cont'd)				Spicer (Cont'd)				White (Cont'd)			
Axle Model or Code	Capacity	Line No.	Page No.	Axle Model or Code	Capacity	Line No.	Page No.	Axle Model or Code	Capacity	Line No.	Page No.
50RT	50000#	SP7	77	70-2U	7800#	SP44	77	143C	22000#	WH1	83
DP50	50000#	SP7	77	70-3HD	8000#	SP44	77	144C	11000#	WH8	83
DT50	50000#	SP7	77	70B	7500#	SP44	77	145C	13000#	WH8	83
502	-	SP26	77	70HD	8000#	SP44	77	TS150	40000#	WH1	83
503	-	SP26	77	70U	6300#	SP44	77	170C	-	WH1	83
DC521P	52000#	SP7	77	71	7500#	SP44	77	189C	22400#	WH2	83
DP521P	52000#	SP7	77	7800	18000#	SP8	77	189CA	22400#	WH2	83
DS521P	52000#	SP7	77	7801	18000#	SP8	77	189CD	22400#	WH2	83
DT521P	52000#	SP7	77	7810	18000#	SP8	77	199C	23000#	WH2	83
RC521	52000#	SP7	77	GL8	13500#	SP46	77	206C	17000#	WH6	83
SP521	52000#	SP7	77	80	11000#	SP45	77	208C	18500#	WH4	83
TP521	52000#	SP7	77	8800	22000#	SP9	77	212C	23000#	WH1	83
DP550	55000#	SP14	77	8802	22000#	SP9	77	213C	29000#	WH3	83
RP550	55000#	SP14	77	8803	22000#	SP9	77	214C	29000#	WH3	83
SP550	55000#	SP14	77	8812	22000#	SP7	77	215C	23000#	WH4	83
TP550	55000#	SP14	77	8813	22000#	SP7	77	216C	13000#	WH8	83
DP580P	58000#	SP16	77	9502	23000#	SP7	77	220C	22000#	WH5	83
RP580	58000#	SP16	77	9503	23000#	SP7	77	221C	22000#	WH5	83
SP580	58000#	SP16	77	9512	23000#	SP7	77	223C	18500#	WH7	83
TP580	58000#	SP16	77	9515	-	SP7	77	225C	22000#	WH22	83
DC581P	58000#	SP16	77	Volvo				229C	22000#	WH5	83
DP581P	58000#	SP8	77	Axle Model or Code	Capacity	Line No.	Page No.	232C	20000#	WH1	83
DS581P	58000#	SP8	77					233C	23000#	WH2	83
60	5000#	SP40	77	N11	-	VO3	81	235C	22400#	WH2	83
60-1	6400#	SP42	77	F607	-	VO1	81	237C	20000#	WH1	83
60-1U	5300#	SP42	77	F610	-	VO1	81	238C	18500#	WH4	83
60-2	3300#	SP43	77	F611	-	VO2	81	239C	22400#	WH1	83
60-3	3600#	SP42	77	F614	-	VO2	81	240C	29000#	WH3	83
60-35	5500#	SP43	77	F7	-	VO3	81	245C	-	WH1	83
60-3E	4800#	SP42	77	White				282C	-	WH1	83
60HD	5500#	SP41	77	Axle Model or Code	Capacity	Line No.	Page No.	289C	-	WH1	83
60U	6250#	SP42	77					293C	36000#	WH18	83
DP601P	60000#	SP8	77	105C	-	WH17	83	306C	17000#	WH6	83
DT601P	60000#	SP8	77	106C	17000#	WH6	83	308C	18500#	WH4	83
SP601	60000#	SP8	77	106CE	17000#	WH15	83	309C	14000#	WH14	83
TP601	60000#	SP8	77	107C	-	WH13	83	311C	22400#	WH1	83
61	5300#	SP40	77	108C	18500#	WH4	83	312C	-	WH3	83
61-1	6000#	SP40	77	109C	14000#	WH14	83	315C	22400#	WH1	83
61-2	5300#	SP40	77	116C	13000#	WH8	83	316C	13000#	WH8	83
65D	60000#	SP14	77	118C	17000#	WH6	83	317C	15000#	WH23	83
DP650	65000#	SP14	77	124C	21000#	WH1	83	318C	16000#	WH12	83
DP650P	65000#	SP14	77	124CL	21000#	WH1	83	319C	18500#	WH7	83
RP650	65000#	SP14	77	125C	22000#	WH1	83	320C	22000#	WH5	83
SP650	65000#	SP14	77	130C	22000#	WH2	83	321C	23000#	WH5	83
TP650	65000#	SP14	77	132C	23000#	WH1	83	322C	23000#	WH2	83
DP651P	65000#	SP12	77	133C	23000#	WH1	83	323C	23000#	WH7	83
DT651P	65000#	SP12	77	134C	23000#	WH2	83	325C	22000#	WH1	83
SP651	65000#	SP12	77	134CL	23000#	WH2	83	327C	22000#	WH1	83
TP651	65000#	SP12	77	135C	23000#	WH2	83	328C	23000#	WH9	83
EG660	66000#	SP12	77	TS135	36000#	WH1	83	328CB	23000#	WH9	83
6600	16000#	SP11	77	TS135L	-	WH1	83	329C	21000#	WH5	83
6601	16000#	SP11	77	136C	16000#	WH2	83	33C	-	WH13	83
6802	16000#	SP11	77	137C	-	WH1	83	33C6	-	WH13	83
6803	16000#	SP11	77	138C	18500#	WH4	83	330C	23000#	WH9	83
70-1HD	8000#	SP44	77	140C	22000#	WH1	83	333TCL	23000#	WH1	83

Drive Axles



White (Cont'd)				White (Cont'd)			
Axle Model or Code	Capacity	Line No.	Page No.	Axle Model or Code	Capacity	Line No.	Page No.
333TC	23000#	WH1	83	434C	32000#	WH6	83
333C	20000#	WH1	83	436C	34000#	WH7	83
335C	23000#	WH2	83	437C	38000#	WH5	83
335CL	23000#	WH2	83	438C	34000#	WH7	83
336C	17000#	WH6	83	439C	38000#	WH5	83
337C	-	WH1	83	440C	44000#	WH2	83
338C	18500#	WH4	83	45C	-	WH11	83
339C	22000#	WH2	83	450C	36000#	WH19	83
340C	-	WH1	83	451C	40000#	WH1	83
341C	16000#	WH12	83	452C	36000#	WH21	83
342C	17000#	WH6	83	66C	-	WH16	83
344C	22400#	WH1	83	67C	16000#	WH12	83
345C	22000#	WH1	83	75C	-	WH3	83
346C	13000#	WH8	83	77C	-	WH3	83
349C	22000#	WH5	83	81C	-	WH10	83
350C	22000#	WH5	83	82C	-	WH11	83
351C	22000#	WH9	83	83C	-	WH3	83
352	22400#	WH9	83	84C	-	WH10	83
389	22400#	WH2	83	85C	-	WH3	83
389TC	22400#	WH2	83	87C	-	WH4	83
389TCL	22400#	WH2	83	88C	-	WH11	83
400C	36000#	WH24	83	89C	-	WH11	83
401C	60000#	WH3	83	90C	-	WH3	83
402C	28000#	WH12	83	91C	-	WH10	83
403C	22000#	WH6	83	93C	-	WH10	83
404C	50000#	WH3	83	94C	-	WH10	83
405C	36000#	WH16	83	95C	-	WH6	83
406C	34000#	WH4	83				
407C	32000#	WH7	83				
408C	34000#	WH4	83				
409C	50000#	WH3	83				
409CA	50000#	WH3	83				
410CA	50000#	WH15	83				
411C	34000#	WH4	83				
412C	38000#	WH1	83				
413C	38000#	WH1	83				
414C	38000#	WH1	83				
415C	60000#	WH3	83				
417C	44000#	WH2	83				
418C	34000#	WH4	83				
420C	38000#	WH1	83				
421C	44000#	WH2	83				
422C	34000#	WH4	83				
423C	34000#	WH4	83				
424C	38000#	WH1	83				
425C	38000#	WH1	83				
426C	38000#	WH5	83				
427C	34000#	WH7	83				
428C	55000#	WH3	83				
429C	44000#	WH1	83				
43C	-	WH11	83				
430C	32000#	WH4	83				
431C	34000#	WH7	83				
432C	30000#	WH6	83				
433C	38000#	WH5	83				

				AL-KO Kober			
Bearings				Oil Bath Seal		Grease Seal	
Line No.	Inner Cone-Cup	Outer Cone-Cup	BRG Pilot	Inner	Tool Adapter	Inner	Outer
AK1	28580 - 28521	25580 - 25520					
AK2	28580 - 28521	02420 - 02475					
AK3	(General Duty)(99 Spindle) 28580 - 28521 (Heavy Duty)(120 Spindle) JM511946 - JM511910	25580 - 25520 JM205149 - JM205110	RD405	370014A	RD273		
AK4	JM511946 - JM511910	JM205149 - JM205110	RD405	370014A	RD273		
AK5	39590 - 39520 HD210 ¹	JM205149 - JM205110	RD406	370014A	RD273		
				Clark			
Bearings				Oil Bath Seal		Grease Seal	
Line No.	Inner Cone-Cup	Outer Cone-Cup	BRG Pilot	Inner	Tool Adapter	Inner	Outer
CL1	(3.250" Inner Brg. Bore) 663 - 653 HD207 ¹ 663PT ² - 653PT ² HD207PT ¹ (3.875" Inner Brg. Bore) 685 - 672	HM212049 - HM212011 HD200 ¹ HM212049PT ² - HM212011PT ² HD200PT ¹ HM212049 - HM212011 HD200 ¹ HM212049PT ² - HM212011PT ² HD200PT ¹	RD410	(3.250" Inner Brg. Bore)(Hub Mount) 370036A 380036A ⁴ (3.250" Inner Brg. Bore)(Spindle Mount) 370349A	RD308 RD295		
				Dana (See Spicer)			
Bearings				Oil Bath Seal		Grease Seal	
Line No.	Inner Cone-Cup	Outer Cone-Cup	BRG Pilot	Inner	Tool Adapter	Inner	Outer
				Delphos			
Bearings				Oil Bath Seal		Grease Seal	
Line No.	Inner Cone-Cup	Outer Cone-Cup	BRG Pilot	Inner	Tool Adapter	Inner	Outer
DE1	HM218248 - HM218210 HD201 ¹ HM218248PT ² - HM218210PT ² HD201PT ¹	HM212049 - HM212011 HD200 ¹ HM212049PT ² - HM212011PT ² HD200PT ¹ AX16-2625 ³	RD413	370025A 380025A ⁴	RD306		

¹ Matched Bearing Set ² Premium Through-Hardened (PT) ³ Axilok® Spindle Nut ⁴ PTFE

				Fruehauf (Cont'd)			
Bearings				Oil Bath Seal		Grease Seal	
Line No.	Inner Cone-Cup	Outer Cone-Cup	BRG Pilot	Inner	Tool Adapter	Inner	Outer
FH3	HM518445 - HM518410	HM518445 - HM518410	RD412	(Hub Mount) 370065A	RD310		
	HD208 ¹	HD208 ¹		380065A ⁴			
	HM518445PT ² - HM518410PT ²	HM518445PT ² - HM518410PT ²		(Spindle Mount) 376590A	RD295		
	HD208PT ¹	HD208PT ¹		386590A ⁴			
FH4	6552 - 6521	6375 - 6321					
				GMC			
Bearings				Oil Bath Seal		Grease Seal	
Line No.	Inner Cone-Cup	Outer Cone-Cup	BRG Pilot	Inner	Tool Adapter	Inner	Outer
GM1	594A - 592A	580 - 572	RD416	370003A	RD305	415351	
	HD203 ¹	HD206 ¹		380003A ⁴			
GM2	663 - 653	HM212049 - HM212011	RD410	(Hub Mount) 370036A	RD308		
	HD207 ¹	HD200 ¹		380036A ⁴			
	663PT ² - 653PT ²	HM212049PT ² - HM212011PT ²		(Spindle Mount) 370349A	RD295		
	HD207PT ¹	HD200PT ¹					
				Hadco			
Bearings				Oil Bath Seal		Grease Seal	
Line No.	Inner Cone-Cup	Outer Cone-Cup	BRG Pilot	Inner	Tool Adapter	Inner	Outer
HD1	3578 - 3525	15123 - 15245					
HD2	JLM104948 - JLM104910	15123 - 15245				413247	
HD3	JLM710949 - JLM710910	25590 - 25520				455144	
HD4	24780 - 24720	15123 - 15245					
				Hammerblow			
Bearings				Oil Bath Seal		Grease Seal	
Line No.	Inner Cone-Cup	Outer Cone-Cup	BRG Pilot	Inner	Tool Adapter	Inner	Outer
HM1	3984 - 3920	462 - 453X	RD406	370046A	RD273		
				Hayes			
Bearings				Oil Bath Seal		Grease Seal	
Line No.	Inner Cone-Cup	Outer Cone-Cup	BRG Pilot	Inner	Tool Adapter	Inner	Outer
HY1	28580 - 28521	25580 - 25520					
HY2	28580 - 28521	02420 - 02475					
HY3	(General Duty)(99 Spindle) 28580 - 28521	25580 - 25520					
	(Heavy Duty)(120 Spindle) JM511946 - JM511910	JM205149 - JM205110	RD405	370014A	RD273		

¹ Matched Bearing Set ² Premium Through-Hardened (PT) ⁴ PTFE

Trailer, Tag And Pusher Axles



Hayes (Cont'd)				Oil Bath Seal		Grease Seal	
Line No.	Inner Cone-Cup	Outer Cone-Cup	BRG Pilot	Inner	Tool Adapter	Inner	Outer
HY4	JM511946 - JM511910	JM205149 - JM205110	RD405	370014A	RD273		
HY5	39590 - 39520 HD210 ¹	JM205149 - JM205110	RD406	370014A	RD273		
Hendrickson				Oil Bath Seal		Grease Seal	
Line No.	Inner Cone-Cup	Outer Cone-Cup	BRG Pilot	Inner	Tool Adapter	Inner	Outer
HE1	(HN Spindle) HM218248 - HM218210 HD201 ¹	HM212049 - HM212011 HD200 ¹	RD413	(Hub Mount) 370025A	RD306		
	HM218248PT ² - HM218210PT ² HD201PT ¹	HM212049PT ² - HM212011PT ² HD200PT ¹ AX16-2625 ³		(Spindle Mount) 380025A ⁴ 386025A ⁴	RD386		
	(HP Spindle) HM518445 - HM518410 HD208 ¹	HM518445 - HM518410 HD208 ¹	RD412	(Hub Mount) 370065A	RD310		
	HM518445PT ² - HM518410PT ² HD208PT ¹	HM518445PT ² - HM518410PT ² HD208PT ¹ AX12-3480 ³		(Spindle Mount) 380065A ⁴ 376590A	RD295		
				386590A ⁴			
Ingersoll				Oil Bath Seal		Grease Seal	
Line No.	Inner Cone-Cup	Outer Cone-Cup	BRG Pilot	Inner	Tool Adapter	Inner	Outer
IN1	HM212049 - HM212011 HD200 ¹	3782 - 3720 HD205 ¹	RD406	370001A	RD307	6638S	
	HM212049PT ² - HM212011PT ² HD200PT ¹			380001A ⁴			
IN2	567 - 563 HD216 ¹	528 - 522	RD408				

¹ Matched Bearing Set ² Premium Through-Hardened (PT) ³ Axilok® Spindle Nut ⁴ PTFE

				Ingersoll (Cont'd)			
Bearings				Oil Bath Seal		Grease Seal	
Line No.	Inner Cone-Cup	Outer Cone-Cup	BRG Pilot	Inner	Tool Adapter	Inner	Outer
IN3	(3.250" Inner Brg. Bore) 663 - 653	HM212049 - HM212011	RD410	(3.250" Inner Brg. Bore)(Hub Mount) 370036A	RD308		
	HD207 ¹	HD200 ¹		380036A ⁴			
	663PT ² - 653PT ²	HM212049PT ² - HM212011PT ²		(3.250" Inner Brg. Bore)(Spindle Mount) 370349A	RD295		
	HD207PT ¹ (3.375" Inner Brg. Bore) 665A - 653	HM212049 - HM212011	RD411				
	HD200 ¹						
	HM212049PT ² - HM212011PT ²						
	HD200PT ¹						
IN4	663 - 653	HM212049 - HM212011	RD410	(Hub Mount) 370036A	RD308		
	HD207 ¹	HD200 ¹		380036A ⁴			
	663PT ² - 653PT ²	HM212049PT ² - HM212011PT ²		(Spindle Mount) 370349A	RD295		
	HD207PT ¹	HD200PT ¹					
	AX16-2625 ³						
IN5	759 - 752	740 - 742	RD412	370192A	RD286		
		AX16-2625 ³					
IN6	HM218248 - HM218210	HM212049 - HM212011	RD413	(Hub Mount) 370025A	RD306		
	HD201 ¹	HD200 ¹		380025A ⁴			
	HM218248PT ² - HM218210PT ²	HM212049PT ² - HM212011PT ²		(Spindle Mount) 386025A ⁴	RD386		
	HD201PT ¹	HD200PT ¹					
	AX16-2625 ³						
IN7	HM218248 - HM218210	33213	RD413	(Hub Mount) 370025A	RD306		
	HD201 ¹			380025A ⁴			
	HM218248PT ² - HM218210PT ²			(Spindle Mount) 386025A ⁴	RD386		
	HD201PT ¹						
IN8	749 - 742	643 - 632	RD419	370107A	RD285		
		AX16-2625 ³					
IN9	HM518445 - HM518410	HM518445 - HM518410	RD412	(Hub Mount) 370065A	RD310		
	HD208 ¹	HD208 ¹		380065A ⁴			
	HM518445PT ² - HM518410PT ²	HM518445PT ² - HM518410PT ²		(Spindle Mount) 376590A	RD295		
	HD208PT ¹	HD208PT ¹		386590A ⁴			
	AX12-3480 ³						

¹ Matched Bearing Set ² Premium Through-Hardened (PT) ³ Axilok® Spindle Nut ⁴ PTFE

Trailer, Tag And Pusher Axles



Ingersoll (Cont'd)				Oil Bath Seal		Grease Seal	
Bearings				Inner	Tool Adapter	Inner	Outer
Line No.	Inner Cone-Cup	Outer Cone-Cup	BRG Pilot				
IN10	759 - 752	740 - 742 AX16-2625 ³	RD412	370192A	RD286		
IN11		AX12-3480 ³					
International (See Navistar)				Oil Bath Seal		Grease Seal	
Bearings				Inner	Tool Adapter	Inner	Outer
Line No.	Inner Cone-Cup	Outer Cone-Cup	BRG Pilot				
Kay-Brunner				Oil Bath Seal		Grease Seal	
Bearings				Inner	Tool Adapter	Inner	Outer
Line No.	Inner Cone-Cup	Outer Cone-Cup	BRG Pilot				
KB1	663 - 653 HD207 ¹ 663PT ² - 653PT ² HD207PT ¹	HM212049 - HM212011 HD200 ¹ HM212049PT ² - HM212011PT ² HD200PT ¹	RD410	(Hub Mount) 370036A 380036A ⁴ (Spindle Mount) 370349A	RD308 RD295		
KB2	759 - 752	740 - 742	RD412	370057A	RD289		
KB3	HM218248 - HM218210 HD201 ¹ HM218248PT ² - HM218210PT ² HD201PT ¹	HM212049 - HM212011 HD200 ¹ HM212049PT ² - HM212011PT ² HD200PT ¹	RD413	(Hub Mount) 370025A 380025A ⁴ (Spindle Mount) 386025A ⁴	RD306 RD386		
KB4	560 - 552A	* 419 - 414	RD406				
KB5	749 - 742	HM212049 - HM212011 HD200 ¹ HM212049PT ² - HM212011PT ² HD200PT ¹	RD419				
KB6	861 - 854	740 - 742	RD417				
KB7	938 - 932	861 - 854					
KB8	95525 - 95925	67390 - 67320					
KB9	93800 - 93125	93708 ⁵ - 93125					

¹ Matched Bearing Set ² Premium Through-Hardened (PT) ³ Axilok® Spindle Nut ⁴ PTFE

				Kelsey-Hayes			
Bearings				Oil Bath Seal		Grease Seal	
Line No.	Inner Cone-Cup	Outer Cone-Cup	BRG Pilot	Inner	Tool Adapter	Inner	Outer
KH1	JM511946 - JM511910	JM205149 - JM205110	RD405	370014A	RD273		
				Kershaw			
Bearings				Oil Bath Seal		Grease Seal	
Line No.	Inner Cone-Cup	Outer Cone-Cup	BRG Pilot	Inner	Tool Adapter	Inner	Outer
KE1	567 - 563 HD216 ¹	528 - 522	RD408	370002A	RD277		
KE2	663 - 653 HD207 ¹ 663PT ² - 653PT ² HD207PT ¹	HM212049 - HM212011 HD200 ¹ HM212049PT ² - HM212011PT ² HD200PT ¹	RD410	(Hub Mount) 370036A 380036A ⁴ (Spindle Mount) 370349A	RD308 RD295		
KE3	HM218248 - HM218210 HD201 ¹ HM218248PT ² - HM218210PT ² HD201PT ¹	HM212049 - HM212011 HD200 ¹ HM212049PT ² - HM212011PT ² HD200PT ¹	RD413	(Hub Mount) 370025A 380025A ⁴ (Spindle Mount) 386025A ⁴	RD306 RD386		
KE4	749 - 742	643 - 632	RD419	370107A	RD285		
KE5	759 - 752	740 - 742	RD412	370192A	RD286		
KE6	780 - 772	6580 - 6535	RD417				
KE7	*896 - 892	6580 - 6535					
				Meritor			
Bearings				Oil Bath Seal		Grease Seal	
Line No.	Inner Cone-Cup	Outer Cone-Cup	BRG Pilot	Inner	Tool Adapter	Inner	Outer
MR1	495AX - 493	3984 - 3920	RD418	370008A	RD281	6270	
MR2	663 - 653 HD207 ¹ 663PT ² - 653PT ² HD207PT ¹	HM212049 - HM212011 HD200 ¹ HM212049PT ² - HM212011PT ² HD200PT ¹ AX16-2625 ³	RD410	(Hub Mount) 370036A 380036A ⁴ (Spindle Mount) 370349A	RD308 RD295		

¹ Matched Bearing Set ² Premium Through-Hardened (PT) ³ Axilok® Spindle Nut ⁴ PTFE

Trailer, Tag And Pusher Axles



Meritor (Cont'd)				Oil Bath Seal		Grease Seal		
Line No.	Bearings		BRG Pilot	Inner	Tool Adapter	Inner	Outer	
	Inner Cone-Cup	Outer Cone-Cup						
MR3	665A - 653	HM212049 - HM212011	RD411	(Hub Mount) 370037A	RD286			
		HD200 ¹		(Spindle Mount) 370338A				RD295
		HM212049PT ² - HM212011PT ²						
		HD200PT ¹						
		AX16-2625 ³						
MR4	*52410 - 52637	596 - 592A		370004A/AR20	RD289			
MR5	HM218248 - HM218210	HM212049 - HM212011	RD413	(Hub Mount) 370025A	RD306			
		HD201 ¹		380025A ⁴				
		HM218248PT ² - HM218210PT ²		(Spindle Mount) 386025A ⁴				RD386
		HD201PT ¹						
		AX16-2625 ³						
MR6	594A - 592A	580 - 572	RD416	370003A	RD305	415351		
		HD203 ¹		HD206 ¹	380003A ⁴			
MR7	HM518445 - HM518410	HM518445 - HM518410	RD412	(Hub Mount) 370065A	RD310			
		HD208 ¹		380065A ⁴				
		HM518445PT ² - HM518410PT ²		HM518445PT ² - HM518410PT ²				
		HD208PT ¹		HD208PT ¹				
MR8	594A - 592A	HM516449 - HM516410	RD416	370003A	RD305	5481		
		HD203 ¹		HD212 ¹	380003A ⁴			
MR9	567 - 563	528 - 522	RD408	370013A	RD274			
		HD216 ¹						
MR10	749 - 742	643 - 632	RD419	370107A	RD285			
MR11	594 - 592A	643 - 632	RD416	370107A	RD285			
MR12	598A - 592A	575 - 572	RD415	370003A	RD305			
		HD204 ¹		380003A ⁴				
MR13	(3.672" Cup O.D.) HM212047 - HM212011	3779 - 3720	RD404	370012A	RD301			
		HD202 ¹						
		(4.125" Cup O.D.) HM212047 - HM212011		45282 - 45220	RD404			
		HD202 ¹						

¹ Matched Bearing Set ² Premium Through-Hardened (PT) ³ Axilok® Spindle Nut ⁴ PTFE

				Moss Gear			
Bearings				Oil Bath Seal		Grease Seal	
Line No.	Inner Cone-Cup	Outer Cone-Cup	BRG Pilot	Inner	Tool Adapter	Inner	Outer
MO1	HM218248 - HM218210	HM212049 - HM212011	RD413	(Hub Mount) 370025A	RD306		
	HD201 ¹	HD200 ¹		380025A ⁴			
	HM218248PT ² - HM218210PT ²	HM212049PT ² - HM212011PT ²		(Spindle Mount) 386025A ⁴	RD386		
	HD201PT ¹	HD200PT ¹					
		AX16-2625 ³					
				Nabors Trailer			
Bearings				Oil Bath Seal		Grease Seal	
Line No.	Inner Cone-Cup	Outer Cone-Cup	BRG Pilot	Inner	Tool Adapter	Inner	Outer
NB1	663 - 653	HM212049 - HM212011	RD410	(Hub Mount) 370036A	RD308		
	HD207 ¹	HD200 ¹		380036A ⁴			
	663PT ² - 653PT ²	HM212049PT ² - HM212011PT ²		(Spindle Mount) 370349A	RD295		
	HD207PT ¹	HD200PT ¹					
				Navistar			
Bearings				Oil Bath Seal		Grease Seal	
Line No.	Inner Cone-Cup	Outer Cone-Cup	BRG Pilot	Inner	Tool Adapter	Inner	Outer
NV1	594A - 592A	580 - 572	RD416	370021A	RD327	415351	
	HD203 ¹	HD206 ¹					
NV2	567 - 563	528 - 522	RD408	370013A	RD274		
	HD216 ¹						
NV3	663 - 653	HM212049 - HM212011	RD410	(Hub Mount) 370036A	RD308		
	HD207 ¹	HD200 ¹		380036A ⁴			
	663PT ² - 653PT ²	HM212049PT ² - HM212011PT ²		(Spindle Mount) 370349A	RD295		
	HD207PT ¹	HD200PT ¹					
NV4	557A - 553X	3782 - 3720	RD403	370021A	RD327	415351	
		HD205 ¹					
NV5	663 - 653	HM212049 - HM212011	RD410	(Exc. Gunite 81012)(Hub Mount) 370037A	RD286		
	HD207 ¹	HD200 ¹		(Exc. Gunite 81012)(Spindle Mount) 370338A	RD295		
	663PT ² - 653PT ²	HM212049PT ² - HM212011PT ²		(Gunite 81012) 370022A	RD314		
	HD207PT ¹	HD200PT ¹		380022A ⁴			

¹ Matched Bearing Set ² Premium Through-Hardened (PT) ³ Axilok® Spindle Nut ⁴ PTFE

Trailer, Tag And Pusher Axles



Navistar (Cont'd)				Oil Bath Seal		Grease Seal	
Line No.	Inner Cone-Cup	Outer Cone-Cup	BRG Pilot	Inner	Tool Adapter	Inner	Outer
NV6	598A - 592A	580 - 572	RD415	(4.500" Shaft) 370021A	RD327	(4.500" Shaft) 415351	
	HD204 ¹	HD206 ¹		(4.765" Shaft) 370003A	RD305		
				380003A ⁴			
Palmer				Oil Bath Seal		Grease Seal	
Line No.	Inner Cone-Cup	Outer Cone-Cup	BRG Pilot	Inner	Tool Adapter	Inner	Outer
PA1	663 - 653	560 - 553X	RD410	(Hub Mount) 370036A	RD308		
	HD207 ¹			380036A ⁴			
	663PT ² - 653PT ²			(Spindle Mount) 370349A	RD295		
	HD207PT ¹						
Prior				Oil Bath Seal		Grease Seal	
Line No.	Inner Cone-Cup	Outer Cone-Cup	BRG Pilot	Inner	Tool Adapter	Inner	Outer
PR1	JM511946 - JM511910	JM205149 - JM205110	RD405	370014A	RD273		
R.O.R. (See Meritor)				Oil Bath Seal		Grease Seal	
Line No.	Inner Cone-Cup	Outer Cone-Cup	BRG Pilot	Inner	Tool Adapter	Inner	Outer
Rockwell (See Meritor)				Oil Bath Seal		Grease Seal	
Line No.	Inner Cone-Cup	Outer Cone-Cup	BRG Pilot	Inner	Tool Adapter	Inner	Outer
Spencer				Oil Bath Seal		Grease Seal	
Line No.	Inner Cone-Cup	Outer Cone-Cup	BRG Pilot	Inner	Tool Adapter	Inner	Outer
SN1	749 - 742	643 - 632	RD419	370107A	RD285		
SN2	(3.250" Inner Brg. Bore) 663 - 653	HM212049 - HM212011	RD410	(Hub Mount) 370036A	RD308		
	HD207 ¹	HD200 ¹		380036A ⁴			
	663PT ² - 653PT ²	HM212049PT ² - HM212011PT ²		(Spindle Mount) 370349A	RD295		
	HD207PT ¹	HD200PT ¹					

¹ Matched Bearing Set ² Premium Through-Hardened (PT) ⁴ PTFE

				Spicer			
Bearings				Oil Bath Seal		Grease Seal	
Line No.	Inner Cone-Cup	Outer Cone-Cup	BRG Pilot	Inner	Tool Adapter	Inner	Outer
SP1	*28995 - 28920	25580 - 25523		370010A	RD271		
SP2	567 - 563 HD216 ¹	528 - 522	RD408	370002A	RD277		
SP3	HM218248 - HM218210 HD201 ¹ HM218248PT ² - HM218210PT ² HD201PT ¹	HM212049 - HM212011 HD200 ¹ HM212049PT ² - HM212011PT ² HD200PT ¹ AX16-2625 ³	RD413	(Hub Mount) 370025A 380025A ⁴ (Spindle Mount) 386025A ⁴	RD306 RD386		
SP4	HM518445 - HM518410 HD208 ¹ HM518445PT ² - HM518410PT ² HD208PT ¹	HM518445 - HM518410 HD208 ¹ HM518445PT ² - HM518410PT ² HD208PT ¹	RD412	(Hub Mount) 370065A 380065A ⁴ (Spindle Mount) 376590A 386590A ⁴	RD310 RD295		
SP5	759 - 752	740 - 742	RD412	370192A	RD286		
SP6	787 ⁵ - 772	6580 - 6535	RD413	(Hub Mount) 370025A 380025A ⁴ (Spindle Mount) 386025A ⁴	RD306 RD386		
SP7	896 ⁵ - 892	6580 - 6535					
SP8	663 - 653 HD207 ¹ 663PT ² - 653PT ² HD207PT ¹	HM212049 - HM212011 HD200 ¹ HM212049PT ² - HM212011PT ² HD200PT ¹ AX16-2625 ³	RD410	(Hub Mount) 370036A 380036A ⁴ (Spindle Mount) 370349A	RD308 RD295		
SP9	665A - 653	HM212049 - HM212011 HD200 ¹ HM212049PT ² - HM212011PT ² HD200PT ¹ AX16-2625 ³	RD411	(Hub Mount) 370037A (Spindle Mount) 370338A	RD286 RD295		

¹ Matched Bearing Set ² Premium Through-Hardened (PT) ³ Axilok® Spindle Nut ⁴ PTFE

Trailer, Tag And Pusher Axles



Spicer (Cont'd)				Oil Bath Seal		Grease Seal	
Line No.	Bearings		BRG Pilot	Inner	Tool Adapter	Inner	Outer
	Inner Cone-Cup	Outer Cone-Cup					
SP10	HM218248 - HM218210	HM212049 - HM212011	RD413	(Hub Mount) 370025A	RD306		
	HD201 ¹	HD200 ¹		380025A ⁴			
	HM218248PT ² - HM218210PT ²	HM212049PT ² - HM212011PT ²		(Spindle Mount) 386025A ⁴			
	HD201PT ¹	HD200PT ¹		RD386			
		AX16-2625 ³					
SP11	567 - 563	528 - 522	RD408	370002A	RD277		
	HD216 ¹						
SP12	HM212044 - HM212011	3782 - 3720	RD403	370001A	RD307		
		HD205 ¹					
SP13	760 - 752	749 - 742	RD414	370004A	RD289		
SP14	594A - 592A	580 - 572	RD416	370003A	RD305		
	HD203 ¹	HD206 ¹					
SP15	749 - 742	643 - 632	RD419	370107A	RD285		
SP16	557A - 553X	3782 - 3720	RD403	370021A	RD327		
		HD205 ¹					
SP17	593 - 592A	65390 - 65320	RD412				
SP18	641 - 633	527 - 522	RD406				
SP19	HM518445 - HM518410	HM518445 - HM518410	RD412	(Hub Mount) 370065A	RD310		
	HD208 ¹	HD208 ¹		380065A ⁴			
	HM518445PT ² - HM518410PT ²	HM518445PT ² - HM518410PT ²		(Spindle Mount) 376590A			
	HD208PT ¹	HD208PT ¹		RD295			
				386590A ⁴			
SP20	598A - 592A	575 - 572	RD415	370003A	RD305		
	HD204 ¹						

Standard Forge				Oil Bath Seal		Grease Seal	
Line No.	Bearings		BRG Pilot	Inner	Tool Adapter	Inner	Outer
	Inner Cone-Cup	Outer Cone-Cup					
SF1	28995 ⁵ - 28920	25580 - 25523		370010A	RD271		
SF2	560S - 552A	419 ⁵ - 414		370029A	RD274		
SF3	567 - 563	528 - 522	RD408	370002A	RD277		
	HD216 ¹						

¹ Matched Bearing Set ² Premium Through-Hardened (PT) ³ Axilok® Spindle Nut ⁴ PTFE

				Standard Forge (Cont'd)			
Bearings				Oil Bath Seal		Grease Seal	
Line No.	Inner Cone-Cup	Outer Cone-Cup	BRG Pilot	Inner	Tool Adapter	Inner	Outer
SF4	663 - 653	HM212049 - HM212011	RD410	(Hub Mount) 370036A	RD308		
	HD207 ¹	HD200 ¹		380036A ⁴			
	663PT ² - 653PT ²	HM212049PT ² - HM212011PT ²		(Spindle Mount) 370349A	RD295		
	HD207PT ¹	HD200PT ¹					
SF5	749 - 742	643 - 632	RD419	370107A	RD285		
SF6	HM218248 - HM218210	HM212049 - HM212011	RD413	(Hub Mount) 370025A	RD306		
	HD201 ¹	HD200 ¹		380025A ⁴			
	HM218248PT ² - HM218210PT ²	HM212049PT ² - HM212011PT ²		(Spindle Mount) 386025A ⁴	RD386		
	HD201PT ¹	HD200PT ¹					
SF7	759 - 752	740 - 742	RD412	370192A	RD286		
SF8	780 - 772	6580 - 6535	RD417				
SF9	787 ⁵ - 772	6580 - 6535	RD425				
SF10	896 ⁵ - 892	6580 - 6535					
SF11	39250 - 39412	4395 ⁵ - 4335	RD404	370002A	RD277		
SF12	663 - 653	560 - 553X	RD410	(Hub Mount) 370036A	RD308		
	HD207 ¹			380036A ⁴			
	663PT ² - 653PT ²			(Spindle Mount) 370349A	RD295		
	HD207PT ¹						
SF13	580 - 572	HM212049 - HM212011	RD410				
	HD206 ¹	HD200 ¹					
		HM212049PT ² - HM212011PT ²					
		HD200PT ¹					
SF14	580 - 572	560 - 553X	RD410				
	HD206 ¹						

¹ Matched Bearing Set ² Premium Through-Hardened (PT) ⁴ PTFE

Trailer, Tag And Pusher Axles



Trunnion				Oil Bath Seal		Grease Seal	
Line No.	Bearings		BRG Pilot	Inner	Tool Adapter	Inner	Outer
	Inner Cone-Cup	Outer Cone-Cup					
TR1	663 - 653	HM212049 - HM212011	RD410	(Hub Mount) 370036A	RD308		
	HD207 ¹	HD200 ¹		380036A ⁴			
	663PT ² - 653PT ²	HM212049PT ² - HM212011PT ²	(Spindle Mount) 370349A	RD295			
	HD207PT ¹	HD200PT ¹					
Volvo				Oil Bath Seal		Grease Seal	
Line No.	Bearings		BRG Pilot	Inner	Tool Adapter	Inner	Outer
	Inner Cone-Cup	Outer Cone-Cup					
VO1	594A - 592A	580 - 572	RD416	370021A	RD327	415351	
	HD203 ¹	HD206 ¹					
Westport				Oil Bath Seal		Grease Seal	
Line No.	Bearings		BRG Pilot	Inner	Tool Adapter	Inner	Outer
	Inner Cone-Cup	Outer Cone-Cup					
WE1	HM218248 - HM218210	HM212049 - HM212011	RD413	(Hub Mount) 370025A	RD306		
	HD201 ¹	HD200 ¹		380025A ⁴			
	HM218248PT ² - HM218210PT ²	HM212049PT ² - HM212011PT ²	(Spindle Mount) 386025A ⁴	RD386			
	HD201PT ¹	HD200PT ¹	AX16-2625 ³				
WE2	39581 - 39520	3585 - 3520	RD402				

¹ Matched Bearing Set ² Premium Through-Hardened (PT) ³ Axilok® Spindle Nut ⁴ PTFE

				Clark			
Bearings				Oil Bath Seal		Grease Seal	
Line No.	Inner Cone-Cup	Outer Cone-Cup	BRG Pilot	Inner	Tool Adapter	Inner	Outer
CL1	2788 - 2726	1380 - 1328					
CL2	26882 - 26822	15101 - 15250					
CL3	593 - 592A	56418 - 56650	RD412				
				Coleman			
Bearings				Oil Bath Seal		Grease Seal	
Line No.	Inner Cone-Cup	Outer Cone-Cup	BRG Pilot	Inner	Tool Adapter	Inner	Outer
CO1	36690 - 36620	36690 - 36620					
				Dana (See Spicer)			
Bearings				Oil Bath Seal		Grease Seal	
Line No.	Inner Cone-Cup	Outer Cone-Cup	BRG Pilot	Inner	Tool Adapter	Inner	Outer
				Dodge			
Bearings				Oil Bath Seal		Grease Seal	
Line No.	Inner Cone-Cup	Outer Cone-Cup	BRG Pilot	Inner	Tool Adapter	Inner	Outer
DT1	LM603049 - LM603011 A-37 ¹	15101 - 15245				493291	
DT2	25590 - 25520	14116 - 14276	RD427			3210	
DT3	45284 - 45220	2780 - 2720	RD400	(Exc. Anti-Skid) 370001A 380001A ⁴ (Anti-Skid) 370132A	RD307 RD297	(Exc. Anti-Skid) 6780S	
DT4	39581 - 39520	3585 - 3525	RD402	(Anti-Skid) 370132A (Exc. Anti-Skid) 370001A 380001A ⁴	RD297 RD307	(Exc. Anti-Skid) 6638S	
DT5	HM212044 - HM212011	3585 - 3525	RD403	370001A 380001A ⁴	RD307		
DT6	HM212047 - HM212011 HD202 ¹	3585 - 3525	RD404	370001A 380001A ⁴	RD307		
DT7	6386 - 6320	537 - 532A	RD406	370008A	RD281		

¹ Matched Bearing Set ⁴ PTFE

Front Axles



Dodge (Cont'd)				Oil Bath Seal		Grease Seal	
Line No.	Inner Cone-Cup	Outer Cone-Cup	BRG Pilot	Inner	Tool Adapter	Inner	Outer
DT8	(Air Over Hydraulic Disc Brakes) 6461A - 6420	3979 - 3920	RD418	(Air Over Hydraulic Disc Brakes) 370182A	RD304		
	HD218 ¹ (Exc. Air Over Hydraulic Disc Brakes) 6461A - 6420	555S - 552A	RD418	(Exc. Air Over Hydraulic Disc Brakes) 370048A	RD286		
	HD218 ¹	HD217 ¹		380048A ⁴	RD329		
Eaton (See Spicer)				Oil Bath Seal		Grease Seal	
Line No.	Inner Cone-Cup	Outer Cone-Cup	BRG Pilot	Inner	Tool Adapter	Inner	Outer
Fabco				Oil Bath Seal		Grease Seal	
Line No.	Inner Cone-Cup	Outer Cone-Cup	BRG Pilot	Inner	Tool Adapter	Inner	Outer
FA1	HM218248 - HM218210	42687 - 42620	RD413	370192A	RD286		
	HD201 ¹ HM218248PT ² - HM218210PT ² HD201PT ¹						
FA2	HM218248 - HM218210		RD413				
	HD201 ¹ HM218248PT ² - HM218210PT ² HD201PT ¹						
Ford				Oil Bath Seal		Grease Seal	
Line No.	Inner Cone-Cup	Outer Cone-Cup	BRG Pilot	Inner	Tool Adapter	Inner	Outer
FO1	3778 - 3720	25877 - 25820				2222	
FO2	45284 - 45220	25877 - 25820	RD400	370132A	RD297		
FO3	39581 - 39520	3585 - 3525	RD402	370132A	RD297		
FO4	45284 - 45220	25880 - 25820	RD400	(2.875" Shaft) 370054A (3.500" Shaft) 370132A	RD271 RD297		
FO5	39581 - 39520	3585 - 3525	RD402	(4.543" O.D.) 370132A (4.842" O.D.) 370001A	RD297 RD307		
				380001A ⁴			
FO6	45284 - 45220	25877 - 25820	RD400	370054A	RD271		

¹ Matched Bearing Set ² Premium Through-Hardened (PT) ⁴ PTFE

				Ford (Cont'd)			
Bearings				Oil Bath Seal		Grease Seal	
Line No.	Inner Cone-Cup	Outer Cone-Cup	BRG Pilot	Inner	Tool Adapter	Inner	Outer
FO7	45284 - 45220	25880 - 25820	RD400	370001A 380001A ⁴	RD307		
FO8	25590 - 25520	14125A - 14274	RD427			44052	
FO9	45284 - 45220	25880 - 25820	RD400	370132A	RD297		
FO10	6461A - 6420 HD218 ¹	3979 - 3920	RD418	370182A	RD304		
FO11	39590 - 39520 HD210 ¹	387S - 382	RD406			416047	
FO12	(To 1968) 3778 - 3720 (From 1969) 45284 - 45220	25877 - 25820	RD400	370054A	RD271	6780S 7780N	
FO13	(To 4/92) HM212047 - HM212011 HD202 ¹ (From 4/92) HM212049 - HM212011 HD200 ¹ HM212049PT ² - HM212011PT ² HD200PT ¹	3782 - 3720	RD404 RD406	370001A 380001A ⁴	RD307	9339S	
FO14	6461A - 6420 HD218 ¹	555S - 552A HD217 ¹	RD418	370182A	RD304		
FO15	LM102949 - LM102910	15101 - 15245				4160	
				FWD			
Bearings				Oil Bath Seal		Grease Seal	
Line No.	Inner Cone-Cup	Outer Cone-Cup	BRG Pilot	Inner	Tool Adapter	Inner	Outer
FW1	567 - 563 HD216 ¹	33275 - 33462	RD408			455027	
FW2	749 - 742	47686 - 47620 HD209 ¹	RD419				
				GMC			
Bearings				Oil Bath Seal		Grease Seal	
Line No.	Inner Cone-Cup	Outer Cone-Cup	BRG Pilot	Inner	Tool Adapter	Inner	Outer
GM1	JF7049A ⁵ - JF7010 ⁵	JM205110 - JM205149	RD422	370212A	RD317		
GM2	JM205149 - JM205110	32207	RD420	370199A	RD315		

¹ Matched Bearing Set ² Premium Through-Hardened (PT) ⁴ PTFE ⁵ Not a Stock Item, Check for Availability

Front Axles



GMC (Cont'd)				Oil Bath Seal		Grease Seal	
Line No.	Bearings		BRG Pilot	Inner	Tool Adapter	Inner	Outer
	Inner Cone-Cup	Outer Cone-Cup					
GM3	33212	33208		370211A	RD316		
GM4	45284 - 45220	2796 - 2720	RD400	370145A	RD302	8976S	
GM5	39581 - 39520	26878 - 26820	RD402	370018A	RD275		
GM6	HM212047 - HM212011 HD202 ¹	45282 - 45220	RD404	(To 1985) 370012A (From 1985) (Wheel Lock Control) 370011A	RD301 RD279		
GM7	6386A ⁵ - 6320	537 - 532A	RD406	370015A	RD282		
GM8	32210	32207				474230	
GM9	513046	513045				710087	
GM10	HM212047 - HM212011 HD202 ¹	4388 - 4335	RD404			710088	
GM11	H414245A - H414210	513047				710084	
GM12	HM212047 - HM212011 HD202 ¹	3782 - 3720 HD205 ¹	RD404	370001A 380001A ⁴	RD307	6638S	
GM13	756A - 752	HM212046 - HM212011	RD409	370007A	RD289		
GM14	HM212044 - HM212011	3782 - 3720 HD205 ¹	RD403	370001A 380001A ⁴	RD307	6638S	
GM15	HM212049 - HM212011 HD200 ¹ HM212049PT ² - HM212011PT ² HD200PT ¹	3782 - 3720 HD205 ¹	RD406	370001A 380001A ⁴	RD307	6638S	
GM16	6461A - 6420 HD218 ¹	555S - 552A HD217 ¹	RD418	370182A	RD304		
GM17	756A - 752	HM212047 - HM212011 HD202 ¹	RD409	370057A	RD289	417491	
GM18	39581 - 39520	3585 - 3525	RD402	370132A	RD297		

¹ Matched Bearing Set ² Premium Through-Hardened (PT) ⁴ PTFE

				International (See Navistar)			
Bearings				Oil Bath Seal		Grease Seal	
Line No.	Inner Cone-Cup	Outer Cone-Cup	BRG Pilot	Inner	Tool Adapter	Inner	Outer
Bearings				Oil Bath Seal		Grease Seal	
Line No.	Inner Cone-Cup	Outer Cone-Cup	BRG Pilot	Inner	Tool Adapter	Inner	Outer
IZ1	32210	32207				474230	
IZ2	513046	513045				710087	
IZ3	(Air Over Hydraulic Disc Brakes) HM212047 - HM212011 HD202 ¹ (Full Air Brakes) H414245A - H414210	4388 - 4335 513047	RD404			(Air Over Hydraulic Disc Brakes) 710088 (Full Air Brakes) 710084	
IZ4	H414245A - H414210	513047				710084	
IZ5	(11,000 lb. Axle) 33212 (12,000 and 14,600 lb. Axle) JF7049A ⁵ - JF7010 ⁵	33208 JM205110 - JM205149	RD422	(11,000 lb. Axle) 370211A (12,000 and 14,600 lb. Axle) 370212A	RD316 RD317		
IZ6	JM205149 - JM205110	32207	RD420	370199A	RD315		
IZ7	33212	33208		370211A	RD316		
				Iveco			
Bearings				Oil Bath Seal		Grease Seal	
Line No.	Inner Cone-Cup	Outer Cone-Cup	BRG Pilot	Inner	Tool Adapter	Inner	Outer
IV1	30309	30307				227550	
				Mack			
Bearings				Oil Bath Seal		Grease Seal	
Line No.	Inner Cone-Cup	Outer Cone-Cup	BRG Pilot	Inner	Tool Adapter	Inner	Outer
MK1	555S - 552A HD217 ¹	526 - 522	RD402	370011A/AR1	RD279	416125	
MK2	HM813842 ⁵ - HM813810	527 - 522	RD404			455188	
MK3	6454 ⁵ - 6420	621 - 612					
MK4	4595 - 4536	418 - 414A	RD401	370014A/AR5	RD273		

¹ Matched Bearing Set ² Premium Through-Hardened (PT) ⁵ Not a Stock Item, Check for Availability

Front Axles



Mack (Cont'd)				Oil Bath Seal		Grease Seal	
Line No.	Bearings		BRG Pilot	Inner	Tool Adapter	Inner	Outer
	Inner Cone-Cup	Outer Cone-Cup					
MK5	(4.125" Outer Cup O.D.) HM212049 - HM212011	45280 - 45220	RD406	(3.875" Shaft) 370033A/AR12	RD328	(To 7/65) 455188	
	HD200 ¹ HM212049PT ² - HM212011PT ² HD200PT ¹ (4.500" Outer Cup O.D.) 641 - 633	HD219 ¹ 65385 ⁵ - 65320		RD406	(4.040" Shaft) 370198A/AR25	RD312	
MK6	49580 ⁵ - 49520	2790 - 2720				455011	
MK7	(3.375" Outer Cup O.D.) 3982 - 3920	3877 - 3820	RD404	370011A/AR4	RD279	(To 7/65) 416125	
	(4.000" Outer Cup O.D.) 559 - 552A	526 - 522	RD404				
MK8	639 - 633	65385 ⁵ - 65320	RD404			(To 7/65) 455188	
MK9	(To 1969) 4595 - 4536	418 - 414A	RD401	(To 1969) 370014A/AR5	RD273		
	(From 1969 to 6/71) 39578 ⁵ - 39520	25572 - 25520	RD401	(From 1969 to 6/71) 370014A/AR13	RD273		
	(From 6/71) 39585 - 39520	25572 - 25520	RD404	(From 6/71) 370014A/AR13	RD273		
MK10	HM212049 - HM212011	45280 - 45220	RD406	(3.875" Axle Ring O.D.) 370033A/AR12	RD328		
	HD200 ¹	HD219 ¹					
	HM212049PT ² - HM212011PT ² HD200PT ¹			(4.04" Axle Ring O.D.) 370198A/AR25	RD312		
MK11	(4.125" Outer Cup O.D.) 5760 - 5735	45287 - 45220	RD418	370020A/AR10	RD286		
	(4.750" Outer Cup O.D.) 6461 - 6420	621 - 612	RD418				
MK12	(4.330" Outer Cup O.D.) 6461A - 6420	3979 - 3920	RD418	(Air Over Hydraulic Disc Brakes) 370182A	RD304		
	HD218 ¹ (4.813" Outer Cup O.D.) 6461A - 6420	555S - 552A		(Exc. Air Over Hydraulic Disc Brakes) 370048A	RD286		
	HD218 ¹	HD217 ¹	RD418	380048A ⁴	RD329		
MK13	(Disc Wheels) 665 - 652A ⁵	621 - 612	RD411	370020A/AR10	RD286		
	(Spoke Wheels) 665 - 653	4595 - 4535	RD411				
MK14	6461A - 6420	555S - 552A	RD418	(Air Over Hydraulic Disc Brakes) 370182A	RD304		
	HD218 ¹	HD217 ¹		(Exc. Air Over Hydraulic Disc Brakes) 370048A	RD286		
				380048A ⁴	RD329		

¹ Matched Bearing Set ² Premium Through-Hardened (PT) ⁴ PTFE ⁵ Not a Stock Item, Check for Availability

				Mack-Midliner			
Bearings				Oil Bath Seal		Grease Seal	
Line No.	Inner Cone-Cup	Outer Cone-Cup	BRG Pilot	Inner	Tool Adapter	Inner	Outer
MD1	33214	33210				717004	
	(0.9774 Width)						
MD2	33211	32208				717005	
	(1.260 Width)						
	33211	33208					
				Magirus			
Bearings				Oil Bath Seal		Grease Seal	
Line No.	Inner Cone-Cup	Outer Cone-Cup	BRG Pilot	Inner	Tool Adapter	Inner	Outer
MG1	33211	33208				717005	
				Mercedes-Benz			
Bearings				Oil Bath Seal		Grease Seal	
Line No.	Inner Cone-Cup	Outer Cone-Cup	BRG Pilot	Inner	Tool Adapter	Inner	Outer
MB1	559 - 552A	33207	RD404			417967	
MB2	30312	32307 ⁵					
MB3	33213	33208					
				Meritor			
Bearings				Oil Bath Seal		Grease Seal	
Line No.	Inner Cone-Cup	Outer Cone-Cup	BRG Pilot	Inner	Tool Adapter	Inner	Outer
MR1	45284 - 45220	2780 - 2720	RD400	(To 9/72) 370010A (From 9/72) 370054A	RD271	6780S	
MR2	39581 - 39520	3585 - 3525 AX12-1500 ³	RD402	370001A 380001A ⁴	RD307	6638S	
MR3	557A - 553X	3782 - 3720 HD205 ¹ AX12-1500 ³	RD403	370001A 380001A ⁴	RD307	6638S	
MR4	HM212047 - HM212011 HD202 ¹	3782 - 3720 HD205 ¹ AX12-1500 ³	RD404	370001A 380001A ⁴	RD307	6638S	
MR5	6386 - 6320	537 - 532A	RD406	370008A	RD281		
MR6	6461A - 6420 HD218 ¹	555S - 552A HD217 ¹	RD418	(Air Over Hydraulic Disc Brakes) 370182A (Exc. Air Over Hydraulic Disc Brakes) 370048A 380048A ⁴	RD304 RD286 RD329		
MR7	HH221449 - HH221410	749 - 742	RD417			8635S	

¹ Matched Bearing Set ³ Axilok® Spindle Nut ⁴ PTFE ⁵ Not a Stock Item, Check for Availability

Front Axles



Meritor (Cont'd)				Oil Bath Seal		Grease Seal	
Line No.	Bearings		BRG Pilot	Inner	Tool Adapter	Inner	Outer
	Inner Cone-Cup	Outer Cone-Cup					
MR8	(2.563" Inner Cone I.D.) 6379 - 6320	557S - 552A	RD405	370066A/AR11	RD282	455513	
	(2.625" Inner Cone I.D.),(.17" Cone I.D.) 6386 - 6320	557S - 552A	RD406				
	(2.625" Inner Cone I.D.),(.25" Cone I.D.) 6389 - 6320	557S - 552A	RD406				
MR9	39581 - 39520	3585 - 3525	RD402	370132A	RD297		
MR10	(Exc. Ford and IHC) 756A - 752	HM212046 - HM212011	RD409	(6.375" Wheel Bore) 370007A	RD289		
	(Ford)(IHC) 756A - 752	HM212047 - HM212011	RD409	(6.440" Wheel Bore) 370057A	RD289		
		HD202 ¹					
MR11	756A - 752	HM212047 - HM212011	RD409	370057A	RD289	417491	
		HD202 ¹					
MR12	6379 - 6320	557S - 552A	RD405	370066A/AR11	RD282	455513	
MR13	6379 - 6320	557S - 552A	RD405	370066A	RD282		
MR14	JHM720249 - JHM720210	52375 - 52637				200870	3292
						J1122	JV1138 ⁵
MR15	594 - 592A	498 - 493	RD416				
MR16	6375 ⁵ - 6320	HM807040 - HM807010	RD402	370015A	RD282	416130	
MR17	64450 - 64700	52400 - 52638				475012N	475012N
MR18	623 - 612	460 ⁵ - 453X	RD402			45031S	
MR19	(.17" Inner Cone Face Radius) 6386 - 6320	537 - 532A	RD406	(5.375" Shaft) 370165A/AR12	RD328		
	(.25" Inner Cone Face Radius) 6389 - 6320	537 - 532A	RD406	(5.625" Shaft) 370066A/AR11	RD282		
MR20	3382 - 3320	1779 - 1729X					
MR21	3382 - 3320	2685 ⁵ - 2631					
MR22	3578 - 3525	2689 - 2631					
MR23	HM212049 - HM212011	3782 - 3720	RD406	370001A	RD307		
	HD200 ¹	HD205 ¹		380001A ⁴			
	HM212049PT ² - HM212011PT ²	AX12-1500 ³					
	HD200PT ¹						
MR24	64450 - 64700	HM218248 - HM218210				417365	
		HD201 ¹					
		HM218248PT ² - HM218210PT ²					
		HD201PT ¹					

¹ Matched Bearing Set ² Premium Through-Hardened (PT) ³ Axilok® Spindle Nut ⁴ PTFE

				Meritor (Cont'd)			
Bearings				Oil Bath Seal		Grease Seal	
Line No.	Inner Cone-Cup	Outer Cone-Cup	BRG Pilot	Inner	Tool Adapter	Inner	Outer
MR25	6375 ⁵ - 6320	59175 - 59412	RD402				
MR26	64450 - 64700	52400 - 52637					
MR27	HH221442 - HH221410	749 - 742				200870	3292
MR28	JM207049A - JM207010	25877 - 25820	RD421	370150A	RD272		
MR29	(3.8125" Outer Cup O.D.) 39590 - 39520	387 - 382A	RD406			416332	
	HD210 ¹ (4.1339" Outer Cup O.D.) 39590 - 39520	JLM710949 - JLM710910	RD406				
	HD210 ¹						
				Navistar			
Bearings				Oil Bath Seal		Grease Seal	
Line No.	Inner Cone-Cup	Outer Cone-Cup	BRG Pilot	Inner	Tool Adapter	Inner	Outer
NV1	(11" Brakes) 14130 - 14274	12580 - 12520				7600S	
	(12" Brakes) LM48548 - LM48510	M12649 - M12610					
	A-5 ¹	A-3 ¹					
NV2	LM102949 - LM102910	LM501349 - LM501310				442874	
		A-35 ¹					
NV3	(1.562" Spindle Diameter) 26881 - 26823	15100 - 15245				(1.562" Spindle Diameter) 40316S	
	(1.686" Spindle Diameter) 26884 - 26823	15100 - 15245				(1.686" Spindle Diameter) 40316S	
NV4	LM48548 - LM48510	M12649 - M12610				(1000B, C to 1973)	
	A-5 ¹	A-3 ¹				203006	
NV5	26881 - 26823	1779 - 1729X				5MR71	
NV6	LM501349 - LM501310	LM501349 - LM501310				42101S	
	A-35 ¹	A-35 ¹					
NV7	(Cast Wheels) H715345 - H715311	28682 - 28622	RD407	(Cast Wheels) 370131A	RD319		
	(Disc Wheels) H715345 - H715311	HD213 ¹ 3979 - 3920	RD407	380131A ⁴ (Disc Wheels) 370124A	RD311	(Disc Wheels) 417530	
NV8	(1.562" Spindle Diameter) 26881 - 26823	1779 - 1729X				5MR71	
	(1.686" Spindle Diameter) 26884 - 26823	1779 - 1729X				(1.686" Spindle Diameter)	
NV9	LM603049 - LM603011	LM501349 - LM501310				442380	
	A-37 ¹	A-35 ¹					

¹ Matched Bearing Set ⁴ PTFE

Front Axles



Navistar (Cont'd)				Oil Bath Seal		Grease Seal	
Line No.	Bearings		BRG Pilot	Inner	Tool Adapter	Inner	Outer
	Inner Cone-Cup	Outer Cone-Cup					
NV10	47490 - 47420	395A - 394A	RD407				
NV11	469 - 453X	3780 - 3720	RD402				
NV12	3578 - 3525	2689 - 2620				5MR1008	
NV13	18690 - 18620	LM102949 - LM102910				43290S	
NV14	(To Chassis SB95444, FB11300, 33895 - 33821	3196 - 3120	RD401			5MR1009	
NV15	3778 - 3720	2689 - 2620				455005	
NV16	33895 - 33821	3196 - 3120	RD401	370352A	RD330	5MR1009	
NV17	33895 - 33821	3196 - 3120	RD401	370352A	RD330	5MR1009	
NV18	HM212049 - HM212011 HD200 ¹ HM212049PT ² - HM212011PT ² HD200PT ¹	28682 - 28622 HD213 ¹	RD406	370124A	RD311	417530	
NV19	(3.5433" Inner Cup O.D.) JM205149A - JM205110 (3.7402" Inner Cup O.D.) JM207049A - JM207010	25877 - 25820 25877 - 25820	RD420 RD421	370150A	RD272	455355	
NV20	566 - 563	33269 ⁵ - 33462				416125	
NV21	36690 - 36620	36690 - 36620				473451	
NV22	15123 - 15245	9067 - 9195					
NV23	(Cast Wheels) 641 - 632 (Disc Wheels) 641 - 632	28682 - 28622 HD213 ¹ 3979 - 3920	RD406 RD406	(Cast Wheels) 370131A 380131A ⁴ (Disc Wheels) 370124A	RD319 RD311	(Disc Wheels) 417530	
NV24	H715345 - H715311	555S - 552A HD217 ¹	RD407	370131A 380131A ⁴	RD319		
NV25	18690 - 18620	18685 - 18620				40316S	
NV26	H715345 - H715311	28682 - 28622 HD213 ¹	RD407	370131A 380131A ⁴	RD319		
NV27	47490 - 47420	395A - 394A	RD407				
NV28	539 - 532A	440 ⁵ - 432 ⁵	RD401				
NV29	36990 - 36920	36990 - 36920				413469	
NV30	566 - 563	33269 ⁵ - 33462					

¹ Matched Bearing Set ² Premium Through-Hardened (PT) ⁴ PTFE ⁵ Not a Stock Item, Check for Availability

				Navistar (Cont'd)			
Bearings				Oil Bath Seal		Grease Seal	
Line No.	Inner Cone-Cup	Outer Cone-Cup	BRG Pilot	Inner	Tool Adapter	Inner	Outer
NV31	HM218248 - HM218210 HD201 ¹ HM218248PT ² - HM218210PT ² HD201PT ¹	42687 - 42620	RD413	370192A	RD286		
NV32	JM205149A - JM205110	25877 - 25820	RD420	370150A	RD272	455355	
NV33	39581 - 39520	3585 - 3525	RD402	370001A 380001A ⁴	RD307	6638S	
NV34	756A - 752	HM212047 - HM212011 HD202 ¹	RD409	370007A	RD289		
NV35	6386 - 6320	537 - 532A	RD406	370008A	RD281		
NV36	6461A - 6420 HD218 ¹	555S - 552A HD217 ¹	RD418	(Air Over Hydraulic Disc Brakes) 370182A (Exc. Air Over Hydraulic Disc Brakes) 370048A 380048A ⁴	RD304 RD286 RD329		
NV37	64450 - 64700	HM218248 - HM218210 HD201 ¹ HM218248PT ² - HM218210PT ² HD201PT ¹				417365	
NV38	557A - 553X	3782 - 3720 HD205 ¹	RD403	370001A 380001A ⁴	RD307	6638S	
NV39	(To 10/89) HM212047 - HM212011 HD202 ¹ (From 11/89) HM212049 - HM212011 HD200 ¹ HM212049PT ² - HM212011PT ² HD200PT ¹	3782 - 3720 HD205 ¹ 3782 - 3720 HD205 ¹	RD404 RD406	370001A 380001A ⁴	RD307	(To 10/89) 6638S	
NV40	756A - 752	HM212047 - HM212011	RD409	370057A	RD289	417491	
NV41	71450 - 71750	52400 - 52637				416364	
NV42	JHM720249 - JHM720210	52375 - 52637				200870 J1122	3292 *JV1138

¹ Matched Bearing Set ² Premium Through-Hardened (PT) ⁴ PTFE

Front Axles



Navistar (Cont'd)				Oil Bath Seal		Grease Seal	
Bearings				Inner	Tool Adapter	Inner	Outer
Line No.	Inner Cone-Cup	Outer Cone-Cup	BRG Pilot				
NV43	45284 - 45220	2780 - 2720	RD400	(To 9/72) 370010A (From 9/72) 370054A	RD271 RD271	6780S	
R.O.R. (See Meritor)				Oil Bath Seal		Grease Seal	
Bearings				Inner	Tool Adapter	Inner	Outer
Line No.	Inner Cone-Cup	Outer Cone-Cup	BRG Pilot				
Rockwell (See Meritor)				Oil Bath Seal		Grease Seal	
Bearings				Inner	Tool Adapter	Inner	Outer
Line No.	Inner Cone-Cup	Outer Cone-Cup	BRG Pilot				
Spicer				Oil Bath Seal		Grease Seal	
Bearings				Inner	Tool Adapter	Inner	Outer
Line No.	Inner Cone-Cup	Outer Cone-Cup	BRG Pilot				
SP1	JM205149A - JM205110	25877 - 25820	RD420	370150A	RD272	455355	
SP2	JM207049A - JM207010	25877 - 25820	RD421	370150A	RD272	455355	
SP3	HM212049 - HM212011 HD200 ¹ HM212049PT ² - HM212011PT ² HD200PT ¹	28682 - 28622 HD213 ¹	RD406	370124A	RD311		
SP4	H715345 - H715311	28682 - 28622 HD213 ¹	RD407	370131A 380131A ⁴	RD319		
SP5	(1946-52) 18590 - 18520 (1953-62) 18590 - 18520 (1963-73) LM501349 - LM501310 A-35 ¹	18590 - 18520 18590 - 18520 LM501349 - LM501310 A-35 ¹				(1946-52) 40566S (1953-62) 6626S (1963-73) 8430S	
SP6	(1958-68) 469 - 453X (1969-74) 387A - 382A	28580 - 28521 LM104949 - LM104911 A-38 ¹	RD402 RD402			(1958-68) 411348 (1969-74) 411348	
SP7	LM603049 - LM603011 A-37 ¹	LM501349 - LM501310 A-35 ¹				4250	
SP8	18685 - 18620	18685 - 18620				40316S	

¹ Matched Bearing Set ² Premium Through-Hardened (PT) ⁴ PTFE

				Spicer (Cont'd)			
Bearings				Oil Bath Seal		Grease Seal	
Line No.	Inner Cone-Cup	Outer Cone-Cup	BRG Pilot	Inner	Tool Adapter	Inner	Outer
SP9	HM212049 - HM212011	3782 - 3720	RD406	370001A	RD307	6638S	
	HD200 ¹	HD205 ¹		380001A ⁴			
	HM212049PT ² - HM212011PT ²	AX12-1500 ³					
	HD200PT ¹						
SP10	6461A - 6420	555S - 552A	RD418	(Air Over Hydraulic Disc Brakes) 370182A	RD304		
	HD218 ¹	HD217 ¹		(Exc. Air Over Hydraulic Disc Brakes) 370048A	RD286		
				380048A ⁴	RD329		
SP11	LM501349 - LM501310	LM501349 - LM501310				8312	
	A-35 ¹	A-35 ¹					
SP12	LM603049 - LM603011	LM603049 - LM603011				4250	
	A-37 ¹	A-37 ¹					
SP13	(1980-86) LM603049 - LM603011	LM501349 - LM501310				(1980-86) 4250	
	A-37 ¹ (1987-88)(Auto-Lock Hub)	A-35 ¹				(1987-88)(Auto-Lock Hub) 4250	
	LM603049 - LM603011	LM501349 - LM501310				(1987-88)(Manual-Lock Hub) 710091	
	A-37 ¹ (1987-88)(Manual-Lock Hub)	A-35 ¹				(1989-94) 4250	
	LM104949 - LM104911	LM104949 - LM104911	RD400			(1995-96) 710430	
	A-38 ¹ (1989-94)	A-38 ¹				(1989-94) 4250	
	LM603049 - LM603011	LM501349 - LM501310				(1995-96) 710430	
	A-37 ¹ (1995-96)	A-35 ¹				(1995-96) 710430	
SP14	(1989-94) LM104949 - LM104910	LM501349 - LM501310	RD400			(1989-94) 4250	
	(1995-96) LM104949 - LM104910	LM501349 - LM501310	RD400			(1995-96) 710430	
		A-35 ¹					
SP15	387A - 382A	LM104949 - LM104911	RD402			(Dodge) 415009	
		A-38 ¹				(Ford)(GMC) 415960	
SP16	368A - 362A	LM501349 - LM501310	RD400			416273	
		A-35 ¹					

¹ Matched Bearing Set ² Premium Through-Hardened (PT) ³ Axilok® Spindle Nut ⁴ PTFE

Front Axles



Spicer (Cont'd)				Oil Bath Seal		Grease Seal	
Line No.	Bearings		BRG Pilot	Inner	Tool Adapter	Inner	Outer
	Inner Cone-Cup	Outer Cone-Cup					
SP17	LM104949 - LM104910	LM501349 - LM501310 A-35 ¹	RD400			471271	
SP18	LM603049 - LM603011 A-37 ¹	LM501349 - LM501310 A-35 ¹				442380	
SP19	(1975-79) A-22 (1980-85)(Locking Hub) LM104949 - LM104910 (1980-85)(Non-Locking Hub) LM104949 - LM104910 (1986-93) LM104949 - LM104910	A-22 LM501349 - LM501310 A-35 ¹ LM501349 - LM501310 A-35 ¹ LM501349 - LM501310 A-35 ¹	RD400 RD400 RD400			(1975-79) 413248 (1980-85)(Locking Hub) 471271 (1980-85)(Non-Locking Hub) 413248 (1986-93) 4250	
SP20	(Ford)(1969-71) LM603049 - LM603011 A-37 ¹ (Jeep)(1974-76) LM501349 - LM501310 A-35 ¹ (Jeep)(1977-83) LM102949 - LM102910 (Jeep)(1984-86) LM102949 - LM102910 (Jeep)(1987-89) JLM603048F - JLM602013Z	LM501349 - LM501310 A-35 ¹ LM501349 - LM501310 A-35 ¹ LM501349 - LM501310 A-35 ¹ JLM603048F - JLM602013Z				(Ford)(1969-71) 4250 (Jeep)(1974-76) 8430S (Jeep)(1977-83) 4131 (Jeep)(1984-86) 493637 (Jeep)(1987-89) 470547	3942
SP21	(Hub Assembly)(Single Rear Wheel)(4 Wheel ABS)(To 03/21/99) 515075 (Hub Assembly)(Single Rear Wheel)(Rear Wheel ABS)(To 03/21/99) 515076 (Hub Assembly)(Dual Rear Wheel)(Rear Wheel ABS)(To 03/21/99) 515077 (Hub Assembly)(Single Rear Wheel)(4 Wheel ABS)(From 03/22/99 to 2002) 515020 (Hub Assembly)(Single Rear Wheel)(Rear Wheel ABS)(From 03/22/99 to 2004) 515021 (Hub Assembly)(Dual Rear Wheel)(4 Wheel ABS)(From 03/22/99 to 2002) 515025 (Hub Assembly)(Single Rear Wheel)(4 Wheel ABS)(2003-2004) 515056 (Hub Assembly)(Dual Rear Wheel)(4 Wheel ABS)(2003-2004) 515057 (Hub Assembly)(Single Rear Wheel)(2005-2009) 515081 (Hub Assembly)(Dual Rear Wheel)(2005-2009) 515082						

¹ Matched Bearing Set

				Spicer (Cont'd)			
Bearings				Oil Bath Seal		Grease Seal	
Line No.	Inner Cone-Cup	Outer Cone-Cup	BRG Pilot	Inner	Tool Adapter	Inner	Outer
SP22	HM212049 - HM212011	3782 - 3720	RD406	370001A	RD307		
	HD200 ¹	HD205 ¹		380001A ⁴			
	HM212049PT ² - HM212011PT ²	AX18-1500 ³					
	HD200PT ¹						
SP23	HM212049X - HM212011	3782 - 3720	RD406	370012A	RD301		
		HD205 ¹					
		AX18-1500 ³					
SP24	(Air Over Hydraulic Disc Brakes) 6461A - 6420	3979 - 3920	RD418	(Air Over Hydraulic Disc Brakes) 370182A	RD304		
	HD218 ¹						
	(Exc. Air Over Hydraulic Disc Brakes) 6461A - 6420	555S - 552A	RD418	(Exc. Air Over Hydraulic Disc Brakes) 370048A	RD286		
	HD218 ¹	HD217 ¹		380048A ⁴	RD329		
				Volvo			
Bearings				Oil Bath Seal		Grease Seal	
Line No.	Inner Cone-Cup	Outer Cone-Cup	BRG Pilot	Inner	Tool Adapter	Inner	Outer
VO1	32210	32207					
VO2	32211	32208				228520	
VO3	JM207049 - JM207010	32208	RD421				
VO4	JF7049A ⁵ - JF7010 ⁵	39580 - 39520	RD422				
VO5	6386 - 6320	537 - 532X	RD406				
				Westport			
Bearings				Oil Bath Seal		Grease Seal	
Line No.	Inner Cone-Cup	Outer Cone-Cup	BRG Pilot	Inner	Tool Adapter	Inner	Outer
WE1	HM212047 - HM212011	3782 - 3720	RD404	370001A	RD307		
	HD202 ¹			380001A ⁴			
				White			
Bearings				Oil Bath Seal		Grease Seal	
Line No.	Inner Cone-Cup	Outer Cone-Cup	BRG Pilot	Inner	Tool Adapter	Inner	Outer
WH1	539 - 532A	417 ⁵ - 414A	RD401	370018A/AR8	RD275		
WH2	HM212046 - HM212011	3583 ⁵ - 3525	RD404	370012A/AR7	RD301		

¹ Matched Bearing Set ² Premium Through-Hardened (PT) ³ Axilok® Spindle Nut ⁴ PTFE ⁵ Not a Stock Item, Check for Availability

Front Axles



White (Cont'd)				Oil Bath Seal		Grease Seal	
Line No.	Bearings		BRG Pilot	Inner	Tool Adapter	Inner	Outer
	Inner Cone-Cup	Outer Cone-Cup					
WH3	(.14" Inner Cone Face Radius) HM212049 - HM212011	3782 - 3720	RD406	370012A/AR6	RD301		
	HD200 ¹	HD205 ¹					
	HM212049PT ² - HM212011PT ²						
	HD200PT ¹ (.28" Inner Cone Face Radius) HM212049X - HM212011	3782 - 3720	RD406				
		HD205 ¹					
WH4	(To 1958) 557A - 553X	3782 - 3720	RD403	370001A	RD307		
		HD205 ¹		380001A ⁴			
	(From 1959) HM212044 - HM212011	3782 - 3720	RD403	370001A	RD307		
		HD205 ¹		380001A ⁴			
WH5	HM212049X - HM212011	3782 - 3720	RD406	370001A	RD307		
		HD205 ¹		380001A ⁴			
WH6	(.17" Inner Cone Face Radius) 6386 - 6320	537 - 532A	RD406	370015A	RD282		
	(.25" Inner Cone Face Radius) 6389 - 6320	537 - 532A	RD406				
WH7	39581 - 39520	3585 - 3525	RD402	370001A	RD307		
				380001A ⁴			
WH8	(4.4375" Outer Cup O.D.) 6461A - 6420	3979 - 3920	RD418	370048A	RD286		
	HD218 ¹			380048A ⁴	RD329		
	(4.8750" Outer Cup O.D.) 6461A - 6420	555S - 552A	RD418				
	HD218 ¹	HD217 ¹					

¹ Matched Bearing Set ² Premium Through-Hardened (PT) ⁴ PTFE

				Coleman			
Bearings				Oil Bath Seal		Grease Seal	
Line No.	Inner Cone-Cup	Outer Cone-Cup	BRG Pilot	Inner	Tool Adapter	Inner	Outer
CO1	36690 - 36620	36690 - 36620					
				Dana (See Spicer)			
Bearings				Oil Bath Seal		Grease Seal	
Line No.	Inner Cone-Cup	Outer Cone-Cup	BRG Pilot	Inner	Tool Adapter	Inner	Outer
				Dodge			
Bearings				Oil Bath Seal		Grease Seal	
Line No.	Inner Cone-Cup	Outer Cone-Cup	BRG Pilot	Inner	Tool Adapter	Inner	Outer
DT1	42688 - 42620	39590 - 39520 HD210 ¹	RD418	370033A	RD328	455547	
DT2	47686 - 47620 HD209 ¹	39590 - 39520 HD210 ¹	RD410	370023A 380023A ⁴	RD309	456618	
DT3	598 - 592A	575 - 572	RD415	(4.375" Shaft) 370019A (4.765" Shaft) 370003A 380003A ⁴	RD286 RD305		
DT4	495AX - 493	3984 - 3920	RD418	(5.377" O.D.) 370008A (6.071" O.D.) 370030A	RD281 RD285	6270	5401
DT5	582 - 572 HD211 ¹	42687 - 42620	RD410	(5.377" O.D.) 370008A (6.071" O.D.) 370030A	RD281 RD285	(5.377" O.D.) 6270 (6.071" O.D.) 6635S	(6.562" O.D.) 5403 (6.125" O.D.) 5401
DT6	598A - 592A HD204 ¹	580 - 572 HD206 ¹	RD415	(6.071" O.D.) 370021A (6.318" O.D.) 370003A 380003A ⁴	RD327 RD305	(6.071" O.D.) 6635S (6.318" O.D.) 5481	(6.562" O.D.) 5403 (7.500" O.D.) 5405
DT7	663A - 653	42687 - 42620	RD410	(5.377" O.D.) 370008A (6.071" O.D.) 370030A	RD281 RD285	(5.377" O.D.) 6270 (6.071" O.D.) 6635S	(7.500" O.D.) 5405 (8.250" O.D.) 5406
DT8	598A - 592A HD204 ¹	580 - 572 HD206 ¹	RD415	(4.765" Shaft) 370003A (4.812" Shaft) 370027A	RD305 RD289	(6.318" O.D.) 5481	(8.250" O.D.) 5406
DT9	33287 - 33462	3982 - 3920	RD408			455249	

¹ Matched Bearing Set ⁴ PTFE

Drive Axles



Dodge (Cont'd)				Oil Bath Seal		Grease Seal	
Bearings				Inner	Tool Adapter	Inner	Outer
Line No.	Inner Cone-Cup	Outer Cone-Cup	BRG Pilot				
DT10	582 - 572 HD211 ¹	42687 - 42620	RD410	370033A	RD328	455547	
DT11	33287 - 33462	3982 - 3920	RD408	370047A	RD277		
DT12	33281 - 33462	3982 - 3920	RD407			455249	
DT13	598A - 592A HD204 ¹	575 - 572	RD415	370019A	RD286	415060	
DT14	594 - 592A HD206 ¹	580 - 572	RD416	370086A	RD286		
DT15	598 - 592	575 - 572	RD415	370003A 380003A ⁴	RD305		
DT16	42688 - 42620	39585 - 39520	RD418	370033A	RD328	455547	
DT17	594A - 592A HD203 ¹	580 - 572 HD206 ¹	RD416	370021A	RD327	415351	
DT18	47686 - 47620 HD209 ¹	39590 - 39520 HD210 ¹	RD410	(3.875" Shaft) 370024A (3.937" Shaft) 370009A 380009A ⁴	RD280 RD281		
Eaton (See Spicer)				Oil Bath Seal		Grease Seal	
Bearings				Inner	Tool Adapter	Inner	Outer
Line No.	Inner Cone-Cup	Outer Cone-Cup	BRG Pilot				
Ford				Oil Bath Seal		Grease Seal	
Bearings				Inner	Tool Adapter	Inner	Outer
Line No.	Inner Cone-Cup	Outer Cone-Cup	BRG Pilot				
FO1	(3.625" Cone I.D.) 598A - 592A HD204 ¹	575 - 572	RD415	(4.375" Shaft) 370019A	RD286		
	(3.750" Cone I.D.) 594A - 592A HD203 ¹	580 - 572 HD206 ¹		(4.500" Shaft) 370021A	RD327		
			RD416	(4.765" Shaft) 370003A	RD305		
				380003A ⁴			

¹ Matched Bearing Set ⁴ PTFE

				Ford (Cont'd)			
Bearings				Oil Bath Seal		Grease Seal	
Line No.	Inner Cone-Cup	Outer Cone-Cup	BRG Pilot	Inner	Tool Adapter	Inner	Outer
FO2	47686 - 47620	39590 - 39520	RD410	370023A	RD309	456618	(Exc. Spicer Axle)
	HD209 ¹	HD210 ¹		380023A ⁴			(Spicer Axle)
FO3	47687 - 47620	39590 - 39520	RD410	370023A	RD309	456618	
		HD210 ¹		380023A ⁴			
FO4	33287 - 33462	3982 - 3920	RD408	370047A	RD277	455858	5487
FO5	(Before W40,001 C85,001) 598 - 592A	575 - 572	RD415	370019A	RD286	415060	
	(From W40,001 C85,001) 594A - 592A	580 - 572	RD416				
	HD203 ¹	HD206 ¹					
FO6	598A - 592A	580 - 572	RD415	370003A	RD305	5481	5406
	HD204 ¹	HD206 ¹		380003A ⁴			
FO7	594A - 592A	580 - 572	RD416	(10 Stud Hub) 370003A	RD305		
	HD203 ¹	HD206 ¹		380003A ⁴			
				(Exc. 10 Stud Hub) 370005A	RD305		
FO8	595 - 592A	580 - 572	RD410	(4.375" Shaft) 370019A	RD286	(4.375" Shaft) 415060	
		HD206 ¹		(4.500" Shaft) 370021A	RD327	(4.500" Shaft) 415351	
FO9	594A - 592A	580 - 572	RD416	370021A	RD327	415351	
	HD203 ¹	HD206 ¹					AX12-3250 ³
FO10	495AX - 493	3984 - 3920	RD418	370008A	RD281	6270	
FO11	495AX - 493	39590 - 39520	RD418	370009A	RD281		
		HD210 ¹		380009A ⁴			
FO12	(To 1983) 495AX - 493	3984 - 3920	RD418	(To 6/69) 370008A	RD281	(To 6/69) 6270	
				(From 7/69 - 83) 370009A	RD281	(From 7/69 - 83) 6864S	
	(From 1984) 47686 - 47620	39590 - 39520	RD410	380009A ⁴ (From 1984) 370023A	RD309		
	HD209 ¹	HD210 ¹		380023A ⁴			
FO13	3984 - 3920	462 - 453X	RD406	370046A	RD273	416297	
FO14	760 - 752	749 - 752	RD414	370121A	RD289		
FO15	(1985-1997) 3994 - 3920	A-38	RD406	370047A	RD277		

¹ Matched Bearing Set ³ Axilok® Spindle Nut ⁴ PTFE

Drive Axles



Ford (Cont'd)				Oil Bath Seal		Grease Seal	
Line No.	Inner Cone-Cup	Outer Cone-Cup	BRG Pilot	Inner	Tool Adapter	Inner	Outer
FO16	(1999-2006) A-53	A-38		370247A	RD247		
FWD				Oil Bath Seal		Grease Seal	
Line No.	Inner Cone-Cup	Outer Cone-Cup	BRG Pilot	Inner	Tool Adapter	Inner	Outer
FW1	29685 - 29620	29685 - 29620	RD408				
FW2	595 - 592A	581 - 572	RD410			417269	
FW3	749 - 742	749 - 742	RD419			455203	
FW4	594 - 592A	580 - 572 HD206 ¹	RD416	370086A	RD286		
GMC				Oil Bath Seal		Grease Seal	
Line No.	Inner Cone-Cup	Outer Cone-Cup	BRG Pilot	Inner	Tool Adapter	Inner	Outer
GM1	47686 - 47620 HD209 ¹	39590 - 39520 HD210 ¹	RD410	370024A	RD280	6864S	
GM2	598A - 592A HD204 ¹	580 - 572 HD206 ¹ AX12-3250 ³	RD415	370003A 380003A ⁴	RD305		
GM3	495AX - 493	39590 - 39520 HD210 ¹	RD418	(3.875" Shaft) 370024A (3.937" Shaft) 370009A 380009A ⁴	RD280 RD281	(3.462" Shaft) (3.937" Shaft) 417506	
GM4	594A - 592A HD203 ¹	580 - 572 HD206 ¹	RD416	(10 Stud Hub) 370023A 380023A ⁴ (Exc. 10 Stud Hub) 370005A	RD309 RD305		
GM5	598 - 592A	575 - 572	RD415	370019A	RD286		
GM6	(4.375" Seal I.D.) 598 - 592A (4.500" Seal I.D.) 594 - 592A (4.765" Seal I.D.)(3.625" Cone I.D.) 598A - 592A HD204 ¹ (4.765" Seal I.D.)(3.750" Cone I.D.) 594A - 592A HD203 ¹	580 - 572 HD206 ¹ 575 - 572 580 - 572 HD206 ¹ 580 - 572 HD206 ¹	RD415 RD416 RD415 RD416	(4.375" Shaft) 370019A (4.500" Shaft) 370021A (4.765" Shaft) 370005A	RD286 RD327 RD305	(4.375" Shaft) 415060	

¹ Matched Bearing Set ³ Axilok® Spindle Nut ⁴ PTFE

				GMC (Cont'd)			
Bearings				Oil Bath Seal		Grease Seal	
Line No.	Inner Cone-Cup	Outer Cone-Cup	BRG Pilot	Inner	Tool Adapter	Inner	Outer
GM7	598A - 592A HD204 ¹	582 - 572 HD211 ¹	RD415	370005A	RD305		
GM8	(6.251" Seal O.D.) 598A - 592A HD204 ¹ (6.311" Seal O.D.) 594A - 592A HD203 ¹	580 - 572 HD206 ¹ 580 - 572 HD206 ¹	RD415 RD416	(6.251" O.D.) 370005A (6.311" O.D.) 370003A 380003A ⁴	RD305 RD305		
GM9	(4.500" Seal I.D.) 594 - 592A (4.765" Seal I.D.) 598A - 592A HD204 ¹	580 - 572 HD206 ¹ 580 - 572 HD206 ¹	RD416 RD415	(4.500" Shaft) 370021A (4.765" Shaft) 370005A	RD327 RD305		
GM10	(3.875" Seal I.D.) 594 - 592A (4.765" Seal I.D.) 598A - 592A HD204 ¹	580 - 572 HD206 ¹ 580 - 572 HD206 ¹	RD416 RD415	(3.875" Shaft) 370024A (4.765" Shaft) 370005A	RD280 RD305		
GM11	(To 1982) 760 - 752 (From 1983) 782 - 772	749 - 742 749 - 742	RD414 RD425	(To 1982) 370004A/AR20 (From 1983) 370120A/AR23	RD289 RD335		
GM12	760 - 752	749 - 742	RD414	370121A	RD289		
GM13	782 - 772	6580 - 6535	RD425			415072	
GM14	33287 - 33462	39585 - 39520	RD408				
GM15	33281 - 33462	3982 - 3920	RD407				
GM16	33281 - 33462	3982 - 3920	RD410	(Hub Mount) 370036A 380036A ⁴ (Spindle Mount) 370349A	RD308 RD295		
GM17	33287 - 33462	3982 - 3920	RD408	370047A	RD277	455858	5487
GM18	33287 - 33462	3982 - 3920	RD408	(Disc Brakes) 370008A (Drum Brakes) 370009A 380009A ⁴	RD281 RD281		
GM19	33281 - 33462	45290 - 45220	RD407			415937	
GM20	495AX - 493		RD418	370106A/AR22	RD284	9128S	
GM21	495AX - 493	3984 - 3920	RD418	370008A	RD281	6270	5401

¹ Matched Bearing Set ⁴ PTFE

Drive Axles



GMC (Cont'd)				Oil Bath Seal		Grease Seal	
Bearings							
Line No.	Inner Cone-Cup	Outer Cone-Cup	BRG Pilot	Inner	Tool Adapter	Inner	Outer
	(Exc. 15" x 4" Hydraulic Brakes)					(Exc. 15" x 4" Hydraulic Brakes)	
GM22	33287 - 33472 (15" x 4" Hydraulic Brakes)	3982 - 3920	RD408	(15" x 4" Hydraulic Brakes) 370106A/AR21	RD284	9128S (15" x 4" Hydraulic Brakes)	
GM23	575 - 572	575 - 572	RD418	(Hub Mount) 370036A 380036A ⁴ (Spindle Mount) 370349A	RD308 RD295		
GM24	29585 - 29520	28680 - 28622				710080	710081
GM25	32215	32213				710085	710086
GM26	32216	32215				710278	710277
GM27	32219	32218A				710089	710090
GM28	566 - 563	3982 - 3920		370024A	RD280		
GM29	47686 - 47620 HD209 ¹	39590 - 39520 HD210 ¹	RD410	370023A 380023A ⁴	RD309	456618	
GM30	3984 - 3920	462 - 453X	RD406	370046A	RD273	416297	
GM31	42688 - 42620	39590 - 39520 HD210 ¹	RD418				
GM32	387AS - 382A	LM104949 - LM104911 A-38 ¹				2081	
GM33	(To 1981) KD-12051-Z (From 1982) 3984 - 3920	KB-11786-Y KB-11786-Y	RD406	(From 1982) 370046A	RD273	(H110 To 81) 6358 (H135 To 81) 2055	
GM34	33287 - 33462	3982 - 3920	RD408	370371A	RD336	455858	5487
International (See Navistar)				Oil Bath Seal		Grease Seal	
Bearings							
Line No.	Inner Cone-Cup	Outer Cone-Cup	BRG Pilot	Inner	Tool Adapter	Inner	Outer
Isuzu				Oil Bath Seal		Grease Seal	
Bearings							
Line No.	Inner Cone-Cup	Outer Cone-Cup	BRG Pilot	Inner	Tool Adapter	Inner	Outer
IZ1	29585 - 29520	28680 - 28622				710080	710081
IZ2	32215	32014				710085	710086

¹ Matched Bearing Set ⁴ PTFE

				Isuzu (Cont'd)			
Bearings				Oil Bath Seal		Grease Seal	
Line No.	Inner Cone-Cup	Outer Cone-Cup	BRG Pilot	Inner	Tool Adapter	Inner	Outer
IZ3	32216	32215				710278	710277
IZ4	32219	32218A				710089	710090
				Iveco			
Bearings				Oil Bath Seal		Grease Seal	
Line No.	Inner Cone-Cup	Outer Cone-Cup	BRG Pilot	Inner	Tool Adapter	Inner	Outer
IV1	33113	33113				229010	
IV2	32014	32014				229010	
IV3	567 - 563 HD216 ¹	3984 - 3920	RD408				
				Mack			
Bearings				Oil Bath Seal		Grease Seal	
Line No.	Inner Cone-Cup	Outer Cone-Cup	BRG Pilot	Inner	Tool Adapter	Inner	Outer
MK1	(To 1967) 598 - 592A (From 1968) 598A - 592A HD204 ¹	758 - 752 HM617049 - HM617010	RD415 RD415	(To 1967) 370005A (From 1968) 370005A	RD305 RD305		
MK2	(Cast Wheels) 780 - 772 (Disc Wheels) 687 - 672	776 - 772 77375 - 77675	RD417 RD417	(Cast Wheels) 370069A 380069A ⁴ (Disc Wheels) 370069A 380069A ⁴	RD293 RD426 RD293 RD426		
MK3	HM516449A - HM516410 HD214 ¹	47679 - 47620 HD215 ¹		370031A 380031A ⁴	RD313	415058	
MK4	663 - 652	575 - 572	RD410	(4.250" Shaft) 370031A 380031A ⁴ (5.000" Shaft) 370028A	RD313 RD289	415058 455070 (5.000" Shaft)	417481 417481
MK5	580 - 572 HD206 ¹	567 - 563 HD216 ¹	RD410	370022A 380022A ⁴	RD314	416892	
MK6	663 - 652	748S - 742	RD410			417223	415394
MK7	580 - 572 HD206 ¹	567 - 563 HD216 ¹	RD410	(Hub Mount) 370036A 380036A ⁴ (Spindle Mount) 370349A	RD308 RD295		

¹ Matched Bearing Set ⁴ PTFE

Drive Axles



Mack (Cont'd)				Oil Bath Seal		Grease Seal	
Line No.	Bearings		BRG Pilot	Inner	Tool Adapter	Inner	Outer
	Inner Cone-Cup	Outer Cone-Cup					
MK8	(Aluminum Hub) 598 - 592A	665 - 653	RD415	370019A	RD286	(Aluminum Hub) 415060	(4.751" O.D.) 455173
	(Exc. Aluminum Hubs)(To 1967) 598 - 592A	758 - 752	RD415			415060	(5.126" O.D.) 417495
MK9	(Cast Housing) 663 - 652	575 - 572	RD410	(Cast Housing) 370031A	RD313	415058	417481
	(Steel Housing) HM516449A - HM516410	47679 - 47620		380031A ⁴ (Steel Housing) 370028A	RD289		
	HD214 ¹	HD215 ¹					
MK10	759 - 752	664 ⁵ - 652	RD412	370021A	RD327	415351	455004
MK11	759 - 752	664 ⁵ - 652	RD412			473245	
MK12	71425 - 71750	861 - 854				416029N	
MK13	33281 - 33462	3982 - 3920	RD407			455173	
MK14	(Cast Wheels) 780 - 772	776 - 772	RD417	(Cast Wheels) 370069A	RD293		
	(Steel Wheels) HM516449A - HM516410	47679 - 47620		380069A ⁴ (Steel Wheels) 370031A	RD426 RD313		
	HD214 ¹	HD215 ¹		380031A ⁴			
MK15	(Cast Wheels) 780 - 772	776 - 772	RD417	370028A	RD289	455070	416288
	(Disc Wheels) 687 - 672	77375 - 77675	RD417				
MK16	582 - 572	567 - 563	RD410	370022A	RD314		
	HD211 ¹	HD216 ¹		380022A ⁴			
MK17	582 - 572	42687 - 42620	RD410	370030A	RD285	6635S	
	HD211 ¹						
MK18	598A - 592A	580 - 572	RD415	(4.765" Shaft) 370003A	RD305		(8.250" O.D.) 5406
	HD204 ¹	HD206 ¹		380003A ⁴ (4.812" Shaft) 370027A	RD289	(6.318" O.D.) 5481	(7.500" O.D.) 5405
MK19	598A - 592A	580 - 572	RD415	370003A	RD305	(6.316" O.D.) 5481	(7.500" O.D.) 5405
	HD204 ¹	HD206 ¹		380003A ⁴			(8.250" O.D.) 5406

¹ Matched Bearing Set ⁴ PTFE

				Mack-Midliner			
Bearings				Oil Bath Seal		Grease Seal	
Line No.	Inner Cone-Cup	Outer Cone-Cup	BRG Pilot	Inner	Tool Adapter	Inner	Outer
MD1	594 - 593X	594 - 593X	RD416	370220A	RD320		
				Magirus			
Bearings				Oil Bath Seal		Grease Seal	
Line No.	Inner Cone-Cup	Outer Cone-Cup	BRG Pilot	Inner	Tool Adapter	Inner	Outer
MG1	639044 ⁵	567563 ⁵				416156	
MG2	32217	639044 ⁵				231250	
MG3	32219	33217					
				Mercedes-Benz			
Bearings				Oil Bath Seal		Grease Seal	
Line No.	Inner Cone-Cup	Outer Cone-Cup	BRG Pilot	Inner	Tool Adapter	Inner	Outer
MB1	598A - 593X	33114	RD415			(120mm Shaft)	
						(124mm Shaft)	
						231250	
MB2	32216	32213					
MB3	33019	33215					
				Meritor			
Bearings				Oil Bath Seal		Grease Seal	
Line No.	Inner Cone-Cup	Outer Cone-Cup	BRG Pilot	Inner	Tool Adapter	Inner	Outer
MR1	598A - 592A	580 - 572	RD415	370003A	RD305	(6.318" O.D.) 5481	
	HD204 ¹	HD206 ¹		380003A ⁴		(7.500" O.D.) 5405	
		AX12-3250 ³					
MR2	598A - 592A	580 - 572	RD415	(6.071" O.D.) 370030A	RD285	(6.071" O.D.) 6635S	
	HD204 ¹	HD206 ¹		(6.316" O.D.) 370027A	RD289		
		AX12-3250 ³		(6.318" O.D.) 370003A	RD305	(6.318" O.D.) 5481	
				380003A ⁴ (6.507" O.D.) 370004A	RD289	(6.507" O.D.) 5473	
MR3	3984 - 3920	462 - 453X	RD406	370046A	RD273	416297	
MR4	495AX - 493	3984 - 3920	RD418	370008A	RD281	6270	5401
MR5	575 - 572	575 - 572	RD418	(Hub Mount) 370036A	RD308		
				380036A ⁴ (Spindle Mount) 370349A	RD295		

¹ Matched Bearing Set ³ Axilok® Spindle Nut ⁴ PTFE ⁵ Not a Stock Item, Check for Availability

Drive Axles



Meritor (Cont'd)				Oil Bath Seal		Grease Seal		
Line No.	Bearings		BRG Pilot	Inner	Tool Adapter	Inner	Outer	
	Inner Cone-Cup	Outer Cone-Cup						
MR6	594A - 592A	580 - 572	RD416	370003A	RD305	380003A ⁴		
	HD203 ¹	HD206 ¹						
		AX12-3250 ³						
MR7	582 - 572	42687 - 42620	RD410	370030A	RD285	6635S	5403	
	HD211 ¹							
MR8	47686 - 47620	39590 - 39520	RD410	370023A	RD309	(3.812" O.D.)		
	HD209 ¹	HD210 ¹		380023A ⁴		(5.695" O.D.) 456618		
MR9	681A - 672	580 - 572	RD415	370006A	RD289	(5.062" Shaft)	5406	
		HD206 ¹						
		AX12-3250 ³						
MR10	759 - 752	749 - 742	RD412			(2.312" Shaft)	(3.250" Shaft)	
						410694	415137	
						(2.375" Shaft)	450101	
						(2.500" Shaft)	410496	
MR11	580 - 572	479 - 472A	RD410	(Hub Mount) 370036A	RD308			
	HD206 ¹ (R-S 56429 Axle)			380036A ⁴ (Spindle Mount)				
	575 - 572	479 - 472A		RD418				370349A
MR12	782 - 772	749 - 742	RD425	370120A/AR23	RD335			
MR13	33287 - 33462	3982 - 3920	RD408	370047A	RD277	455858	5487	
MR14	47686 - 47620	39590 - 39520	RD410	(3.875" Shaft) 370024A	RD280			
				HD209 ¹				HD210 ¹
								(3.937" Shaft) 370009A
				380009A ⁴				
MR15	749A - 742	663 - 653	RD410	370178A	RD311	416888	6649	
		HD207 ¹						
		663PT ² - 653PT ²						
		HD207PT ¹						
MR16	(Exc. R-S 53620 Axle) 395 - 394A	387 - 382A	RD404					
	(R-S 53620 Axle) 395 - 394A	387 - 382						RD404
MR17	760 - 752	749 - 742	RD414	370004A/AR20	RD289	(6.316" O.D.) 6872S		

¹ Matched Bearing Set ² Premium Through-Hardened (PT) ³ Axilok® Spindle Nut ⁴ PTFE

				Meritor (Cont'd)			
Bearings				Oil Bath Seal		Grease Seal	
Line No.	Inner Cone-Cup	Outer Cone-Cup	BRG Pilot	Inner	Tool Adapter	Inner	Outer
MR18	580 - 572	HM212049 - HM212011	RD410	(Hub Mount) 370036A	RD308		
	HD206 ¹	HD200 ¹		380036A ⁴			
		HM212049PT ² - HM212011PT ²	RD418	(Spindle Mount) 370349A	RD295		
		HD200PT ¹					
	(R-S 56431, 54433 Axles)	HM212049 - HM212011	RD418				
	575 - 572	HD200 ¹					
		HM212049PT ² - HM212011PT ²					
		HD200PT ¹					
MR19	575 - 572	575 - 572	RD418				
	(R-S 58269 Axle) 581 - 572	575 - 572					
MR20	782 - 772	6580 - 6535	RD425			415072	
MR21	596 - 592A	596 - 592A	RD411				
MR22	759 - 752	749 - 742	RD412	370004A/AR20	RD289		
MR23	759 - 752	749 - 742	RD412	370004A	RD289		
MR24	663A - 653	42687 - 42620	RD410	370030A	RD285	6635S	(6.562" O.D.) 5403 (7.500" O.D.) 5405
MR25	594 - 592A	580 - 572	RD416	370021A	RD327	415351	
		HD206 ¹					
MR26	663 - 653	663 - 653	RD410			416888	
	HD207 ¹	HD207 ¹					
	663PT ² - 653PT ²	663PT ² - 653PT ²					
	HD207PT ¹	HD207PT ¹					
MR27	938 - 932	780 - 772				417159	417563
MR28	3984 - 3920	462 - 453X	RD406				5751
MR29	33281 - 33462	3982 - 3920	RD407	(Hub Mount) 370036A	RD308		
				380036A ⁴			
				(Spindle Mount) 370349A	RD295		
MR30	749A - 742	659 - 653	RD410			(2.312" Shaft) 410694	59071W, 59071W A
	(R-S 59071W, 59071W Axles) 749 - 742	659 - 653	RD419			(2.375" Shaft) 450101	416070
MR31	387A - 382A	368A - 362A	RD402			415960	

¹ Matched Bearing Set ² Premium Through-Hardened (PT) ⁴ PTFE

Drive Axles



Meritor (Cont'd)				Oil Bath Seal		Grease Seal	
Line No.	Bearings		BRG Pilot	Inner	Tool Adapter	Inner	Outer
	Inner Cone-Cup	Outer Cone-Cup					
MR32	582 - 572 HD211 ¹	42687 - 42620	RD410	370023A 380023A ⁴	RD309	(3.880" Shaft) 456618 (6.240" O.D.)	
MR33	598 - 592A	575 - 572	RD415	370019A	RD286	(6.256" O.D.) 415060	
MR34	663 - 653 HD207 ¹ 663PT ² - 653PT ² HD207PT ¹	580 - 572 HD206 ¹	RD410			416888	5405
MR35	687 - 672	47890 - 47820	RD417			455091	
MR36	42688 - 42620	39590 - 39520 HD210 ¹	RD418	370033A	RD328	455547	
MR37	33287 - 33462	3982 - 3920	RD408	370033A	RD328	455547	
MR38	M514546 - M514512	M111048 - M111012	RD408				
MR39	582 - 572 HD211 ¹	42687 - 42620	RD410	370033A	RD328	455547	
MR40	663A - 653	42687 - 42620	RD410	370024A	RD280		
MR41	495AX - 493	39590 - 39520 HD210 ¹	RD418	370009A 380009A ⁴	RD281		
MR42	758 - 752	665 - 653	RD411	370004A/AR20	RD289	(6.316" O.D.) 6872S (6.505" O.D.) 5473	
MR43	938 - 932	780 - 772				417596	
MR44	580 - 572 HD206 ¹	560 - 553X	RD407	(Hub Mount) 370036A 380036A ⁴ (Spindle Mount) 370349A	RD308 RD295		
MR45	760 - 752	749 - 742	RD414	370121A	RD289		
MR46	368A - 362A	359S - 354A	RD400				
MR47	665 - 653	567 - 563 HD216 ¹	RD411			455200	

¹ Matched Bearing Set ² Premium Through-Hardened (PT) ⁴ PTFE

				Meritor (Cont'd)			
Bearings				Oil Bath Seal		Grease Seal	
Line No.	Inner Cone-Cup	Outer Cone-Cup	BRG Pilot	Inner	Tool Adapter	Inner	Outer
MR48	663 - 653 HD207 ¹ 663PT ² - 653PT ² HD207PT ¹	567 - 563 HD216 ¹	RD410	370022A 380022A ⁴	RD314		
MR49	663 - 653 HD207 ¹ 663PT ² - 653PT ² HD207PT ¹	657 - 653	RD410			416888	
MR50	663 - 653 HD207 ¹ 663PT ² - 653PT ² HD207PT ¹	567 - 563 HD216 ¹	RD410			416888	
MR51	6559 - 6535 HD207 ¹ 663PT ² - 653PT ² HD207PT ¹	663 - 653	RD410	370178A	RD311	455200	
MR52	6580 - 6535 HD207 ¹ 663PT ² - 653PT ² HD207PT ¹	663 - 653	RD412	370195A	RD303	455091	6649
				Navistar			
Bearings				Oil Bath Seal		Grease Seal	
Line No.	Inner Cone-Cup	Outer Cone-Cup	BRG Pilot	Inner	Tool Adapter	Inner	Outer
NV1	47686 - 47620 HD209 ¹	39590 - 39520 HD210 ¹	RD410	370023A 380023A ⁴	RD309	456618	(Eaton Axle) (Spicer Axle) 5667 (Exc. Spicer or Eaton)
NV2	594A - 592A HD203 ¹	580 - 572 HD206 ¹	RD416	370021A	RD327	415351	(Eaton Axle)
NV3	760 - 752 (From 9/81)	749 - 752	RD414	370121A	RD289		
NV4	33287 - 33462 (To 8/81) 33281 - 33462	39585 - 39520 39585 - 39520	RD408 RD407	370169A	RD297	455173	

¹ Matched Bearing Set ² Premium Through-Hardened (PT) ⁴ PTFE

Drive Axles



Navistar (Cont'd)				Oil Bath Seal		Grease Seal	
Line No.	Bearings		BRG Pilot	Inner	Tool Adapter	Inner	Outer
	Inner Cone-Cup	Outer Cone-Cup					
NV5	594A - 592A	580 - 572	RD416	370003A	RD305		5406
	HD203 ¹	HD206 ¹		380003A ⁴			
NV6	594A - 592A	580 - 572	RD416	(4.500" Shaft) 370021A	RD327		(8.250" O.D.) 5406
	HD203 ¹	HD206 ¹		(4.765" Shaft) 370003A			(6.505" O.D.) 5473
				380003A ⁴ (4.812" Shaft)			
				370027A			RD289
NV7	(3.625" Cone I.D.) 598A - 592A	580 - 572	RD415	(4.375" Shaft) 370019A	RD286		(4.375" Shaft) 415060
	HD204 ¹	HD206 ¹		(4.500" Shaft) 370021A			RD327
	(3.750" Cone I.D.) 594A - 592A	580 - 572	RD416				
	HD203 ¹	HD206 ¹		(4.765" Shaft) 370003A			RD305
			380003A ⁴				
NV8	(4.500" Seal I.D.) 594 - 592A	580 - 572	RD416	(4.500" Shaft) 370021A	RD327		(4.500" Shaft) 415351
		HD206 ¹		(4.765" Shaft) 370003A			RD305
	(4.765" Seal I.D.) 594A - 592A	580 - 572	RD416	380003A ⁴			
	HD203 ¹	HD206 ¹					
NV9	598A - 592A	580 - 572	RD415	(4.765" Shaft) 370003A	RD305		(4.759" Shaft) 5481
	HD204 ¹	HD206 ¹		380003A ⁴ (4.812" Shaft)			
				370027A			RD289
NV10	598A - 592A	580 - 572	RD415	370027A	RD289		5406
	HD204 ¹	HD206 ¹					
NV11	598 - 592A	575 - 572	RD415	(Cast Wheels) 370023A	RD309		
				380023A ⁴ (Disc Wheels)			
				370019A			RD286
NV12	595 - 592A	580 - 572	RD410	(4.375" Shaft) 370019A	RD286		(4.375" Shaft) 415060
		HD206 ¹					
				(4.500" Shaft) 370021A			RD327

¹ Matched Bearing Set ⁴ PTFE

				Navistar (Cont'd)			
Bearings				Oil Bath Seal		Grease Seal	
Line No.	Inner Cone-Cup	Outer Cone-Cup	BRG Pilot	Inner	Tool Adapter	Inner	Outer
NV13	(To 8/81) 598A - 592A	580 - 572	RD415	(To 8/81) 370003A	RD305		
	HD204 ¹ (From 9/81) 594A - 592A	HD206 ¹		380003A ⁴ (From 9/81) 370021A	RD327		
	HD203 ¹	HD206 ¹	RD416				
NV14	594A - 592A	580 - 572	RD416	(4.375" Shaft) 370019A	RD286	(4.375" Shaft) 415060	
	HD203 ¹	HD206 ¹		(4.765" Shaft) 370003A	RD305		
				380003A ⁴			
NV15	594A - 592A	580 - 572	RD416	(Steel Hub) 370003A	RD305		
	HD203 ¹	HD206 ¹		380003A ⁴			
NV16	598A - 592A	580 - 572	RD415	370003A	RD305		
	HD204 ¹	HD206 ¹		380003A ⁴			
NV17	598 - 592A	575 - 572	RD415	370019A	RD286	415060	
NV18	42688 - 42620	39585 - 39520	RD418	370033A	RD328	(Exc. Eaton Axle) 455547	
NV19	760 - 752	749 - 742	RD414	370004A/AR20	RD289		
NV20	(11.250" Bolt Circle) 47686 - 47620	39590 - 39520	RD410	(11.250" Bolt Circle) 370165A	RD328	(11.250" Bolt Circle) 455958	
	HD209 ¹ (8.750" Bolt Circle) 47678 - 47620	HD210 ¹		(8.750" Bolt Circle) 370023A	RD309	(8.750" Bolt Circle) 456618	
		HD210 ¹	RD418	380023A ⁴			
NV21	(3.000" Cone I.D.) 47678 - 47620	39585 - 39520	RD418	370023A	RD309	456618	
	(3.250" Cone I.D.) 47686 - 47620	39585 - 39520	RD410	380023A ⁴			
	HD209 ¹						
NV22	760 - 752	749 - 742	RD414	370003A	RD305		
				380003A ⁴			
NV23	3984 - 3920	462 - 453X	RD406	370046A	RD273		
NV24	495AX - 493	3984 - 3920	RD418	370008A	RD281	6270	
NV25	3982 - 3920	377 ⁵ - 374 ⁵	RD404	370191A	RD274	456648	6090S
NV26	28985 - 28920	LM104949 - JLM104910	RD403			416292	
NV27	28584 - 28521	25584 - 25521				455008	

¹ Matched Bearing Set ⁴ PTFE ⁵ Not a Stock Item, Check for Availability

Drive Axles



Navistar (Cont'd)				Oil Bath Seal		Grease Seal	
Bearings				Inner	Tool Adapter	Inner	Outer
Line No.	Inner Cone-Cup	Outer Cone-Cup	BRG Pilot				
NV28	5760 - 5735	575 - 572	RD418	370023A 380023A ⁴	RD309	456618	
NV29	782 - 772	749 - 742	RD425	370120A/AR23	RD335		
NV30	3984 - 3920	29585 - 29520	RD406	370191A	RD274	456648	
NV31	47686 - 47620 HD209 ¹	39590 - 39520 HD210 ¹	RD410	370023A 380023A ⁴	RD309	456618	
NV32	582 - 572 HD211 ¹	42687 - 42620	RD410	370030A	RD285	6635S	5403
R.O.R. (See Meritor)				Oil Bath Seal		Grease Seal	
Bearings				Inner	Tool Adapter	Inner	Outer
Line No.	Inner Cone-Cup	Outer Cone-Cup	BRG Pilot				
Rockwell (See Meritor)				Oil Bath Seal		Grease Seal	
Bearings				Inner	Tool Adapter	Inner	Outer
Line No.	Inner Cone-Cup	Outer Cone-Cup	BRG Pilot				
Spicer				Oil Bath Seal		Grease Seal	
Bearings				Inner	Tool Adapter	Inner	Outer
Line No.	Inner Cone-Cup	Outer Cone-Cup	BRG Pilot				
SP1	(GMC) 47687 - 47620 (Exc. GMC) 47686 - 47620 HD209 ¹	39585 - 39520 39590 - 39520 HD210 ¹	RD410 RD410	(GMC) 370024A (Exc. GMC) 370023A 380023A ⁴	RD280 RD309		
SP2	495AX - 493	39590 - 39520 HD210 ¹	RD418	(5.378" O.D.) 370008A (5.507" O.D.) 370009A	RD281 RD281		
SP3	594A - 592A HD203 ¹	580 - 572 HD206 ¹ AX12-3250 ³	RD416	(5.507" O.D.) 380009A ⁴ (10 Bolt Stud) 370003A 380003A ⁴ (Exc. 10 Bolt Stud) 370005A	RD305 RD305		
SP4	(2.8125" Inner Bearing I.D.) 33281 - 33462 (2.8750" Inner Bearing I.D.) 33287 - 33462	39585 - 39520 39585 - 39520	RD407 RD408	370169A	RD297	455173	

¹ Matched Bearing Set ³ Axilok® Spindle Nut ⁴ PTFE

				Spicer (Cont'd)			
Bearings				Oil Bath Seal		Grease Seal	
Line No.	Inner Cone-Cup	Outer Cone-Cup	BRG Pilot	Inner	Tool Adapter	Inner	Outer
SP5	(8.750" Bolt Circle) 47678 - 47620	39585 - 39520	RD418	(8.750" Bolt Circle) 370023A	RD309	(8.750" Bolt Circle) 456618	
	(11.250" Bolt Circle) 47686 - 47620	39585 - 39520	RD410	380023A ⁴ (11.250" Bolt Circle) 370165A	RD328	(11.250" Bolt Circle) 455958	
	HD209 ¹						
SP6	594A - 592A	580 - 572	RD416	370021A	RD327	415351	
	HD203 ¹	HD206 ¹ AX12-3250 ³					
SP7	(Ford) 594A - 592A	580 - 572	RD416	(4.375" Shaft)(6.311" O.D.) 370034A	RD286		
	HD203 ¹	HD206 ¹ AX12-3250 ³		(4.500" Shaft)(6.251" O.D.) 370021A	RD327		
	(GMC) 598A - 592A	580 - 572	RD415	(4.765" Shaft)(6.251" O.D.) 370005A	RD305		
	HD204 ¹	HD206 ¹ AX12-3250 ³		(4.765" Shaft)(6.311" O.D.) 370003A	RD305		
				380003A ⁴			
SP8	47686 - 47620	39590 - 39520	RD410	(Ford)(IHC)(White) 370023A	RD309	(Ford)(IHC)(White) 456618	
	HD209 ¹	HD210 ¹		380023A ⁴ (GMC)(Reo) 370024A	RD280		
SP9	598 - 592A	575 - 572	RD415	(Cast Wheels) 370023A	RD309		
				380023A ⁴ (Disc Wheels) 370019A	RD286	(Disc Wheels) 415060	
SP10	495AX - 493	3984 - 3920	RD418	370008A	RD281	(GMC) 6270	
SP11	42688 - 42620	39585 - 39520	RD418	370033A	RD328	(5.131" O.D.) 455547	(3.187" O.D.)
						(5.381" O.D.) 455958	(5.750" O.D.)
SP12	595 - 592A	580 - 572	RD410	(4.375" Shaft)(6.251" O.D.) 370019A	RD286	(4.375" Shaft) 415060	
		HD206 ¹		(4.500" Shaft)(6.251" O.D.) 370021A	RD327	(4.500" Shaft) 415351	

¹ Matched Bearing Set ³ Axilok® Spindle Nut ⁴ PTFE

Drive Axles



Spicer (Cont'd)				Oil Bath Seal		Grease Seal	
Line No.	Bearings		BRG Pilot	Inner	Tool Adapter	Inner	Outer
	Inner Cone-Cup	Outer Cone-Cup					
SP13	663 - 652	663 - 652	RD410	370031A 380031A ⁴	RD313	415058	
SP14	760 - 752	665 - 652	RD414	370121A	RD289		
SP15	33287 - 33462	3982 - 3920	RD408	370047A	RD277	455858	5487
SP16	760 - 752	749 - 742	RD414	(4.812" Shaft) 370004A (4.500" Shaft) 370021A	RD289 RD327		
SP17	(4.375" Shaft) 598 - 592A	575 - 572	RD415	(4.375" Shaft) 370019A	RD286	(4.375" Shaft) 415060	
	(4.500" Shaft) 594A - 592A	580 - 572	RD416	(4.500" Shaft) 370021A	RD327	(4.500" Shaft) 415351	
	HD203 ¹	HD206 ¹ AX12-3250 ³					
SP18	33281 - 33462		RD407	(Ford) 370047A (IHC)(White) 370191A	RD277 RD274	(Ford) 455858 (IHC)(White) 456648	5487
SP19	598 - 592A	575 - 572	RD415	(5.690" O.D.) 370023A	RD309	(5.690" O.D.) 456618	
				380023A ⁴ (6.251" O.D.)		415060	
				370019A (6.311" O.D.)		RD286	
				370003A		RD305	
				380003A ⁴			
SP20	495AX - 493	3984 - 3920	RD418	370009A 380009A ⁴	RD281	6864S	
SP21	HM218248 - HM218210	HM212049 - HM212011	RD413	(Hub Mount) 370025A	RD306		
	HD201 ¹	HD200 ¹		380025A ⁴ (Spindle Mount)			
	HM218248PT ² - HM218210PT ²	HM212049PT ² - HM212011PT ²		386025A ⁴		RD386	
	HD201PT ¹	HD200PT ¹					
SP22	5760 - 5735	575 - 572	RD418	370023A 380023A ⁴	RD309	456618	
SP23	665A - 653	HM212049 - HM212011	RD411	(Hub Mount) 370037A	RD286		
		HD200 ¹		(Spindle Mount) 370338A		RD295	
		HM212049PT ² - HM212011PT ²					
		HD200PT ¹					

¹ Matched Bearing Set ² Premium Through-Hardened (PT) ³ Axilok® Spindle Nut ⁴ PTFE

				Spicer (Cont'd)			
Bearings				Oil Bath Seal		Grease Seal	
Line No.	Inner Cone-Cup	Outer Cone-Cup	BRG Pilot	Inner	Tool Adapter	Inner	Outer
SP24	(Cast Hub) 598 - 592A	575 - 572	RD415	370019A	RD286	415060	
	(Exc. Cast Hub) 598A - 592A		RD415				
	HD204 ¹	HD206 ¹					
SP25	594A - 592A	580 - 572	RD416	(5.706" O.D.) 370023A	RD309	(5.706" O.D.) 456618	
	HD203 ¹			HD206 ¹		380023A ⁴ (6.256" O.D.) 370005A	RD305
SP26	663 - 652	663 - 652	RD410	(4.375" Shaft) 370019A	RD286	(4.375" Shaft) 415060	
				(4.500" Shaft) 370021A		RD327	(4.500" Shaft) 415351
SP27	3984 - 3920	462 - 453X	RD406				
SP28	33281 - 33462	3982 - 3920	RD407			(Chrysler) 455249 (Ford)(4.562" O.D.) 5751 (Ford)(4.626" O.D.) 416297	
SP29	575 - 572	575 - 572	RD418			455173	
SP30	663 - 652	663 - 652	RD410				
SP31	HM813846 ⁵ - HM813810	3982 - 3920					
SP32	594 - 592A	580 - 572	RD416	370021A	RD327	415351	
		HD206 ¹					
SP33	3984 - 3920	462 - 453X	RD406	370046A	RD273	416297	
SP34	495AX - 493	39590 - 39520	RD418	370009A	RD281	6864S	
		HD210 ¹					380009A ⁴
SP35	495AX - 493	39590 - 39520	RD418	370033A	RD328	455547	
		HD210 ¹					
SP36	566 - 563	3982 - 3920		370024A	RD280		
SP37	33287 - 33462	3982 - 3920	RD408	370008A	RD281		
SP38	25877 - 25821					(Ford) 2146 (Jeep) 42763	8676S

¹ Matched Bearing Set ⁴ PTFE

Drive Axles



Spicer (Cont'd)				Oil Bath Seal		Grease Seal	
Line No.	Bearings		BRG Pilot	Inner	Tool Adapter	Inner	Outer
	Inner Cone-Cup	Outer Cone-Cup					
SP39	(Ford)(1975-68) M201047S - M201011					(Ford)(1975-68) 472747	
	A-7 ¹ (Ford)(1983-76) A-10 (GMC) 514003 (IHC)(3,300 lb.) M201047S - M201011					(Ford)(1983-76) 9912 (GMC) 450067 (IHC)(3,300 lb.) 481837	
	A-7 ¹ (IHC)(3,500 lb.) 3382T - 3320 (Jeep)(1993-66)(Flanged Shaft)					(IHC)(3,500 lb.) 40185 (Jeep)(1993-66)(Flanged Shaft) 481837	451948
	A-10 (Jeep)(1998-94) A-10					(Jeep)(1998-94) 4857	9912
SP40	(Dodge) LM104949 - LM104911	LM104949 - LM104911	RD400			(Dodge) 4250	
	A-38 ¹ (Ford)(Full-Floating) 387AS - 382A (Ford)(Semi-Floating) R-1561-TV	A-38 ¹ LM104949 - LM104911 A-38 ¹				(Ford)(Full-Floating) 9864S (Ford)(Semi-Floating) 710067	
SP41	(Dodge) 45291 - 45220	LM104949 - LM104911				(Dodge) 455086	
		A-38 ¹					
	(Ford) 387AS - 382A	LM104949 - LM104911				(Ford) 9864S	
	(GMC) 387AS - 382A	LM104949 - LM104911				(GMC) 2081	
	A-38 ¹						
SP42	(Ford)(1969-66) 18790 - 18720	25592 ⁵ - 25520	RD400			(Ford)(1969-66) 472856	
	(Ford)(1979-70) LM104949 - LM104911	LM104949 - LM104911	RD400			(Ford)(1979-70) 4250	
	A-38 ¹ (GMC)(Jeep) 28678 - 28622 (Studebaker) 18790 - 18720	A-38 ¹ 18690 - 18620 18780 - 18720	RD400	RD400		(GMC)(Jeep) 455860 (Studebaker) 410987	
SP43	(Ford) M201047S - M201011					(Ford) 51098	
	A-7 ¹ (GMC)(Coil Springs) M201047S - M201011					(GMC)(Coil Springs) 481837	
	A-7 ¹ (GMC)(Leaf Springs) 514003					(GMC)(Leaf Springs) 450067	

¹ Matched Bearing Set

				Spicer (Cont'd)			
Bearings				Oil Bath Seal		Grease Seal	
Line No.	Inner Cone-Cup	Outer Cone-Cup	BRG Pilot	Inner	Tool Adapter	Inner	Outer
SP44	(Dodge)(9,000 lb. GVW) 28682 - 28622	LM104949 - LM104911	RD402			(Dodge)(9,000 lb. GVW) 417158	
	HD213 ¹ (Dodge)(Exc. 9,000 lb. GVW)	A-38 ¹				(Dodge)(Exc. 9,000 lb. GVW) 455086	
	45291 - 45220	LM104949 - LM104911					
	(Ford) 387AS - 382A	LM104949 - LM104911				(Ford) 9864S	
	(GMC) 387AS - 382A	LM104949 - LM104911				(GMC) 2081	
SP45	(Dodge) 45291 - 45220	LM104949 - LM104911				(Dodge) 455086	
		A-38 ¹					
	(Ford)(1991-88) 39585 - 39520	368A - 362A	RD404	(Ford)(1991-88) 370018A	RD275		
	(Ford)(1998-92) 39590 - 39520	JLM506849 - JLM506810	RD406	(Ford)(1998-92) 370018A	RD275		
	HD210 ¹ (Ford)(2006-99) 33281 - 33462	39250 - 39412	RD407			(Ford)(2006-99) 710454	
SP46	33287 - 33462	3982 - 3920	RD408	370371A	RD336		
				Volvo			
Bearings				Oil Bath Seal		Grease Seal	
Line No.	Inner Cone-Cup	Outer Cone-Cup	BRG Pilot	Inner	Tool Adapter	Inner	Outer
VO1	33015	33013					
VO2	33018	33015					
VO3	683 - 672	663 - 653					
		HD207 ¹					
		663PT ² - 653PT ²					
		HD207PT ¹					
				White			
Bearings				Oil Bath Seal		Grease Seal	
Line No.	Inner Cone-Cup	Outer Cone-Cup	BRG Pilot	Inner	Tool Adapter	Inner	Outer
WH1	598A - 592A	580 - 572	RD415	370003A	RD305	5481	5405
	HD204 ¹	HD206 ¹		380003A ⁴			
WH2	681A - 672	580 - 572	RD415	370006A	RD289		
		HD206 ¹					

¹ Matched Bearing Set ² Premium Through-Hardened (PT) ⁴ PTFE

Drive Axles



White (Cont'd)				Oil Bath Seal		Grease Seal	
Line No.	Bearings		BRG Pilot	Inner	Tool Adapter	Inner	Outer
	Inner Cone-Cup	Outer Cone-Cup					
WH3	760 - 752	749 - 742	RD414	370004A	RD289	5473 6872S	
WH4	582 - 572 HD211 ¹	42687 - 42620	RD410	370030A	RD285	6635S	5403
WH5	598A - 592A HD204 ¹	575 - 572	RD415	(Cast Wheels) 370023A 380023A ⁴ (Disc Wheels) 370019A	RD309 RD286	(Disc Wheels) 415060	
WH6	495AX - 493	3984 - 3920	RD418	370008A	RD281	6270	5401
WH7	47686 - 47620 HD209 ¹	39590 - 39520 HD210 ¹	RD410	370023A 380023A ⁴	RD309	456618	
WH8	3984 - 3920	462 - 453X	RD406	370046A	RD273	416297	
WH9	594 - 592A	580 - 572 HD206 ¹	RD416	(4.500" Shaft) 370021A (4.765" Shaft) 370005A	RD327 RD305	(4.500" Shaft) 415351	
WH10	759 - 752	749 - 742	RD412	370004A	RD289		
WH11	749 - 742	580 - 572 HD206 ¹	RD419	370019A	RD286	415060	417267
WH12	42688 - 42620	39585 - 39520	RD418	370033A	RD328	455547	
WH13	575 - 572	575 - 572	RD418			(4.125" Shaft) 415043 (4.875" Shaft) 417269	417267
WH14	33287 - 33462	3982 - 3920	RD408	370047A	RD277	455858	5487
WH15	495AX - 493	39590 - 39520 HD210 ¹	RD418	370008A	RD281	6270	5401
WH16	(Exc. White 405C Axle) 580 - 572 HD206 ¹ (White 405C Axle) 575 - 572	479 - 472A 479 - 472A	RD410 RD418	(Hub Mount) 370036A 380036A ⁴ (Spindle Mount) 370349A	RD308 RD295		
WH17	560S - 552A	39580 - 39520		370011A	RD279	416125	415711
WH18	77375 - 77675	77375 - 77675	RD416	370019A	RD286		

¹ Matched Bearing Set ⁴ PTFE

				White (Cont'd)			
Bearings				Oil Bath Seal		Grease Seal	
Line No.	Inner Cone-Cup	Outer Cone-Cup	BRG Pilot	Inner	Tool Adapter	Inner	Outer
WH19	(20" Wheels) 681A - 672	580 - 572	RD415	(20" Wheels) 370006A	RD289		
		HD206 ¹					
	(22" Wheels) 582 - 572	42688 - 42620	RD410	(22" Wheels) 370030A	RD285	(22" Wheels) 6635S	
	HD211 ¹						
WH20	(20" Wheels) 582 - 572	42688 - 42620	RD410	(20" Wheels) 370006A	RD289		
		HD211 ¹					
	(22" Wheels) 598A - 592A	580 - 572	RD415	(22" Wheels) 370003A	RD305	(22" Wheels) 6635S	
		HD204 ¹	HD206 ¹	380003A ⁴			
WH21	598A - 592A	580 - 572	RD415	370027A	RD289		5405
	HD204 ¹	HD206 ¹					
WH22	33281 - 33462	39585 - 39520	RD407	370191A	RD274	456648	
WH23	5760 - 5735	575 - 572	RD418	370023A	RD309	456618	
				380023A ⁴			
WH24	683 - 672	580 - 572		370006A	RD289		
		HD206 ¹					
WH29	47678 - 47620	39585 - 39520	RD418	370165A	RD328	455958	
WH30	782 - 772	749 - 742	RD425	370120A/AR23	RD335		
WH31	683 - 672	580 - 572		370120A/AR23	RD294		
		HD206 ¹					

¹ Matched Bearing Set ⁴ PTFE

PINION SEALS - Applications



Arvin Meritor				Arvin Meritor (Cont'd)			
Axle Series	Location	Application	National Number	Axle Series	Location	Application	National Number
120 Series - RS13120, RS15-120, RS15-125	Single Rear Input		415082N	164 Series - RT46/50/52-164 (RD/RP/RR23-164)	Tandem Front Input		100494
140 Series - RS16/17-140, RT40-140 (RD/RR20-140)	Tandem Rear or Single Rear Input	Exc. RS17-140	100263	164 Series - RT46/50/52-164 (RD/RP/RR23-164)	Tandem Front Output		100495
140 Series - RS16/17-140, RT40-140 (RD/RR20-140)	Tandem Front Input	w/3.250" Yoke OD	100494	164 Series - RT46/50/52-164 (RD/RP/RR23-164)	Tandem Rear Input		100557
140 Series - RS16/17-140, RT40-140 (RD/RR20-140)	Tandem Front Input	w/3.000" Yoke OD	100495	180 & 185 Series - RS23/26/30-180/185 & RT48/52/58-180/185 (RP/RR24/26/29-180/185)	Tandem Front Input		100494
140 Series - RS16/17-140, RT40-140 (RD/RR20-140)	Tandem Front Output	w/3.000" Yoke OD	100495	180 & 185 Series - RS23/26/30-180/185 & RT48/52/58-180/185 (RP/RR24/26/29-180/185)	Tandem Rear or Single Rear Input		100557
140 Series - RS16/17-140, RT40-140 (RD/RR20-140)	Tandem Rear or Single Rear Input	RS17-140	415082N	180 & 185 Series - RS23/26/30-180/185 & RT48/52/58-180/185 (RP/RR24/26/29-180/185)	Tandem Front Output		415836V
140 Series - RS16/17-140, RT40-140 (RD/RR20-140)	Tandem Front Output	w/2.500" Yoke OD	4561V	210, 220, 224, 230 Series - RS15/17/19/21/23-210/220/224/230	Single Rear Input		415082N
141 Series - RS16/17-141	Single Rear Input		100263	240 Series - RS23-240	Single Rear Input		100263
143 Series - MT40-143 (MD/MP/MR20-143)	Tandem Rear Input		100263	256 Series	Drive Steer Axle Input		4876N
143 Series - MT40-143 (MD/MP/MR20-143)	Tandem Front Input	w/3.250" Yoke OD	100494	355 Series	Drive Steer Axle Input		416282
143 Series - MT40-143 (MD/MP/MR20-143)	Tandem Front Output	w/3.000" Yoke OD	100495	380 Series - RS23/26/30/38-380 & RT48/52/58/70-380 (RP/RR24/26/29/35-380)	Tandem Front Input		100494
143 Series - MT40-143 (MD/MP/MR20-143)	Tandem Front Input	w/3.000" Yoke OD	100495	380 Series - RS23/26/30/38-380 & RT48/52/58/70-380 (RP/RR24/26/29/35-380)	Single Rear Input		100494
143 Series - MT40-143 (MD/MP/MR20-143)	Tandem Front Output	w/2.500" Yoke OD	4561V	380 Series - RS23/26/30/38-380 & RT48/52/58/70-380 (RP/RR24/26/29/35-380)	Tandem Rear Input		100495
144 Series - RS17/19-144	Single Rear Input		100263	380 Series - RS23/26/30/38-380 & RT48/52/58/70-380 (RP/RR24/26/29/35-380)	Tandem Front Output		415836V
145 Series - RS17/19/21-145, RT34-145 (RD/RP/RR17-145), RT40-145 (RD/RP/RR20-145, RT44-145)(RD/RP/RR22-145)	Drive Steer Axle Input		100263	C100 Series	Single Rear Input		410308
145 Series - RS17/19/21-145, RT34-145 (RD/RP/RR17-145), RT40-145 (RD/RP/RR20-145, RT44-145)(RD/RP/RR22-145)	Tandem Rear or Single Rear Input		100263	C102 & C103 Series	Single Rear Input		475080N
145 Series - RS17/19/21-145, RT34-145 (RD/RP/RR17-145), RT40-145 (RD/RP/RR20-145, RT44-145)(RD/RP/RR22-145)	Tandem Front Input	w/3.250" Yoke OD	100494	D Series	Single Rear Input	w/3.061" Bore Hsg	410308
145 Series - RS17/19/21-145, RT34-145 (RD/RP/RR17-145), RT40-145 (RD/RP/RR20-145, RT44-145)(RD/RP/RR22-145)	Tandem Front Input	w/3.000" Yoke OD	100495	D Series	Single Rear Input	w/3.623" Bore Hsg	475080N
145 Series - RS17/19/21-145, RT34-145 (RD/RP/RR17-145), RT40-145 (RD/RP/RR20-145, RT44-145)(RD/RP/RR22-145)	Tandem Front Output	w/3.000" Yoke OD	100495	D4640R Series	Tandem Rear Input		4876N
145 Series - RS17/19/21-145, RT34-145 (RD/RP/RR17-145), RT40-145 (RD/RP/RR20-145, RT44-145)(RD/RP/RR22-145)	Tandem Front Output	w/2.500" Yoke OD	4561V	DD4640 Series	Tandem Front Input		415137
155 Series - RF21-155	Drive Steer Axle Input		4876N	DD4640 Series	Tandem Front Output		415272N
160 Series - RS21/23/24/25/26-160, RT40/46/50/52-160 (RD/RP/RR20/23/25/26-160)	Tandem Front Input		100494	ELHD & ERLHD Series	Tandem Front Output		35949N
160 Series - RS21/23/24/25/26-160, RT40/46/50/52-160 (RD/RP/RR20/23/25/26-160)	Tandem Front Output		100495	ELHD & ERLHD Series	Tandem Rear Input		415009N
160 Series - RS21/23/24/25/26-160, RT40/46/50/52-160 (RD/RP/RR20/23/25/26-160)	Tandem Rear or Single Rear Input		100557	ELHD & ERLHD Series	Tandem Front Input		417484N
161 Series - RS21/23/24/25/26-161	Single Rear Input		100557	EQDD & ERQDD Series	Tandem Rear Input		415012V
				EQDD & ERQDD Series	Tandem Front Input		415272N
				EQDD & ERQDD Series	Tandem Front Output		417489
				EQHD & ERQHD Series	Tandem Front Output		35949N
				EQHD & ERQHD Series	Tandem Rear Input		415009N

PINION SEALS - Applications

Arvin Meritor (Cont'd)			
Axle Series	Location	Application	National Number
EQHD & ERQHD Series	Tandem Front Input		417484N
ERDD & ERLDD Series	Tandem Front Input		415272N
ESQHD Series	Tandem Front Output	w/2.938" Yoke OD	35949N
ESQHD Series	Tandem Rear Input		415009N
ESQHD Series	Tandem Front Output	w/3.000" Yoke OD	415086N
ESQHD Series	Tandem Front Input		417484N
ETRDD Series	Tandem Front Input		3592
ETRDD Series	Tandem Front Output		415086N
F105 & F106 Series	Single Rear Input		415234
F140, F145, F146, F149 Series	Single Rear Input		470734N
H120 Series	Single Rear Input		415009N
H140 Series	Single Rear Input		410101N
H141 Series	Single Rear Input		415009N
H170 Series	Single Rear Input		412038N
H172 & H173 Series	Single Rear Input		415082N
L100, L101, L110, L155 Series	Single Rear Input		415009N
L172 & L173 Series	Single Rear Input		415082N
MS113 Series	Single Rear Input		415082N
MX120 Series	Steer Axle Input		100557
P174 Series	Single Rear Input		415082N
PR, PRM, PS Planetary Axle Series	Single Rear Input		415009N
QT346 Series	Single Rear Input	GMC	3592
QT346 Series	Single Rear Input	Ford	415086N
R100, R101, R110, R112, R113, R114, R115, R120, R140, R141, R143, R164 Series	Single Rear Input		415009N
R170, R171, R172, R173 Series	Single Rear Input	w/5.501" Bore Hsg	3592
R170, R171, R172, R173 Series	Single Rear Input	w/4.249" Bore Hsg	415086N
R200 Series	Single Rear Input		416282
RDD Series	Tandem Front Input		415137
RDD Series	Tandem Front Output		415272N
S170 Series	Single Rear Input	w/5.501" Bore Hsg	3592
S170 Series	Single Rear Input	w/4.249" Bore Hsg	415086N
SFDD4640 Series	Tandem Front Output	w/2.750" Yoke OD	415272N
SFDD4640 Series	Tandem Front Input	w/3.000" Yoke OD	417487

Arvin Meritor (Cont'd)			
Axle Series	Location	Application	National Number
SFDD4640 Series	Tandem Front Output	w/3.000" Yoke OD	417487
SFDD4640 Series	Tandem Front Input	w/3.250" Yoke OD	418028
SFDD4640 Series	Tandem Rear Input		4876N
SL100 & SLR100 Series	Tandem Rear Input	From 9/83	100263
SL100 & SLR100 Series	Tandem Front Input	From 9/83	100495
SL100 & SLR100 Series	Tandem Rear Input	To 9//83	3905
SL100 & SLR100 Series	Tandem Front Input	To 9//83	415281N
SL100 & SLR100 Series	Tandem Front Output	From 9/83	4561V
SL100 & SLR100 Series	Tandem Front Output	To 9//83	473274N
SLHD Series	Tandem Front Output		35949N
SLHD Series	Tandem Rear Input		415009N
SLHD Series	Tandem Front Input		417484N
SP100 Series	Single Rear Input	w/5.501" Bore Hsg	3592
SP100 Series	Single Rear Input	w/4.249" Bore Hsg	415086N
SQ100 Series	Tandem Rear Input	From 9/83	100263
SQ100 Series	Tandem Front Input	From 9/83	100495
SQ100 Series	Tandem Rear Input	To 9//83	3905
SQ100 Series	Tandem Front Input	To 9//83	415281N
SQ100 Series	Tandem Front Output	From 9/83	4561V
SQ100 Series	Tandem Front Output	To 9//83	473274N
SQHD Series	Tandem Front Output	w/2.937" Yoke OD	35949N
SQHD Series	Tandem Rear Input		415009N
SQHD Series	Tandem Front Output	w/3.000" Yoke OD	415086N
SQHD Series	Tandem Front Input		417484N
SQHP Series	Tandem Rear Input	From 9/83	100263
SQHP Series	Tandem Front Input	From 9/83	100495
SQHP Series	Tandem Front Input	To 9//83	415281N
SQHP Series	Tandem Front Output	From 9/83	4561V
SQHP Series	Tandem Front Output	To 9//83	473274N
SQRHD Series	Tandem Rear Input		415009N
SR170 Series	Tandem Rear Input		415086N
SR170 Series	Tandem Front Output		415836V
SR170 Series	Tandem Front Input		416470N

PINION SEALS - Applications



Arvin Meritor (Cont'd)			
Axle Series	Location	Application	National Number
SR270 & SR280 Series	Tandem Front Output		415836V
SR270 & SR280 Series	Tandem Rear Input		415836V
SR270 & SR280 Series	Tandem Front Input		416470N
SRDD Series	Tandem Front Output		415272N
SRDD Series	Tandem Front Input		418028
SRDD Series	Tandem Rear Input		4876N
SSHD Series	Tandem Front Input	w/3.000" Yoke OD	415086N
SSHD Series	Tandem Front Output		415322V
SSHD Series	Tandem Front Input	w/3.250" Yoke OD	416470N
SSHD Series	Tandem Rear Input		4876N
STDD Series	Tandem Front Output		415272N
STDD Series	Tandem Front Input		418028
STDD Series	Tandem Rear Input		4876N
STHD Series	Tandem Front Input	w/3.000" Yoke OD	415086N
STHD Series	Tandem Front Output		415322V
STHD Series	Tandem Front Input	w/3.250" Yoke OD	416470N
STHD Series	Tandem Rear Input		4876N
SU170 Series	Tandem Rear Input		415086N
SU170 Series	Tandem Front Output		415836V
SU170 Series	Tandem Front Input		416470N
SU270 & SU280 Series	Tandem Rear Input		415836V
SU270 & SU280 Series	Tandem Front Output		415836V
SU270 & SU280 Series	Tandem Front Input		416470N
SUDD Series	Tandem Front Output		415470N
SUDD Series	Tandem Rear Input		416282
SUDD Series	Tandem Front Input		418028
SW170 Series	Tandem Rear Input		415086N
SW170 Series	Tandem Front Output		415836V
SW170 Series	Tandem Front Input		416470N
SW270 & SW280 Series	Tandem Rear Input		415836V
SW270 & SW280 Series	Tandem Front Output		415836V
SW270 & SW280 Series	Tandem Front Input		416470N
U140 Series	Single Rear Input		415009N

Arvin Meritor (Cont'd)			
Axle Series	Location	Application	National Number
U170 Series	Single Rear Input	GMC	3592
U170 Series	Single Rear Input	Ford	415086N
U240 & U340 Series	Single Rear Input		416282
Dana/Eaton/Spicer			
Axle Series	Location	Application	National Number
15040P, 15040T	Single Rear Input		712625
15040S	Single Rear Input		9773
15201, 15301	Single Rear Input		722250
16244, 16344	Single Rear Input		9773
17101, 17121, 17401, 17421	Single Rear Input		9773
17201, 17221, 17301, 17321	Single Rear Input		9773
18101, 18121	Single Rear Input		9773
18210, 18221, 18301, 18321	Single Rear Input		9773
190, 220 Series 4WD	Single Rear Input		415012V
190, 220 Series 4WD	Single Rear Output		415458V
19050P, 19050S, 19050T	Single Rear Input		9773
19055D, 19055ST, 19055T	Single Rear Input		9773
19060D, 19060S, 19065S	Single Rear Input		127591
21060D, 21060S	Single Rear Input		127591
21065D, 21065S, 21065T/P	Single Rear Input		9773
21121, 21221, 21231, 21421	Single Rear Input		9773
22060D, 22060S	Single Rear Input		127591
22065D, 22065S, 22065T/P	Single Rear Input		9773
22221, 22321, 22421	Single Rear Input		9773
230/260/300/350 Series 4WD	Single Rear Input		412473
230/260/300/350 Series 4WD	Single Rear Output		415012V
23121, 23221, 23321, 23421	Single Rear Input		712937
26121, 26221, 26321, 26421	Single Rear Input		712937
35327	Single Rear Input		712937
DA344	Tandem Front Input		127591
DA344	Tandem Front Output		127592
DA404/405/454P	Tandem Front Input		127591
DA404/405/454P	Tandem Front Output		127592

PINION SEALS - Applications

Dana/Eaton/Spicer (Cont'd)			
Axle Series	Location	Application	National Number
DC341/381/401/402/451	Tandem Front Input		415012V
DC341/381/401/402/451	Tandem Front Output		415458V
DD404/405/454	Tandem Front Input		127591
DD404/405/454	Tandem Front Output		127592
DDH40, DDP40/41	Tandem Front Input		127591
DDH40, DDP40/41	Tandem Front Output		127592
DP340/341/380/381/386/400/401/405/406/451	Tandem Front Input		415012V
DP340/341/380/381/386/400/401/405/406/451	Tandem Front Output		415458V
DP440/446/460/466/480/485/550/580/650	Tandem Front Input		412473
DP440/446/460/466/480/485/550/580/650	Tandem Front Output		415012V
DS340/341/380/381/386/400/401/402/405/406/451	Tandem Front Input		415012V
DS340/341/380/381/386/400/401/402/405/406/451	Tandem Front Output		415458V
DS344/404/405	Tandem Front Input		127591
DS344/404/405	Tandem Front Output		127592
DS440/446/460/466/480	Tandem Front Input		415012V
DS440/446/460/466/480	Tandem Front Output		415458V
DSH40, DSP40, DSP41	Tandem Front Input		127591
DSH40, DSP40, DSP41	Tandem Front Output		127592
DT340/341/380/381/386/400/401/402/406/451	Tandem Front Input		415012V
DT340/341/380/381/386/400/401/402/406/451	Tandem Front Output		415458V
DT440/446/460/466/480/485	Tandem Front Input		412473
DT440/446/460/466/480/485	Tandem Front Output		415012V
G175S/T, G190S	Single Rear Input		477163N
G340S, G380S	Tandem Front Input		415281N
G340S, G380S	Tandem Front Output		415449
J340S/380S/400S	Tandem Front Input		415281N
J340S/380S/400S	Tandem Front Output		415836V
M190T/210T/220T/230T	Single Rear Input		477163N
N340, N400	Tandem Front Input		415013
N340, N400	Tandem Front Output		4624V
RA344/404/405/454	Tandem Rear Input		127591
RC341/381/401/402/451	Tandem Rear Input		9773
RC460, RC480	Tandem Rear Input		712937

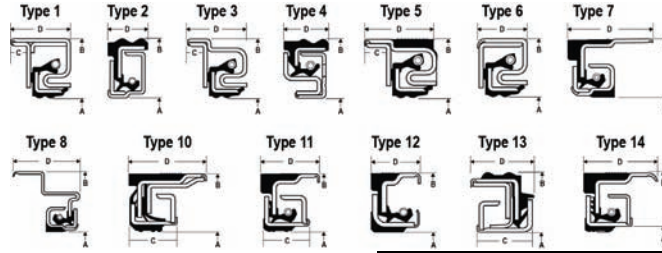
Dana/Eaton/Spicer (Cont'd)			
Axle Series	Location	Application	National Number
RD404/405/454	Tandem Rear Input		127591
RDH40	Tandem Rear Input		127591
RDP40, RDP41	Tandem Rear Input		127591
RP340/341/380/381/386/400/401/402/406/451	Tandem Rear Input		9773
RP440/446/480/485/550/560/580	Tandem Rear Input		712937
RS340/341/380/381/386/400/401/402/406/451	Tandem Rear Input		9773
RS344/404/405/454	Tandem Rear Input		127591
RS440/446/460/466/480	Tandem Rear Input		712937
RSH40	Tandem Rear Input		127591
RSP40, RSP41	Tandem Rear Input		127591
RT340/341/380/381/386/400/401/402/406/451	Tandem Rear Input		9773
RT446/460/466/480/485	Tandem Rear Input		712937
S110, S130	Single Rear Input		127591
S230S/SB/SL, 260SB	Single Rear Input		455396
S400S	Tandem Front Input		415013
S400S	Tandem Front Output		415836V
SP550, SP580	Tandem Rear Input		412473
TP550, TP580	Tandem Front Input		412473
TP550, TP580	Tandem Front Output		415012V
TP601, TP650	Tandem Front Output		415012V
W440S, W406S	Tandem Front Input		415281N
W440S, W406S	Tandem Front Output		415836V
Eaton - see Dana			
Axle Series	Location	Application	National Number
International Truck - see Navistar			
Axle Series	Location	Application	National Number
Mack			
Axle Series	Location	Application	National Number
CRD78	Tandem Rear Input	w/ 2 Speed	416282
CRD78	Single Rear Input	w/ 2 Speed	416282
CRD78	Single Rear Input	w/o 2 Speed	4564V
CRD78	Tandem Rear Input	w/o 2 Speed	4564V
CRD93	Tandem Rear Input		415009N

PINION SEALS - Applications



Mack (Cont'd)				Spicer - see Dana			
Axle Series	Location	Application	National Number				
CRD93	Single Rear Input		415009N				
CRD94	Single Rear Input	w/ 2 Speed	416282				
CRD94	Tandem Rear Input	w/ 2 Speed	416282				
CRD94	Tandem Rear Input	w/o 2 Speed	4564V				
CRD94	Single Rear Input	w/o 2 Speed	4564V				
CRDLP/CRDPC/CRDPC Series	Tandem Front Output		4158322V				
CRDLP/CRDPC/CRDPC Series	Tandem Front Input		415991				
RAD/RADF/RADL/RADP Series	Tandem Rear Input	w/ 2 Speed	416282				
RAD/RADF/RADL/RADP Series	Single Rear Input	w/ 2 Speed	416282				
RAD/RADF/RADL/RADP Series	Tandem Rear Input	w/o 2 Speed	4564V				
RAD/RADF/RADL/RADP Series	Single Rear Input	w/o 2 Speed	4564V				
Navistar							
Axle Series	Location	Application	National Number				
FA64/78/81	Driven Steer Axle Input	w/3.481" Bore Hsg.	410987				
FA64/78/81	Driven Steer Axle Input	w/3.875" Bore Hsg.	711553				
RA15, RA20	Single Rear Input	w/2.996" Bore Hsg.	470530				
RA25/26/30/31/33/34	Single Rear Input	w/3.481" Bore Hsg.	410987				
RA25/26/30/31/33/34	Single Rear Input	w/3.875" Bore Hsg.	711553				
RA29	Single Rear Input	w/3.481" Bore Hsg.	410987				
RA341	Tandem Rear Input	w/3.481" Bore Hsg.	410987				
RA341	Tandem Front Output		415449				
RA341	Tandem Front Input		417349				
RA35/38/39/40	Single Rear Input	w/3.481" Bore Hsg.	410987				
RA351/355/386/387	Tandem Front Output		415449				
RA351/355/386/387	Tandem Rear Input	w/4.003" Bore Hsg.	415836V				
RA351/355/386/387	Tandem Front Input		417349				
RA42/43/44/46/47/48/56/57	Single Rear Input	w/4.003" Bore Hsg.	415836V				
RA429, RA437	Tandem Rear Input	w/4.003" Bore Hsg.	415836V				
RA429, RA437	Single Rear Input	w/4.003" Bore Hsg.	415836V				
RA472, RA474	Tandem Front Input		415281N				
RA472, RA474	Tandem Front Output		415836V				
Rockwell - see Arvin Meritor							

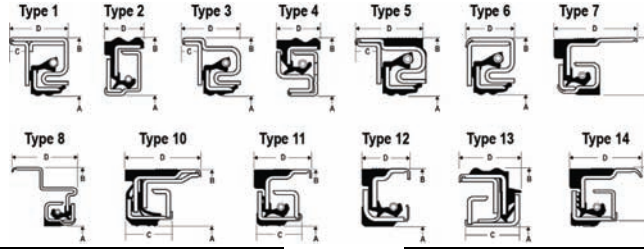
Oil Bath Specifications - Numerical Listing



Seal Part Number	Shaft Diameter A	Bore Diameter B	Width C	Overall Width D	Type
370001A	3.500	4.842	0.545	0.925	14
370002A	3.500	5.000	0.405	1.000	3
370003A	4.765	6.311	0.545	1.078	14
370004A	4.812	6.500	0.270	0.865	3
370005A	4.765	6.251	0.545	0.605	11
370006A	4.765	6.999	0.650	1.250	3
370007A	4.875	6.373	0.321	0.921	3
370008A	3.937	5.372	0.545	1.015	11
370009A	3.937	5.501	0.330	0.937	3
370010A	2.875	4.125	0.247	0.842	1
370011A	3.625	5.000	0.275	0.875	5
370012A	3.625	4.810	0.311	0.921	7
370013A	3.312	5.000	0.342	0.937	3
370014A	3.125	4.500	-	0.605	6
370015A	4.000	5.375	0.405	1.000	3
370018A	3.250	4.500	-	0.605	6
370019A	4.375	6.251	-	0.605	6
370020A	4.500	6.000	0.384	0.984	3
370021A	4.500	6.251	0.565	0.605	11
370022A	4.500	5.750	0.565	1.000	11
370023A	3.875	5.689	0.545	0.880	14
370024A	3.875	5.501	0.550	0.875	11
370025A	4.625	5.999	0.515	0.875	14
370026A	4.635	6.007	0.342	0.937	3
370027A	4.812	6.311	0.467	1.062	3
370028A	5.000	6.250	0.725	1.375	1
370029A	3.187	5.000	0.185	0.765	3
370030A	4.250	6.064	-	0.605	6
370031A	4.250	6.250	0.565	1.188	11
370033A	3.875	5.126	-	0.605	6
370034A	4.375	6.311	0.500	1.090	3
370036A	4.000	5.757	0.545	0.955	11
370037A	4.375	5.757	0.400	1.000	3
370038A	5.000	7.437	-	0.605	6
370039A	5.500	7.437	0.400	1.000	3
370043A	5.500	7.125	0.587	1.187	3
370046A	3.125	4.625	-	0.605	6
370047A	3.437	4.755	-	0.700	6
370048A	4.375	5.905	0.400	1.000	3
370051A	4.625	6.622	0.493	1.093	3
370054A	2.875	4.175	0.222	0.822	3
370057A	4.875	6.437	0.326	0.921	3
370063A	5.000	6.250	-	0.605	6
370064A	5.625	7.186	0.306	0.906	3
370065A	4.250	6.008	0.565	1.000	14
370066A	4.000	5.626	-	0.605	6
370069A	5.250	7.375	0.455	1.000	3
370078A	4.500	6.622	0.498	1.093	3
370086A	4.500	6.310	0.580	1.175	3
370094A	4.125	5.375	-	0.605	6
370106A	4.166	5.500	-	0.605	6
370107A	4.250	6.035	0.315	0.915	3
370109A	4.875	6.622	0.405	1.000	3
370119A	5.640	7.501	0.585	0.605	6

Seal Part Number	Shaft Diameter A	Bore Diameter B	Width C	Overall Width D	Type
370120A	5.500	7.250	0.587	1.187	3
370121A	4.875	6.500	0.400	1.000	3
370124A	4.500	5.374	-	0.884	7
370131A	4.500	5.876	0.520	0.984	11
370132A	3.500	4.543	-	0.788	7
370145A	3.125	4.174	-	0.500	7
370150A	2.875	3.875	-	0.700	7
370165A	3.875	5.376	0.500	0.895	3
370166A	5.000	6.622	0.498	1.093	3
370169A	3.500	4.751	0.425	0.605	7
370173A	4.765	6.250	0.325	1.050	1
370175A	7.250	8.750	-	0.605	6
370178A	4.500	5.500	-	0.675	7
370179A	3.500	4.450	-	0.843	7
370181A	4.765	5.999	0.425	1.031	1
370182A	4.375	5.905	-	1.000	8
370191A	3.312	4.501	-	0.605	6
370192A	4.500	6.441	0.312	0.937	3
370195A	4.882	6.001	0.545	0.625	11
370198A	4.040	5.122	0.545	0.945	11
370199A	2.359	3.938	0.545	0.575	11
370211A	2.948	4.725	0.545	0.585	11
370212A	3.539	5.277	0.545	0.585	11
370219A	2.250	3.372	0.455	0.475	12
370220A	4.724	5.906	0.545	0.590	11
370247A	2.955	3.875	-	0.488	3
370338A	4.375	5.757	0.562	0.600	2
370349A	4.000	5.757	0.562	0.600	2
370352A	2.750	3.779	0.545	0.767	11
370371A	3.937	5.126	0.544	0.605	11
370450A	2.875	3.875	-	0.414	7
376590A	4.250	6.008	0.466	0.680	4
380001A	3.500	4.840	0.557	0.910	10
380003A	4.765	6.309	0.625	1.132	10
380009A	3.937	5.501	0.600	0.957	10
380022A	4.500	5.750	0.620	1.000	10
380023A	3.875	5.690	0.620	0.770	10
380025A	4.625	5.998	0.625	0.937	10
380031A	4.250	6.250	0.600	1.188	10
380036A	4.000	5.752	0.560	0.965	10
380048A	4.375	5.905	0.600	1.015	10
380065A	4.250	6.007	0.580	1.000	10
380069A	5.250	7.375	0.630	1.010	10
380131A	4.500	5.876	0.605	0.984	10
386025A	4.625	5.998	0.647	0.580	13
386590A	4.252	6.007	0.647	0.580	13

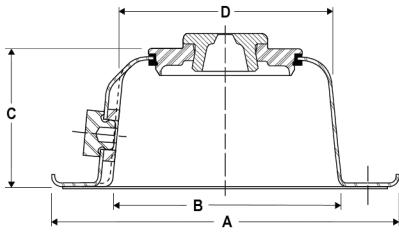
Oil Bath Seal Specifications - Shaft Size Listing



Shaft Diameter A	Bore Diameter B	Width C	Overall Width D	Type	Seal Part Number
2.250	3.372	0.455	0.475	12	370219A
2.359	3.938	0.545	0.575	11	370199A
2.750	3.779	0.545	0.767	11	370352A
2.875	3.875	-	0.700	7	370150A
2.875	3.875	-	0.414	7	370450A
2.875	4.125	0.247	0.842	1	370010A
2.875	4.175	0.222	0.822	3	370054A
2.948	4.725	0.545	0.585	11	370211A
2.955	3.875	-	0.488	3	370247A
3.125	4.174	-	0.500	7	370145A
3.125	4.500	-	0.605	6	370014A
3.125	4.625	-	0.605	6	370046A
3.187	5.000	0.185	0.765	3	370029A
3.250	4.500	-	0.605	6	370018A
3.312	4.501	-	0.605	6	370191A
3.312	5.000	0.342	0.937	3	370013A
3.437	4.755	-	0.700	6	370047A
3.500	4.450	-	0.843	7	370179A
3.500	4.543	-	0.788	7	370132A
3.500	4.751	0.425	0.605	7	370169A
3.500	4.840	0.557	0.910	10	380001A
3.500	4.842	0.545	0.925	14	370001A
3.500	5.000	0.405	1.000	3	370002A
3.539	5.277	0.545	0.585	11	370212A
3.625	4.810	0.311	0.921	7	370012A
3.625	5.000	0.275	0.875	5	370011A
3.875	5.126	-	0.605	6	370033A
3.875	5.376	0.500	0.895	3	370165A
3.875	5.501	0.550	0.875	11	370024A
3.875	5.689	0.545	0.880	14	370023A
3.875	5.690	0.620	0.770	10	380023A
3.937	5.126	0.544	0.605	11	370371A
3.937	5.372	0.545	1.015	11	370008A
3.937	5.501	0.330	0.937	3	370009A
3.937	5.501	0.600	0.957	10	380009A
4.000	5.375	0.405	1.000	3	370015A
4.000	5.626	-	0.605	6	370066A
4.000	5.752	0.560	0.965	10	380036A
4.000	5.757	0.545	0.955	11	370036A
4.000	5.757	0.562	0.600	2	370349A
4.040	5.122	0.545	0.945	11	370198A
4.125	5.375	-	0.605	6	370094A
4.166	5.500	-	0.605	6	370106A
4.250	6.007	0.580	1.000	10	380065A
4.250	6.008	0.565	1.000	14	370065A
4.250	6.008	0.466	0.680	4	376590A
4.250	6.035	0.315	0.915	3	370107A
4.250	6.064	-	0.605	6	370030A
4.250	6.250	0.565	1.188	11	370031A
4.250	6.250	0.600	1.188	10	380031A
4.252	6.007	0.647	0.580	13	386590A
4.375	5.757	0.400	1.000	3	370037A
4.375	5.757	0.562	0.600	2	370338A
4.375	5.905	0.400	1.000	3	370048A

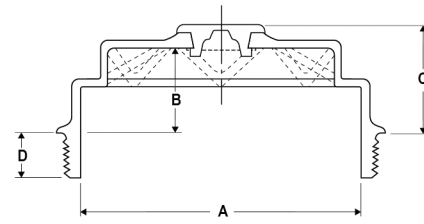
Shaft Diameter A	Bore Diameter B	Width C	Overall Width D	Type	Seal Part Number
4.375	5.905	-	1.000	8	370182A
4.375	5.905	0.600	1.015	10	380048A
4.375	6.251	-	0.605	6	370019A
4.375	6.311	0.500	1.090	3	370034A
4.500	5.374	-	0.884	7	370124A
4.500	5.500	-	0.675	7	370178A
4.500	5.750	0.565	1.000	11	370022A
4.500	5.750	0.620	1.000	10	380022A
4.500	5.876	0.520	0.984	11	370131A
4.500	5.876	0.605	0.984	10	380131A
4.500	6.000	0.384	0.984	3	370020A
4.500	6.251	0.565	0.605	11	370021A
4.500	6.310	0.580	1.175	3	370086A
4.500	6.441	0.312	0.937	3	370192A
4.500	6.622	0.498	1.093	3	370078A
4.625	5.998	0.625	0.937	10	380025A
4.625	5.998	0.647	0.580	13	386025A
4.625	5.999	0.515	0.875	14	370025A
4.625	6.622	0.493	1.093	3	370051A
4.635	6.007	0.342	0.937	3	370026A
4.724	5.906	0.545	0.590	11	370220A
4.765	5.999	0.425	1.031	1	370181A
4.765	6.250	0.325	1.050	1	370173A
4.765	6.251	0.545	0.605	11	370005A
4.765	6.309	0.625	1.132	10	380003A
4.765	6.311	0.545	1.078	14	370003A
4.765	6.999	0.650	1.250	3	370006A
4.812	6.311	0.467	1.062	3	370027A
4.812	6.500	0.270	0.865	3	370004A
4.875	6.373	0.321	0.921	3	370007A
4.875	6.437	0.326	0.921	3	370057A
4.875	6.500	0.400	1.000	3	370121A
4.875	6.622	0.405	1.000	3	370109A
4.882	6.001	0.545	0.625	11	370195A
5.000	6.250	0.725	1.375	1	370028A
5.000	6.250	-	0.605	6	370063A
5.000	6.622	0.498	1.093	3	370166A
5.000	7.437	-	0.605	6	370038A
5.250	7.375	0.455	1.000	3	370069A
5.250	7.375	0.630	1.010	10	380069A
5.500	7.125	0.587	1.187	3	370043A
5.500	7.250	0.587	1.187	3	370120A
5.500	7.437	0.400	1.000	3	370039A
5.625	7.186	0.306	0.906	3	370064A
5.640	7.501	0.585	0.605	6	370119A
7.250	8.750	-	0.605	6	370175A

Hub Cap And Gasket Illustrations



HW SERIES

HW= Windowed Cap
 HWF= Windowed Cap with Side Fill



MALE THREADED HUB CAPS

H-075 MALE THREADED "PLASTIC" CAP

HUB CAP SPECIFICATIONS

National Hub Cap No.	Fel-Pro Gasket	Bolt Circle	Number Bolts	Bolt Size	A	B	C	D
340-009	GKT009	5-1/2	6	5/16	6-1/4	4-3/8	2-11/16	1-15/16
BRK-009 ⁶		5-1/2		5/16	6-1/4		4	
HU-009-A	GKT009	5-1/2	6	5/16	6-3/8	4-11/32	2-1/2	4
HW-009-A	GKT009	5-1/2	6	5/16	6-3/8	4-11/32	2-1/2	4
340-013	GKT013	5-1/2	5	5/16	6-1/4	4-3/8	2-11/16	1-15/16
HU-013-A	GKT013	5-1/2	5	5/16	6-3/8	4-11/32	2-1/2	4
340-024	GKT024	4-1/2	6	5/16	5-1/4	3-1/2	2-5/8	5-1/4
HU-024-A	GKT024	4-1/2	6	5/16	5-3/8	3-1/2	2-1/2	3-1/4
340-036	GKT036	5-7/8	6	5/16	5-9/16	5-3/16	2-3/8	1-5/8
340-042	GKT042	5-1/8	6	5/16	5-11/16	4	1-7/8	1-1/8
340-046	GKT009	5-1/2	6	5/16	6-3/16	4-9/16	2-5/16	1-9/16
340-095	GKT009	5-1/2	6	5/16	6-3/16	4-9/16	1-13/16	1-1/16
HU-110-A	GKT009	5-9/16	6	5/16	6-3/8	4-1/2	2-1/8	4
340-149	GKT149	5-9/16	6	5/16	6-3/8	4	2-7/8	2-1/8
BRK-195 ⁶		6-3/4		5/16	7-1/2		5	
340-249	GKT249	5-1/2	6	5/16	6-3/16	4-7/16	1-13/16	4

THREADED HUB CAP SPECIFICATIONS

National Hub Cap No.	Fel-Pro Gasket	Bolt Circle	Number Bolts	Bolt Size	A	B	C	D
340-975	375 Pkg (O'Ring)	N/A	N/A	N/A	6	1-1/8	2	7/8

⁶ Hubo Brackets for use with 009 & 195 style hub caps.

Hub Cap Design And Description

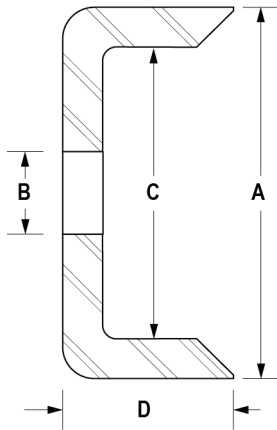
Part Number	Application	Description
340-009	Oil	Cast aluminum hub cap with window - National center fill plug - no side fill
342-009	Grease	Cast aluminum hub cap with grease - dirt exclusion window - no center plug - no side fill
343-009	Oil	Cast aluminum hub cap with window - National center fill plug - side fill plug
347-009	Oil	Cast aluminum hub cap - hubo mounting window - side fill plug
BRK-009	-	Hubo Bracket for 009 style caps
HU-009-A	Oil	Stamped steel chrome plated hub cap
HW-009-A	Oil	Stamped steel chrome plated with window - no side fill
HWF-009-A	Oil	Stamped steel chrome plated with window - side fill plug
340-013	Oil	Cast aluminum hub cap with window - National center fill plug - no side fill
342-013	Grease	Cast aluminum hub cap with grease - dirt exclusion window - no center plug - no side fill
343-013	Oil	Cast aluminum hub cap with window - National center fill plug - side fill plug
347-013	Oil	Cast aluminum hub cap - hubo mounting window - side fill plug
HU-013-A	Oil	Stamped steel chrome plated hub cap
340-024	Oil	Cast aluminum hub cap with window - National center fill plug - no side fill
342-024	Grease	Cast aluminum hub cap with grease - dirt exclusion window - no center plug - no side fill
343-024	Oil	Cast aluminum hub cap with window - National center fill plug - side fill plug
HU-024-A	Oil	Stamped steel chrome plated hub cap
340-036	Oil	Cast aluminum hub cap with window - National center fill plug - no side fill
343-036	Oil	Cast aluminum hub cap with window - National center fill plug - side fill plug
340-042	Oil	Cast aluminum hub cap with window - National center fill plug - no side fill
343-042	Oil	Cast aluminum hub cap with window - National center fill plug - side fill plug
340-046	Oil	Cast aluminum hub cap with window - National center fill plug - no side fill
340-095	Oil	Cast aluminum hub cap with window - National center fill plug - no side fill
342-095	Grease	Cast aluminum hub cap with grease - dirt exclusion window - no center plug - no side fill
343-095	Oil	Cast aluminum hub cap with window - National center fill plug - side fill plug
HU-110-A	Oil	Stamped steel chrome plated hub cap
340-149	Oil	Cast aluminum hub cap with window - National center fill plug - no side fill
343-149	Oil	Cast aluminum hub cap with window - National center fill plug - side fill plug
340-195	Oil	Cast aluminum hub cap with window - National center fill plug - no side fill
342-195	Grease	Cast aluminum hub cap with grease - dirt exclusion window - no center plug - no side fill
343-195	Oil	Cast aluminum hub cap with window - National center fill plug - side fill plug
347-195	Oil	Cast aluminum hub cap - hubo mounting window - side fill plug
BRK-195	-	Hubo Bracket for 195 style caps
340-249	Oil	Cast aluminum hub cap with window - National center fill plug - no side fill
342-249	Grease	Cast aluminum hub cap with grease - dirt exclusion window - no center plug - no side fill
343-249	Oil	Cast aluminum hub cap with window - National center fill plug - side fill plug
340-350	PSI Grease	Cast aluminum hub cap with PSI window - no side fill
343-350	PSI Oil	Cast aluminum hub cap with PSI window - side fill plug
340-352	PSI Grease	Cast aluminum hub cap with PSI window - no side fill
343-352	PSI Oil	Cast aluminum hub cap with PSI window - side fill plug
340-975	Oil	Clear polycarbonate threaded hub cap - National center fill plug

Components

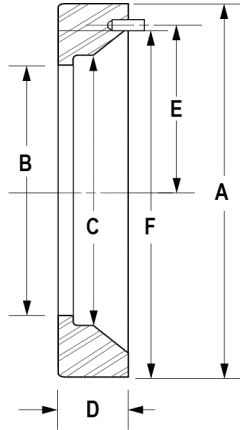
National Hub Cap	Fel-Pro Gasket	Window Kit	Plug
340-009	GKT009	WK5995	B299
342-009	GKT009	WK6095	-
343-009	GKT009	WK5995	B299
347-009	GKT009	WK6117	-
HU-009-A	GKT009	-	B300
HW-009-A	GKT009	-	B299
HWF-009-A	GKT009	-	B299
340-013	GKT013	WK5995	B299
342-013	GKT013	WK6095	-
343-013	GKT013	WK5995	B299
347-013	GKT013	WK6117	-
HU-013-A	GKT013	-	B300
340-024	GKT024	WK5999	B299
342-024	GKT024	WK6094	-
343-024	GKT024	WK5999	B299
HU-024-A	GKT024	-	B300
340-036	GKT036	WK5995	B299
343-036	GKT036	WK5995	B299
340-042	GKT042	WK5999	B299
343-042	GKT042	WK5999	B299

National Hub Cap	Fel-Pro Gasket	Window Kit	Plug
340-046	GKT009	WK5995	B299
340-095	GKT009	WK5995	B299
342-095	GKT009	WK6095	-
343-095	GKT009	WK5995	B299
HU-110-A	GKT009	-	B300
340-149	GKT149	WK5999	B299
343-149	GKT149	WK5999	B299
340-195	GKT195	WK5995	B299
342-195	GKT195	WK6095	-
343-195	GKT195	WK5995	B299
347-195	GKT195	WK6117	-
352-195	GKT195	-	-
340-249	GKT249	WK5912	B249
342-249	GKT249	WK6096	-
343-249	GKT249	WK5912	B249
340-350	GKT009	WK6131	-
343-350	GKT009	WK6130	-
340-352	GKT195	WK6131	-
343-352	GKT195	WK6130	-
340-975	375PKG (O'ring)	-	B299

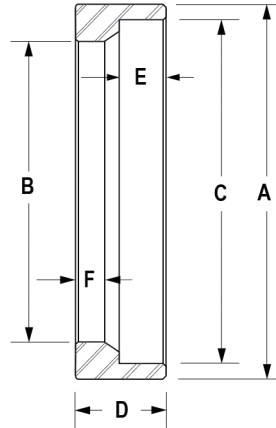
Axle Ring Specifications



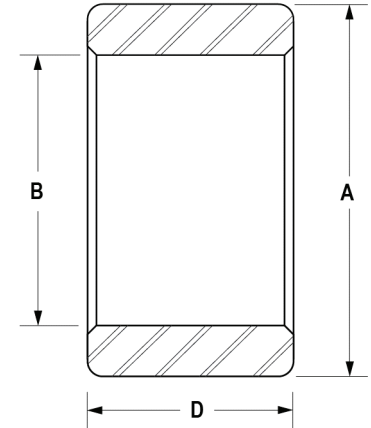
AR-13
AR-20
AR-23



AR-1, AR-2, AR-4, AR-5,
AR-6, AR-7, AR-8, AR-10,
AR-11, AR-12, AR-25



AR-21



AR-22

National Part No.	National "O" Ring	A	B	C	D	E	F
AR-1	228	3.625	2.252	2.478	0.656	1.437	3.300
AR-2	238	4.625	3.502	3.726	0.625	2.130	4.200
AR-4	230	3.325	2.502	2.726	0.625	1.657	3.380
AR-5	227	3.125	2.127	2.351	0.718	1.437	2.940
AR-6	231	3.625	2.627	2.851	0.625	1.687	3.250
AR-7	230	3.625	2.502	2.726	0.625	1.485	3.030
AR-10	234	4.500	3.005	3.229	0.812	2.000	4.050
AR-11	230	4.000	2.560	2.784	0.688	1.750	3.600
AR-12	231	3.875	2.627	2.849	0.750	1.750	3.625
AR-13 ⁷	NONE	3.125	2.500	-	0.625	-	-
AR-20	NONE	4.812	3.625	4.562	0.687	-	-
AR-21	NONE	4.146	3.363	3.828	1.000	0.518	0.320
AR-22	NONE	4.166	3.833	-	0.673	-	-
AR-23	NONE	5.500	4.752	5.226	0.812	-	-
AR-25	NONE	4.040	2.625	2.855	0.750	1.750	-

⁷ Ring Must Be Press Fit When Installed

Installation Tool, Adapter Plate And Bearing Pilot Specifications

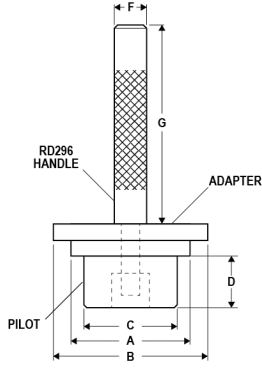


FIGURE 1




FIGURE 2

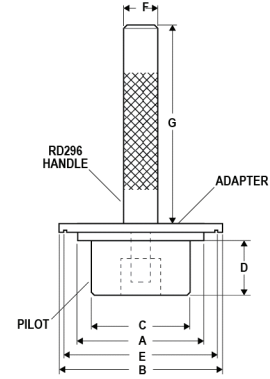


FIGURE 3

Adapter No.	Fig.	A	B	E
RD247	3	2.925	3.900	-
RD271	1	2.845	4.275	-
RD272	3	2.865	4.125	3.580
RD273	1	3.095	4.671	-
RD274	1	3.157	5.000	-
RD275	1	3.220	4.500	-
RD277	1	3.407	5.250	-
RD279	1	3.595	4.812	-
RD280	3	3.860	5.481	5.037
RD281	3	3.922	5.352	4.908
RD282	1	3.970	5.640	-
RD284	1	4.136	5.515	-
RD285	1	4.220	5.950	-
RD286	1	4.345	6.500	-
RD289	1	4.735	6.343	-
RD293	1	5.220	6.750	-
RD294	1	5.470	6.875	-
RD295	2	3.510	5.000	-
RD297	1	3.492	4.440	-
RD299	1	7.220	8.750	-
RD301	1	3.615	4.800	-
RD302	1	3.115	4.500	-
RD303	3	4.865	6.250	5.608
RD304	1	4.365	5.500	-
RD305	3	4.750	6.301	5.743
RD306	3	4.610	5.978	5.535
RD307	3	3.490	4.820	4.437
RD308	3	3.990	5.732	5.280
RD309	3	3.860	5.669	5.226
RD310	3	4.240	5.950	5.519
RD311	1	4.490	5.364	-
RD312	3	4.025	5.100	4.804
RD313	3	4.240	6.230	5.549
RD314	3	4.490	5.730	5.401
RD315	3	2.344	3.918	3.500
RD316	3	2.940	4.705	4.320
RD317	3	3.529	5.257	4.873
RD318	1	5.610	7.700	-
RD319	3	4.485	5.856	5.412

Adapter No.	Fig.	A	B	E
RD320	3	4.711	6.006	5.538
RD322	1	2.245	3.635	-
RD327	3	4.487	6.231	5.431
RD328	1	3.845	5.400	-
RD329	3	4.360	5.885	5.450
RD330	3	2.735	3.792	3.488
RD335	1	5.470	7.240	-
RD336	3	3.927	5.100	4.800
RD386	2	3.547	5.000	-
RD426	3	5.242	7.355	6.900

Pilot No.	Fig.	C	D
RD400	1	1.985	2.000
RD401	1	2.110	2.000
RD402	1	2.235	2.000
RD403	1	2.360	2.000
RD404	1	2.485	2.000
RD405	1	2.547	2.000
RD406	1	2.610	2.000
RD407	1	2.797	2.000
RD408	1	2.860	2.000
RD409	1	3.110	2.000
RD410	1	3.235	2.000
RD411	1	3.360	2.000
RD412	1	3.485	2.000
RD413	1	3.531	2.000
RD414	1	3.547	2.000
RD415	1	3.610	2.000
RD416	1	3.735	2.000
RD417	1	3.985	2.000
RD418	1	2.985	2.000
RD419	1	3.332	2.000
RD420	1	1.953	2.000
RD421	1	2.150	2.000
RD422	1	2.740	2.000
RD423	1	2.347	2.000
RD424	1	1.958	2.000
RD425	1	4.115	2.000
RD427	1	1.781	1.500

Handle No.	Fig.	F	G
RD296 [®]	1	1.25	14.625

[®] Tool Handle Includes Nut and Washers

Installation Tools, Adapters, Oil Bath Seals

Seal No	Adapter Plate	Seal No	Adapter Plate	Seal No	Adapter Plate	Seal No	Adapter Plate	Seal No	Adapter Plate
370001A	RD-307	370023A	RD-309	370054A	RD-271	370150A	RD-272	370338A	RD-295
370002A	RD-277	370024A	RD-280	370057A	RD-289	370165A	RD-328	370349A	RD-295
370003A	RD-305	370025A	RD-306	370063A	RD-289	370166A	RD-289	370352A	RD-330
370004A	RD-289	370026A	RD-285	370064A	RD-294	370169A	RD-297	370371A	RD-336
370005A	RD-305	370027A	RD-289	370065A	RD-310	370173A	RD-289	370450A	RD-272
370006A	RD-289	370028A	RD-289	370066A	RD-282	370175A	RD-299	376590A	RD-295
370007A	RD-289	370029A	RD-274	370069A	RD-293	370178A	RD-311	380001A	RD-307
370008A	RD-281	370030A	RD-285	370078A	RD-286	370179A	RD-297	380003A	RD-305
370009A	RD-281	370031A	RD-313	370086A	RD-286	370181A	RD-289	380009A	RD-281
370010A	RD-271	370033A	RD-328	370094A	RD-282	370182A	RD-304	380022A	RD-314
370011A	RD-279	370034A	RD-286	370106A	RD-284	370191A	RD-274	380023A	RD-309
370012A	RD-301	370036A	RD-308	370107A	RD-285	370192A	RD-286	380025A	RD-306
370013A	RD-274	370037A	RD-286	370109A	RD-289	370195A	RD-303	380031A	RD-313
370014A	RD-273	370038A	RD-289	370119A	RD-318	370198A	RD-312	380036A	RD-308
370015A	RD-282	370039A	RD-294	370120A	RD-335	370199A	RD-315	380048A	RD-329
370018A	RD-275	370043A	RD-294	370121A	RD-289	370211A	RD-316	380065A	RD-310
370019A	RD-286	370046A	RD-273	370124A	RD-311	370212A	RD-317	380069A	RD-426
370020A	RD-286	370047A	RD-277	370131A	RD-319	370219A	RD-322	380131A	RD-319
370021A	RD-327	370048A	RD-286	370132A	RD-297	370220A	RD-320	386025A	RD-386
370022A	RD-314	370051A	RD-285	370145A	RD-302	370247A	RD-247	386590A	RD-295

Installation Tools, Adapters, & Seals Listed By Adapter Or Tool Number

Adapter Plate	Fits Our Seals	Adapter Plate	Fits Our Seals
RD-247	370247A	RD-305	370003A, 370005A, 380003A
RD-271	370010A, 370054A	RD-306	370025A, 380025A
RD-272	370150A, 370450A	RD-307	370001A, 380001A
RD-273	370014A, 370046A	RD-308	370036A, 380036A
RD-274	370013A, 370029A, 370191A	RD-309	370023A, 380023A
RD-275	370018A	RD-310	370065A, 380065A
RD-277	370002A, 370047A	RD-311	370124A, 370178A
RD-279	370011A	RD-312	370198A
RD-280	370024A	RD-313	370031A, 380031A
RD-281	370008A, 370009A, 380009A	RD-314	370022A, 380022A
RD-282	370015A, 370066A, 370094A	RD-315	370199A
RD-284	370106A	RD-316	370211A
RD-285	370026A, 370030A, 370051A, 370107A	RD-317	370212A
RD-286	370019A, 370020A, 370034A, 370037A, 370048A, 370078A, 370086A, 370192A	RD-318	370119A
RD-289	370004A, 370006A, 370007A, 370027A, 370028A, 370038A, 370057A, 370063A, 370109A, 370121A, 370166A, 370173A, 370181A	RD-319	370131A, 380131A
RD-293	370069A	RD-320	370220A
RD-294	370039A, 370043A, 370064A	RD-322	370219A
RD-295	370338A, 370349A, 376590A, 386590A	RD-327	370021A
RD-297	370132A, 370169A, 370179A	RD-328	370033A, 370165A
RD-299	370175A	RD-329	380048A
RD-301	370012A	RD-330	370352A
RD-302	370145A	RD-335	370120A
RD-303	370195A	RD-336	370371A
RD-304	370182A	RD-386	386025A
		RD-426	380069A

Inner Bearing Installation Tools - Pilot



Cone No.	Bearing Pilot
368	RD-400
368A	RD-400
387A	RD-402
388A	RD-402
395	RD-404
395CS	RD-406
397	RD-423
469	RD-402
475	RD-422
495AX	RD-418
539	RD-401
555S	RD-402
557A	RD-403
559	RD-404
560	RD-406
567	RD-408
575	RD-418
580	RD-410
582	RD-410
593	RD-412
594	RD-416

Cone No	Bearing Pilot
594A	RD-416
595	RD-410
596	RD-411
598	RD-415
598A	RD-415
623	RD-402
639	RD-404
641	RD-406
663	RD-410
663A	RD-410
665	RD-411
665A	RD-411
681A	RD-415
687	RD-417
749	RD-419
749A	RD-410
756A	RD-409
758	RD-411
759	RD-412
760	RD-414
780	RD-417

Cone No	Bearing Pilot
782	RD-425
786	RD-425
787	RD-425
861	RD-417
3982	RD-404
3984	RD-406
3994	RD-406
4595	RD-401
5595	RD-405
5760	RD-418
6375	RD-402
6379	RD-405
6386	RD-406
6386A	RD-406
6389	RD-406
6461	RD-418
6461A	RD-418
6559	RD-410
6580	RD-412
18790	RD-400
25590	RD-427

Cone No	Bearing Pilot
28678	RD-400
28682	RD-402
28985	RD-403
28995	RD-404
29580	RD-423
29685	RD-408
33281	RD-407
33287	RD-408
33895	RD-401
39250	RD-404
39578	RD-401
39581	RD-402
39585	RD-404
39590	RD-406
42688	RD-418
45284	RD-400
45285	RD-400
47490	RD-407
47678	RD-418
47686	RD-410
47687	RD-410

Cone No	Bearing Pilot
71412	RD-425
77375	RD-416
H715345	RD-407
HH221449	RD-417
HM212044	RD-403
HM212046	RD-404
HM212047	RD-404
HM212049	RD-406
HM212049X	RD-406
HM218248	RD-413
HM516449	RD-410
HM518445	RD-412
HM813842	RD-404
JF7049A	RD-422
JM205149	RD-420
JM205149A	RD-420
JM207049	RD-421
JM207049A	RD-421
JM511946	RD-405
LM104949	RD-400
M514546	RD-408

RD 300 TB

- Holds up to 7 tools • Keeps tools clean • Keeps tools organized • Prevents damage



Check your current price sheet or contact your local distributor for more information.

Bearing To Seal Comparison

Inner Cone And Cup	Inner Bearing Pilot	Outer Cone And Cup	Seal	Tool Adapter
387A-382A	RD402	25580-25520	370150A	RD272
395S-394A	---	387A-382A	370014A	RD273
495AX-493	RD418	-	370106A/AR22	RD284
495AX-493	RD418	39590-39520	370008A	RD281
495AX-493	RD418	39590-39520	370009A ⁹	RD281
495AX-493	RD418	39590-39520	370024A	RD280
495AX-493	RD418	39590-39520	370033A	RD328
495AX-493	RD418	3984-3920	370008A	RD281
495AX-493	RD418	3984-3920	370009A ⁹	RD281
539-532A	RD401	417-414A	370018A/AR8	RD275
555S-552A	RD402	526-522	370011A/AR1	RD279
557A-553X	RD403	3782-3720	370021A	RD327
557A-553X	RD403	3782-3720	370001A ⁹	RD307
560S-552A	---	39580-39520	370011A	RD279
560S-552A	---	419-414	370029A	RD274
566-563	---	3982-3920	370024A	RD280
567-563	RD408	528-522	370002A	RD277
567-563	RD408	528-522	370013A	RD274
575-572	RD418	479-472A	370349A	RD295
575-572	RD418	575-572	370036A ⁹	RD308
580-572	RD410	560-553X	370036A ⁹	RD308
580-572	RD410	567-563	370022A ⁹	RD314
580-572	RD410	HM212049-HM212011	370036A ⁹	RD308
580-572	RD410	567-563	370036A ⁹	RD308
580-572	RD410	479-472A	370036A ⁹	RD308
582-572	RD410	42687-42620	370008A	RD281
582-572	RD410	42687-42620	370023A ⁹	RD309
582-572	RD410	42687-42620	370030A	RD285
582-572	RD410	42687-42620	370033A	RD328
582-572	RD410	42688-42620	370006A	RD289
582-572	RD410	42688-42620	370030A	RD285
582-572	RD410	567-563	370022A ⁹	RD314
593-592A	RD412	65390-65320	370026A	RD285
593-592A	RD412	HH506348-HH506310	370065A ⁹	RD310
594-592A	RD416	580-572	370021A	RD327
594-592A	RD416	580-572	370024A	RD280
594-592A	RD416	580-572	370086A	RD286
594-592A	RD416	643-632	370107A	RD285
594-593X	RD416	594-593X	370220A	RD320
594-592A	RD416	575-572	370021A	RD327
594A-592A	RD416	HM516449-HM516410	370003A ⁹	RD305
594A-592A	RD416	580-572	370003A ⁹	RD305
594A-592A	RD416	580-572	370019A	RD286
594A-592A	RD416	580-572	370021A	RD327
594A-592A	RD416	580-572	370023A ⁹	RD309
595-592A	RD410	580-572	370019A	RD286
598-592A	RD415	758-752	370005A	RD305
598-592A	RD415	575-572	370019A	RD286
598-592	RD415	575-572	370003A ⁹	RD305
598-592A	RD415	575-572	370023A ⁹	RD309
598-592A	RD415	580-572	370019A	RD286
598-592A	RD415	665-653	370019A	RD286
598A-592A	RD415	580-572	370003A ⁹	RD305
598A-592A	RD415	575-572	370019A	RD286
598A-592A	RD415	575-572	370023A ⁹	RD309

⁹ Also available in PTFE 380000 Series

Bearing To Seal Comparison



Inner Cone And Cup	Inner Bearing Pilot	Outer Cone And Cup	Seal	Tool Adapter
598A-592A	RD415	HM617049-HM617010	370005A	RD305
598A-592A	RD415	582-572	370005A	RD305
598A-592A	RD415	580-572	370030A	RD285
598A-592A	RD415	580-572	370027A	RD289
598A-592A	RD415	580-572	370021A	RD327
598A-592A	RD415	580-572	370019A	RD286
598A-592A	RD415	580-572	370005A	RD305
598A-592A	RD415	575-572	370003A ⁹	RD305
6386A-6320	RD406	537-532A	370015A	RD282
641-633	RD406	65385-65320	370198A/AR25	RD312
641-632	RD406	3979-3920	370124A	RD311
641-632	RD406	28682-28622	370131A ⁹	RD319
6461A-6420	RD418	555S-552A	370048A ⁹	RD286
6461A-6420	RD418	555S-552A	370182A	RD304
6461A-6420	RD418	3979-3920	370048A ⁹	RD286
6461A-6420	RD418	3979-3920	370182A	RD304
6559C-6535	RD410	663-653	370178A	RD311
663-653	RD410	567-563	370022A ⁹	RD314
663-653	RD410	HM212049-HM212011	370036A ⁹	RD308
663-653	RD410	560-553X	370036A ⁹	RD308
663-652	RD410	663-652	370031A ⁹	RD313
663-652	RD410	663-652	370019A	RD286
663-652	RD410	575-572	370031A ⁹	RD313
663-653	RD410	HM212049-HM212011	370037A	RD286
663A-653	RD410	42687-42620	370008A	RD281
663A-653	RD410	42687-42620	370024A	RD280
663A-653	RD410	42687-42620	370030A	RD285
663PT-653PT	---	HM212049PT-HM212011PT	370022A ⁹	RD314
665-652A	RD411	621-612	370020A/AR10	RD286
665A-653	RD411	HM212049-HM212011	370037A	RD286
681A-672	RD415	580-572	370006A	RD289
683-672	RD416	580-572	370006A	RD289
683-672	---	580-572	370120A/AR23	RD335
687-672	RD417	77375-77675	370069A ⁹	RD293
749-742	RD419	643-632	370107A	RD285
749-742	RD419	580-572	370019A	RD286
749A-742	RD410	663-653	370178A	RD311
756A-752	RD409	HM212046-HM212011	370007A	RD289
756A-752	RD409	HM212047-HM212011	370007A	RD289
756A-752	RD409	HM212047-HM212011	370057A	RD289
759-752	RD412	749-742	370004A	RD289
759-752	RD412	664-652	370021A	RD327
759-752	RD412	740-742	370057A	RD289
759-752	RD412	740-742	370192A	RD286
760-752	RD414	749-742	370004A	RD289
760-752	RD414	749-752	370121A	RD289
760-752	RD414	749-742	370003A ⁹	RD305
760-752	RD414	665-652	370121A	RD289
780-772	RD417	776-772	370028A	RD289
780-772	RD417	776-772	370069A ⁹	RD293
782-772	RD425	749-742	370120A/AR23	RD335
3778-3720	---	25877-25820	370054A	RD271
3982-3920	RD404	3877-3820	370011A/AR4	RD279
3982-3920	RD404	377-374	370191A	RD274
3984-3920	RD406	28682-28622	370014A	RD273

⁹ Also available in PTFE 380000 Series

Bearing To Seal Comparison

Inner Cone And Cup	Inner Bearing Pilot	Outer Cone And Cup	Seal	Tool Adapter
3984-3920	RD406	462-453X	370046A	RD273
3984-3920	RD406	29585-29520	370191A	RD274
3994-3920	RD406	A-38	370047A	RD277
4595-4536	RD401	418-414A	370014A/AR5	RD273
5760-5735	RD418	575-572	370023A ⁹	RD309
5760-5735	RD418	45287-45220	370020A/AR10	RD286
6375-6320	RD402	HM807040-HM807010	370015A	RD282
6379-6320	RD405	557S-552A	370066A	RD282
6379-6320	RD405	557S-552A	370066A/AR11	RD282
6386-6320	RD406	537-532A	370008A	RD281
6386-6320	RD406	537-532A	370015A	RD282
6386-6320	RD406	537-532A	370165A/AR12	RD328
6389-6320	RD406	537-532A	370066A/AR11	RD282
6580-6535	RD412	663-653	370195A	RD303
28995-28920	RD404	25580-25523	370010A	RD271
33281-33462	RD407	3982-3920	370036A ⁹	RD308
33281-33462	RD407	39585-39520	370169A	RD297
33281-33462	RD407	-	370047A	RD277
33281-33462	RD407	39585-39520	370191A	RD274
33287-33462	RD408	3982-3920	370033A	RD328
33287-33462	RD408	3982-3920	370047A	RD277
33287-33462	RD408	3982-3920	370371A	RD336
33287-33462	RD408	3982-3920	370008A	RD281
33287-33462	RD408	39585-39520	370169A	RD297
33895-33821	RD401	3196-3120	370352A	RD330
39250-39412	RD404	4395-4335	370002A	RD277
39578-39520	RD401	25572-25520	370014A/AR13	RD273
39581-39520	RD402	3585-3525	370132A	RD297
39581-39520	RD402	3585-3520	370001A ⁹	RD307
39581-39520	RD402	3585-3525	370001A ⁹	RD307
39581-39520	RD402	26878-26820	370018A	RD275
39585-39520	RD404	368A-362A	370018A	RD275
39585-39520	RD404	25572-25520	370014A/AR13	RD273
39590-39520	RD406	JLM506849-JLM506810	370018A	RD275
39590-39520	RD406	JM205149-JM205110	370014A	RD273
42688-42620	RD418	39585-39520	370033A	RD328
42688-42620	RD418	39590-39520	370033A	RD328
45284-45220	RD400	25877-25820	370132A	RD297
45284-45220	RD400	25880-25820	370001A ⁹	RD307
45284-45220	RD400	25880-25820	370054A	RD271
45284-45220	RD400	25880-25820	370132A	RD297
45284-45220	RD400	25877-25820	370054A	RD271
45284-45220	RD400	2780-2720	370010A	RD271
45284-45220	RD400	2796-2720	370145A	RD302
47678-47620	RD418	39585-39520	370165A	RD328
47678-47620	RD418	39590-39520	370023A ⁹	RD309
47678-47620	RD418	39585-39520	370023A ⁹	RD309
47686-47620	RD410	39585-39520	370165A	RD328
47686-47620	RD410	39590-39520	370023A ⁹	RD309
47686-47620	RD410	39590-39520	370024A	RD280
47686-47620	RD410	39590-39520	370165A	RD328
47687-47620	RD410	39585-39520	370024A	RD280
47687-47620	RD410	39590-39520	370023A ⁹	RD309
77375-77675	RD416	77375-77675	370019A	RD286
H715345-H715311	RD407	3979-3920	370124A	RD311

⁹ Also available in PTFE 380000 Series

Bearing To Seal Comparison



Inner Cone And Cup	Inner Bearing Pilot	Outer Cone And Cup	Seal	Tool Adapter
H715345-H715311	RD407	28682-28622	370131A ⁹	RD319
H715345-H715311	RD407	555S-552A	370131A ⁹	RD319
HM212044-HM212011	RD403	3782-3720	370001A ⁹	RD307
HM212044-HM212011	RD403	3585-3525	370001A ⁹	RD307
HM212046-HM212011	RD404	3583-3525	370012A/AR7	RD301
HM212047-HM212011	RD404	3585-3525	370001A ⁹	RD307
HM212047-HM212011	RD404	3779-3720	370012A	RD301
HM212047-HM212011	RD404	3782-3720	370001A ⁹	RD307
HM212047-HM212011	RD404	45282-45220	370012A	RD301
HM212049-HM212011	RD406	3782-3720	370012A/AR6	RD301
HM212049-HM212011	RD406	28682-28622	370124A	RD311
HM212049-HM212011	RD406	3782-3720	370001A ⁹	RD307
HM212049-HM212011	RD406	45280-45220	370033A/AR12	RD328
HM212049X-HM212011	RD406	3782-3720	370001A ⁹	RD307
HM212049X-HM212011	RD406	3782-3720	370012A	RD301
HM218248-HM218210	RD413	42687-42620	370192A	RD286
HM218248-HM218210	RD413	HM212049-HM212011	370025A ⁹	RD306
HM516449A-HM516410	RD410	47679-47620	370028A	RD289
HM516449A-HM516410	RD410	47679-47620	370031A ⁹	RD313
HM518445-HM518410	RD412	HM518445-HM518410	370065A ⁹	RD310
JF7049A-JF7010	RD422	JM205110-JM205149	370212A	RD317
JM205149-JM205110	RD420	32207	370199A	RD315
JM205149A-JM205110	RD420	25877-25820	370150A	RD272
JM207049A-JM207010	RD421	25877-25820	370150A	RD272
JM511946-JM511910	RD405	JM205149-JM205110	370014A	RD273

⁹ Also available in PTFE 380000 Series

Seal To Bearing Comparison

Seal	Adapter Plate	Inner Brg. Cone	Bearing Pilot	Seal	Adapter Plate	Inner Brg. Cone	Bearing Pilot				
370001A	RD-307	557A	RD-403	370018A	RD-275	539	RD-401				
		39581	RD-402			39581	RD-402				
		45284	RD-400			39585	RD-404				
		HM212044	RD-403			39590	RD-406				
		HM212047	RD-404								
		HM212049	RD-406								
		HM212049X	RD-406								
370002A	RD-277	567	RD-408	370019A	RD-286	594A	RD-416				
		39250	RD-404			595	RD-410				
370003A	RD-305	594A	RD-416			598	RD-415				
		598	RD-415			598A	RD-415				
		598A	RD-415			663	RD-410				
		760	RD-414			749	RD-419				
370004A	RD-289	759	RD-412			370020A	RD-286	665	RD-411		
		760	RD-414	5760	RD-418						
370005A	RD-305	598	RD-415	370021A	RD-327	557A	RD-403				
		598A	RD-415			594	RD-416				
370006A	RD-289	582	RD-410			594A	RD-416				
		681A	RD-415			598A	RD-415				
		683	RD-416			759	RD-412				
370007A	RD-289	756A	RD-409			370022A	RD-314	580	RD-410		
		370008A	RD-281					495AX	RD-418	582	RD-410
582	RD-410			582	RD-410						
663A	RD-410			663	RD-410						
6386	RD-406										
33287	RD-408										
370009A	RD-281	495AX	RD-418	370023A	RD-309			582	RD-410		
370010A	RD-271	28995	RD-404			594A	RD-416				
		45284	RD-400			598	RD-415				
370011A	RD-279	555S	RD-402			598A	RD-415				
		560S	RD-406			5760	RD-418				
		3982	RD-404			47678	RD-418				
370012A	RD-301	HM212046	RD-404			47686	RD-410				
		HM212047	RD-404	47687	RD-410						
		HM212049	RD-406								
		HM212049X	RD-406								
370013A	RD-274	567	RD-408	370024A	RD-280	495AX	RD-418				
370014A	RD-273	395S	-----			566	-----				
		3984	RD-406			594	RD-416				
		4595	RD-401			663A	RD-410				
		39578	RD-401			47686	RD-410				
		39585	RD-404			47687	RD-410				
		39590	RD-406								
		JM511946	RD-405								
370015A	RD-282	6375	RD-402	370025A	RD-306	HM218248	RD-413				
		6386	RD-406			370026A	RD-285	593	RD-412		
		6386A	RD-406					370027A	RD-289	598A	RD-415
370028A	RD-289	780	RD-417			370028A	RD-289			780	RD-417
		HM516449A	RD-410							HM516449A	RD-410
370029A	RD-274	560S	-----			370029A	RD-274	560S	-----		
		370030A	RD-285					582	RD-410	370030A	RD-285
				598A	RD-415			598A	RD-415		
				663A	RD-410			663A	RD-410		
		370031A	RD-313	663	RD-410			370031A	RD-313	663	RD-410
HM516449A	RD-410			HM516449A	RD-410						

Seal To Bearing Comparison



Seal	Adapter Plate	Inner Brg. Cone	Bearing Pilot	Seal	Adapter Plate	Inner Brg. Cone	Bearing Pilot
370033A	RD-328	495AX	RD-418	370165A	RD-328	6386	RD-406
		582	RD-410			47678	RD-418
		33287	RD-408			47686	RD-410
		42688	RD-418				
		HM212049	RD-406				
370036A	RD-308	575	RD-418	370169A	RD-297	33281	RD-407
		580	RD-410			33287	RD-408
		663	RD-410				
		33281	RD-407				
370037A	RD-286	663	RD-410	370178A	RD-311	749A	RD-410
		665A	RD-411			6559C	RD-410
370046A	RD-273	3984	RD-406	370182A	RD-304	6461A	RD-418
370047A	RD-277	3994	RD-406	370191A	RD-274	3982	RD-404
		33281	RD-407			3984	RD-406
		33287	RD-408			33281	RD-407
370048A	RD-286	6461A	RD-418	370192A	RD-286	759	RD-412
370054A	RD-271	3778	-----	370195A	RD-303	6580	RD-412
		45284	RD-400				
370057A	RD-289	756A	RD-409	370198A	RD-312	641	RD-406
		759	RD-412	370199A	RD-315	JM205149	RD-420
370065A	RD-310	593	RD-412	370212A	RD-317	JF7049A	RD-422
		HM518445	RD-412	370220A	RD-320	594	RD-416
370066A	RD-282	6379	RD-405	370349A	RD-295	575	RD-418
		6389	RD-406	370352A	RD-330	33895	RD-401
370069A	RD-293	687	RD-417	370371A	RD-336	33287	RD-408
		780	RD-417	380001A	RD-307	557A	RD-403
370086A	RD-286	594	RD-416			39581	RD-402
						45284	RD-400
370106A	RD-284	495AX	RD-418			HM212044	RD-403
						HM212047	RD-404
370107A	RD-285	594	RD-416			HM212047	RD-404
		749	RD-419			HM212049	RD-406
370120A	RD-335	683	-----	370120A	RD-305	594A	RD-416
		782	RD-425			598	RD-415
370121A	RD-289	760	RD-414			598A	RD-415
						760	RD-414
370124A	RD-311	641	RD-406	380003A	RD-305	594A	RD-416
		H715345	RD-407			598	RD-415
		HM212049	RD-406			598A	RD-415
370131A	RD-319	641	RD-406			760	RD-414
		H715345	RD-407	380009A	RD-281	495AX	RD-418
370132A	RD-297	39581	RD-402	380022A	RD-314	580	RD-410
		45284	RD-400			582	RD-410
						663	RD-410
370145A	RD-302	45284	RD-400	380023A	RD-309	582	RD-410
						594A	RD-416
370150A	RD-272	387A	RD-402			598	RD-415
		JM205149A	RD-420			598A	RD-415
		JM207049A	RD-421			5760	RD-418
						47678	RD-418
						47686	RD-410
						47687	RD-410

Seal To Bearing Comparison

Seal	Adapter Plate	Inner Brg. Cone	Bearing Pilot	Seal	Adapter Plate	Inner Brg. Cone	Bearing Pilot
380025A	RD-306	HM218248	RD-413				
380031A	RD-313	663 HM516449A	RD-410 RD-410				
380036A	RD-308	575 580 663 33281	RD-418 RD-410 RD-410 RD-407				
380048A	RD-286	6461A	RD-418				
380065A	RD-310	593 HM518445	RD-412 RD-412				
380069A	RD-293	687 780	RD-417 RD-417				
380131A	RD-319	641 H715345	RD-406 RD-407				
386025A	RD-306	HM218248	RD-413				
386590A	RD-310	593 HM518445	RD-412 RD-412				

Oil Bath Seal Interchange



AC Delco	
AC Delco No.	Our No.
12303833	370009A
12303833	380003A ¹⁰
12303834	370012A
12303835	370018A
12303836	370019A
12303837	370021A
12303838	370001A
12303838	380001A ¹⁰
12303840	370023A
12303840	380023A ¹⁰
12303841	370024A
12303842	370025A
12303842	380025A ¹⁰
12303842	380031A ¹⁰
12303842	386025A ^{10, 11}
12303845	370031A
12303845	380031A ¹⁰
12303846	370033A
12303853	370003A
12303853	380003A ¹⁰
12303854	370065A
12303854	380065A ¹⁰
12303855	370106A
12303889	376590A ¹¹
12303892	370005A
12303893	370006A
15588692	370211A
290-117	370018A
290-273	370150A
290-274	370211A
290-275	370199A
290-281	370011A
290-285	370048A
290-287	370018A
290-293	370145A
290-78	370047A
290-78	370048A
290-78	370182A
290-78	380048A ¹⁰
291-109	370086A
291-232	370022A
291-232	380022A ¹⁰
291-300	370009A
291-302	370024A
291-303	370120A
291-306	370008A
291-308	370003A
291-310	370106A
291-311	370003A
291-56	370036A
291-56	370338A ¹¹
291-56	370349A ¹¹
291-56	380003A ¹⁰
292-210	370004A
292-9	370003A
292-9	380003A ¹⁰

AC Delco (Cont'd)	
AC Delco No.	Our No.
296-05	370023A
299-10	370009A
299-10	380009A ¹⁰
299-11	370010A
299-12	370011A
299-13	370012A
299-14	370014A
299-15	370015A
299-16	370018A
299-17	370018A
299-18	370020A
299-19	370021A
299-2	370001A
299-2	380001A ¹⁰
299-20	370022A
299-20	380022A ¹⁰
299-21	370023A
299-21	380023A ¹⁰
299-22	370024A
299-23	370025A
299-23	380025A ¹⁰
299-23	386025A ^{10, 11}
299-24	370026A
299-25	370027A
299-26	370028A
299-27	370029A
299-28	370030A
299-29	370031A
299-29	380031A ^{10, 11}
299-3	370002A
299-30	370033A
299-31	370034A
299-32	370036A
299-32	370349A ¹¹
299-32	380036A ¹⁰
299-33	370037A
299-33	370211A
299-33	370338A ¹¹
299-34	370043A
299-35	370046A
299-36	370047A
299-37	370048A
299-37	370182A
299-37	380048A ¹⁰
299-38	370054A
299-39	370057A
299-4	370003A
299-4	380003A ¹⁰
299-40	370065A
299-40	380065A ¹⁰
299-41	370066A
299-42	370069A
299-42	380065A ¹⁰
299-42	380069A ¹⁰
299-43	370106A
299-44	370107A

AC Delco (Cont'd)	
AC Delco No.	Our No.
299-45	370036A
299-45	370037A
299-45	370338A ¹¹
299-46	370031A
299-46	370036A
299-46	370349A ¹¹
299-46	380031A ¹⁰
299-46	380036A ¹⁰
299-48	376590A ¹¹
299-49	370063A
299-5	370004A
299-50	370086A
299-51	370094A
299-52	370121A
299-53	370124A
299-6	370005A
299-7	370006A
299-8	370007A
299-9	370008A

Chicago Rawhide/SKF	
Chicago Rawhide/SKF No.	Our No.
23590	370199A
28758	370150A
28820	370010A
28832	370054A
29480	370211A
31175	370145A
31281	370014A
31307	370046A
32470	370018A
34384	370047A
34387	370047A
34971	370132A
34975	370132A
34994	370169A
35000	370169A
35058	370001A
35058	380001A ¹⁰
35066	370001A
35066	380001A ¹⁰
35072	370001A
35072	380001A ¹⁰
35075	370002A
35103	370001A
35103	380001A ¹⁰
36285	370012A
36358	370011A
36365	370011A
38709	370033A
38747	370165A
38750	370024A
38776	370023A
38776	380023A ¹⁰
38780	370023A
38780	380023A ¹⁰
39380	370008A

¹⁰ Premium PTFE ¹¹ Spindle Mount

Oil Bath Seal Interchange

Chicago Rawhide/SKF (Cont'd)	
Chicago Rawhide/SKF No.	Our No.
39420	370009A
39420	380009A ¹⁰
39425	370008A
39426	370009A
39426	380009A ¹⁰
40040	370015A
40086	370066A
40091	370066A
40129	370036A
40129	370349A
40129	380036A ¹⁰
40136	370036A
40136	370349A
40136	380036A ¹⁰
40139	370036A
40139	370349A
40139	380036A ¹⁰
42623	370065A
42623	376590A
42623	380065A ¹⁰
42623	386590A ^{10,11}
42624	370107A
42625	370065A
42625	376590A
42625	380065A ¹⁰
42625	386590A ^{10,11}
42627	370065A
42627	376590A
42627	380065A ¹⁰
42627	386590A ^{10,11}
42631	370065A
42631	376590A
42631	380065A ¹⁰
42631	386590A ^{10,11}
42672	370031A
42672	380031A ¹⁰
42673	370031A
42673	380031A ¹⁰
42800	370030A
43752	370037A
43752	370338A
43754	370037A
43754	370338A
43761	370048A
43761	370182A
43761	380048A ¹⁰
43764	370048A
43764	370182A
43764	380048A ¹⁰
43860	370019A
43865	370019A
43875	370034A
44916	370124A
44922	370124A
44964	370178A
45010	370178A

Chicago Rawhide/SKF (Cont'd)	
Chicago Rawhide/SKF No.	Our No.
45093	370022A
45093	380022A ¹⁰
45095	370131A
45095	380131A ¹⁰
45099	370022A
45099	380022A ¹⁰
45152	370086A
45157	370021A
45160	370021A
45162	370192A
46300	370025A
46300	380025A ¹⁰
46308	370025A
46308	380025A ¹⁰
46390	370026A
46396	370051A
47690	370181A
47691	370003A
47691	380003A ¹⁰
47692	370003A
47692	380003A ¹⁰
47693	370003A
47693	380003A ¹⁰
47697	370003A
47697	380003A ¹⁰
47698	370003A
47698	380003A ¹⁰
47699	370006A
48000	370005A
48000	370173A
48002	370173A
48690	370195A
48794	370007A
48796	370057A
48884	370121A
50124	370028A
52658	370069A
52658	380069A ¹⁰
55172	370043A
55177	370120A

Chrysler	
Chrysler No.	Our No.
1270786	370036A
1270786	370349A ¹¹
1270786	380036A ¹⁰
2513602	370086A
2550106	370001A
2550106	380001A ¹⁰
2552584	370023A
2552584	380023A ¹⁰
2559054	370001A
2559054	380001A ¹⁰
2559055	370023A
2559055	380023A ¹⁰
2559304	370001A
2559304	380001A ¹⁰

Chrysler (Cont'd)	
Chrysler No.	Our No.
2559685	370023A
2559685	380023A ¹⁰
2559689	370001A
2559689	380001A ¹⁰
2561031	370023A
2561031	380023A ¹⁰
2955840	370003A
2955840	380003A ¹⁰
2955842	370023A
2955842	380023A ¹⁰
2955843	370034A
2960381	370033A
2972024	370001A
2972024	380001A ¹⁰
2972981	370001A
2972981	380001A ¹⁰
2973650	370007A
2973680	370007A
2975320	370057A
2975361	370003A
2975361	380003A ¹⁰
2976511	370001A
2976511	380001A ¹⁰
2976698	370023A
2976698	380023A ¹⁰
2978604	370057A
3459952	370001A
3459952	380001A ¹⁰
3633979	370048A
3633979	370182A
3633979	380048A ¹⁰
3784872	370048A
3784872	370182A
3784872	380048A ¹⁰
3827712	370132A
3867349	370023A
3867349	380023A ¹⁰
3893105	370001A
3893105	380001A ¹⁰
T11501317	370009A
T11501317	380009A ¹⁰
T13501317	380023A ¹⁰
T3501317	370023A

Clark	
Clark No.	Our No.
107358	370166A ¹⁴
122664	370020A
123848	370012A
124325	370078A ¹⁴
124480	370082A
125195	370039A
125769	370109A ¹⁴
128117	370051A
1578532	370002A
18965	370021A
2106680	370154A

¹⁰ Premium PTFE ¹¹ Spindle Mount ¹⁴ Minor Width Difference

Oil Bath Seal Interchange



Clark (Cont'd)	
Clark No.	Our No.
2107025	370038A ¹⁴
2107356	370149A
2107358	370166A ¹⁴
2108457	370087A
2108730	370030A
2110456	370215A
SA18965	370021A

Dana	
Dana No.	Our No.
42446	370018A

Dexter	
Dexter No.	Our No.
10063	370219A
10-51	370150A
10-56	370014A

Eaton (Spicer)	
Eaton (Spicer) No.	Our No.
100858201	370001A
100858201	380001A ¹⁰
100858401	370001A
100858401	380001A ¹⁰
128847	370001A
128847	380001A ¹⁰
128861	370003A
128861	380003A ¹⁰
29382	370023A
29382	380023A ¹⁰
304446	370119A
31149	370019A
34046	370021A
36506	370023A
36506	380023A ¹⁰
406898	370063A
407760	370094A
42002	370023A
42002	380023A ¹⁰
58394	370021A
822072	370048A ¹¹
822072	370182A
822072	380048A ^{10, 11}
83823	370038A
840689800	370063A
8407505	370064A
840750500	370064A
840754800	370077A
840776000	370094A
847	370001A
847	380001A ¹⁰
848	370024A
849	370023A
849	380023A ¹⁰
850	370036A
850	370349A ¹¹
850	380036A ¹⁰
851	370065A

Eaton (Spicer) (Cont'd)	
Eaton (Spicer) No.	Our No.
851	380065A ¹⁰
852	370031A
852	380031A ¹⁰
853	370037A
853	370338A ¹¹
85357	370023A
854	370019A
855	370124A
856	370022A
856	380022A ¹⁰
857	370131A
857	380131A ¹⁰
858	370021A
859	370025A
859	380025A ¹⁰
859	386025A ^{10, 11}
860	370005A
861	370003A
861	380003A ¹⁰
863	370048A
88319	370003A
88319	380003A ¹⁰
88327	370121A
95357	380023A ¹⁰
F18571	370048A
F18571	370182A
F18571	380048A ¹⁰
F18572	370048A
F18572	370182A
F18572	380048A ¹⁰

Euclid	
Euclid No.	Our No.
E1091	376590A ¹¹

Ford	
Ford No.	Our No.
2667874	370047A
2C3Z1177AB	370247A
4C3W1177AA	370247A
74HB1175AA	370019A
74HB1175CA	370063A
74HB1190AA	370087A
74HB1190AD	370087A
7QH1175	370023A
7QH1175	380023A ¹⁰
BBQH1175B	370004A
C2TA38007C	370007A
C2TS38007A	370007A
C2TS4A052A	370023A
C2TS4A052A	380023A ¹⁰
C3TA1175F	370009A
C3TA1175F	380009A ¹⁰
C3TA1175FA	370009A
C3TA1175FA	380009A ¹⁰
C3TS38007C	370001A
C3TS38007C	380001A ¹⁰
C3TS38007D	370001A

Ford (Cont'd)	
Ford No.	Our No.
C3TS38007D	380001A ¹⁰
C3TS38007E	370007A
C3TS4A052E	370036A
C3TS4A052E	370349A ¹¹
C3TS4A052E	380036A ¹⁰
C4TS38007B	370001A
C4TS38007B	380001A ¹⁰
C5TA1190A	370179A
C5TA1190B	370048A
C5TA1190B	370182A
C5TA1190B	380048A ¹⁰
C5TA1190D	370179A
C5TS38007D	370007A
C5TZ1190B	370048A
C5TZ1190B	370182A
C5TZ1190B	380048A ¹⁰
C5TZ1190D	370179A
C7TS38007A	370001A
C7TS38007A	380001A ¹⁰
C8HA1173A	370019A
C8HA1173B	370019A
C8HA1173C	370021A
C8HA1173D	370021A
C8HA1175A	370019A
C8HA1175B	370019A
C8HA1175C	370021A
C8HA1175D	370021A
C8HZ1175A	370019A
C8HZ1175B	370021A
C8TA1173C	370047A
C8TA1173D	370047A
C8TA1173G	370023A
C8TA1173G	380023A ¹⁰
C8TA1173H	370023A
C8TA1173H	380023A ¹⁰
C8TA1175F	370008A
C8TA1175G	370023A
C8TA1175G	380023A ¹⁰
C8TA1175H	370023A
C8TA1175H	380023A ¹⁰
C8TZ1175C	370008A
C8TZ1175D	370023A
C8TZ1175D	380023A ¹⁰
C9HA1175A	370019A
C9HA1175B	370019A
C9HA1175C	370021A
C9HA1175D	370021A
C9HA1190A	370054A
C9HA1190B	370057A
C9HZ1175A	370019A
C9HZ1175B	370021A
C9HZ1190B	370057A
C9HZ1S190A	370054A
C9TA1175K	370008A
C9TA1175L	370023A
C9TA1175L	380023A ¹⁰

¹⁰ Premium PTFE ¹¹ Spindle Mount ¹⁴ Minor Width Difference

Oil Bath Seal Interchange

Ford (Cont'd)	
Ford No.	Our No.
C9TA1175M	370023A
C9TA1175M	380023A ¹⁰
C9TA1175R	370009A
C9TA1175R	380009A ¹⁰
D0HA1175E	370021A
D0HA1175F	370009A
D0HA1175F	380009A ¹⁰
D0HA1190L	370008A
D0HA1190M	370172A
D0HM1190A	370054A
D0HZ1175A	370046A
D0HZ1175B	370047A
D0HZ1175C	370009A
D0HZ1175C	380009A ¹⁰
D0HZ1175D	370023A
D0HZ1175D	380023A ¹⁰
D0HZ1175E	370019A
D0HZ1175F	370021A
D0HZ1190A	370054A
D0HZ1190B	370001A
D0HZ1190B	380001A ¹⁰
D0HZ1190C	370057A
D0HZ1190D	370008A
D0HZ1190E	370048A
D0HZ1190E	370182A
D0HZ1190E	380048A ¹⁰
D0HZ1190F	370048A
D0HZ1190F	370182A
D0HZ1190F	380048A ¹⁰
D0TZ1175A	370046A
D0TZ1175C	370008A
D0TZ1175D	370023A
D0TZ1175D	380023A ¹⁰
D0TZ1175E	370009A
D0TZ1175E	380009A ¹⁰
D1HA1190BA	370057A
D1HA1190DA	370057A
D1HZ1190A	370001A
D1HZ1190A	380001A ¹⁰
D1HZ1190B	370057A
D3HA1175BA	370019A
D3HA1175CA	370020A
D3HA1190A1A	370001A
D3HA1190A1A	380001A ¹⁰
D3HA1190B1A	370048A
D3HA1190B1A	370182A
D3HA1190B1A	380048A ¹⁰
D3HS1175AA	370023A
D3HS1175AA	380023A ¹⁰
D3HS1175BA	370019A
D3HS1175CA	370019A
D3HS1190AA	370001A
D3HS1190AA	380001A ¹⁰
D3HZ1175A	370003A
D3HZ1175A	380003A ¹⁰
D3TA1175BA	370046A

Ford (Cont'd)	
Ford No.	Our No.
D3TA1175CA	370047A
D3TA1175GA	370023A
D3TA1175GA	380023A ¹⁰
D3TA1190B1A	370132A
D3TA1190B2A	370132A
D5HZ1175A	370003A
D5HZ1175A	380003A ¹⁰
D5HZ1190A	370132A
D5HZ1190B	370001A
D5HZ1190B	380001A ¹⁰
D5HZ1190C	370048A
D5HZ1190C	370182A
D5HZ1190C	380048A ¹⁰
D5HZ1190D	370048A
D5HZ1190D	370182A
D5HZ1190D	380048A ¹⁰
D5HZ1190E	370132A
D5TZ1190D	370048A
D5TZ1190D	370182A
D5TZ1190D	380048A ¹⁰
D7HA1175A1A	370003A
D7HA1175A1A	380003A ¹⁰
D7HS1190CA	370132A
D7HZ1175A	370003A
D7HZ1175A	380003A ¹⁰
D7HZ1175D	370003A
D7HZ1175D	380003A ¹⁰
D7HZ1175E	370121A
E0HT1190AA	370001A
E0HT1190AA	380001A ¹⁰
E1HT1175AA	370003A
E1HT1175AA	380003A ¹⁰
E1HT1175BA	370003A
E1HT1175BA	380003A ¹⁰
E1HZ1175A	370003A
E1HZ1175A	380003A ¹⁰
E1HZ1175B	370003A
E1HZ1175B	380003A ¹⁰
E2HS1175AA	370046A
E2HS1175BA	370009A
E2HS1175BA	380009A ¹⁰
E2HS1175CA	370047A
E2HS1175DA	370004A
E2HS1190AA	370054A
E2HS1190BA	370048A
E2HS1190BA	370182A
E2HS1190BA	380048A ¹⁰
E2HS1190CA	370132A
E2HT1190AA	370001A
E2HT1190AA	380001A ¹⁰
E2HT1190BA	370048A
E2HT1190BA	370182A
E2HT1190BA	380048A ¹⁰
E2HZ1177A	370003A
E2HZ1177A	380003A ¹⁰
E2TA1190AA	370001A

Ford (Cont'd)	
Ford No.	Our No.
E2TA1190AA	380001A ¹⁰
E3HZ1190B	370001A
E3HZ1190B	380001A ¹⁰
E3HZ1190C	370048A
E3HZ1190C	370182A
E3HZ1190C	380048A ¹⁰
E4HT1175AA	370003A
E4HT1175AA	380003A ¹⁰
E4HZ1175B	370003A
E4HZ1175B	380003A ¹⁰
E5HT1175CA	370023A
E5HT1175CA	380023A ¹⁰
E5HT1175GA	370003A
E5HT1175GA	380003A ¹⁰
E5HT1190AA	370132A
E5HT1190DA	370001A
E5HT1190DA	380001A ¹⁰
E5HZ1190A	370132A
E5TW1177BA	370047A
E5TZ1177B	370047A
E6HS1175AA	370003A
E6HS1175AA	380003A ¹⁰
E6HS1175BA	370023A
E6HS1175BA	380023A ¹⁰
E6HT1175AA	370023A
E6HT1175AA	380023A ¹⁰
E6HZ1175C	370023A
E6HZ1175C	380023A ¹⁰
E6HZ1175E	370023A
E6HZ1175E	380023A ¹⁰
E6HZ1190A	370132A
E6HZ1190D	370001A
E6HZ1190D	380001A ¹⁰
E7HT1190AA	370001A
E7HT1190AA	380001A ¹⁰
E7HZ1175A	370047A
E7HZ1190A	370001A
E7HZ1190A	380001A ¹⁰
E8TW1177BA	370047A
E8TZ1175A	370018A
E8TZ1177B	370047A
F0HS1190AA	370001A
F0HS1190AA	380001A ¹⁰
F0HZ1190AA	370001A
F0HZ1190AA	380001A ¹⁰
F0TW1177AA	370047A
F0TZ1177A	370047A
F1HZ1175A	370023A
F1HZ1175A	380023A ¹⁰
F1HZ1175C	370019A
F1HZ1175D	370021A
F2HT1175AA	370023A
F2HT1175AA	380023A ¹⁰
F2HZ1175A	370047A
F2HZ1175B	370023A
F2HZ1175B	380023A ¹⁰

¹⁰ Premium PTFE

Oil Bath Seal Interchange



Ford (Cont'd)	
Ford No.	Our No.
F2HZ1175C	370003A
F2HZ1175C	380003A ¹⁰
F2TA1175AA	370018A
F2TZ1175A	370018A
F3HT1175AA	370023A
F3HT1175AA	380023A ¹⁰
F3TW1177CA	370047A
F4HS1175BA	370003A
F4HS1175BA	380003A ¹⁰
F4TZ1177B	370047A
F4TZ1177C	370047A
F4TZ1S177BA	370047A
F6HS1190AA	370001A
F6HS1190AA	380001A ¹⁰
F81A1175EA	370024A
F81A1175EA	370165A
F81W1177CA	370247A
F81Z1175EA	370165A
F81Z1177CA	370247A
F81Z1S177CA	370247A
TAJAA1175A	370021A
TAJAA1175B	370021A
TAKAA1175A	370004A
TUAA1190	370001A
TUAA1190	380001A ¹⁰
TUAY1190A	370001A
TUAY1190A	380001A ¹⁰

Fruehauf	
Fruehauf No.	Our No.
370025X	370005A
370025X	380005A ¹⁰
370025X	386025A ^{10, 11}
530370	370065A
530370	376590A ¹¹
530370	380065A ¹⁰
530480	370065A
530480	376590A ¹¹
530480	380065A ¹⁰
554361	370020A
91023	370014A
91023	370014A
A545634	370036A
A545634	370349A ¹¹
A545634	380036A ¹⁰
A565634	370036A
A565634	370349A ¹¹
A565634	380036A ¹⁰
AXA0043	376590A ¹¹
AXA0043-1	376590A ¹¹

GMC	
GMC No.	Our No.
12546240	370024A
15012969	370150A
15065180	370211A
15174535	370199A
15507089	370048A

GMC (Cont'd)	
GMC No.	Our No.
15507089	370182A
15507089	380048A ¹⁰
15519908	370011A
15519910	370011A
15520072	370145A
15527755	370132A
15527763	370165A
15527780	370124A
15527781	370178A
15550869	370003A
15550869	380003A ¹⁰
15557676	370023A
15557676	380023A ¹⁰
15557677	370003A
15557677	380003A ¹⁰
15588691	370199A
15588692	370211A
15588693	370212A
15611171	370008A
15663537	370001A
15663537	380001A ¹⁰
15665670	370005A
15679880	370003A
15679880	380003A ¹⁰
15679881	370023A
15679881	380023A ¹⁰
15687419	370048A
15687419	370182A
15687419	380048A ¹⁰
15703555	370023A
15703555	380023A ¹⁰
15730504	370199A
15887140	370371A ¹¹
15965961	370008A
15973123	370120A
15982769	370003A
15982769	380003A ¹⁰
15982869	370003A
15982869	380003A ¹⁰
15990004	370008A
2006512	370034A
2008723	370001A
2016169	370001A
2016169	380001A ¹⁰
2021809	370006A
2026943	370121A
2029409	370023A
2029409	370024A
2029409	380023A ¹⁰
2031059	370024A
2032362	370012A
2034220	370048A
2034220	370182A
2034220	380048A ¹⁰
2034224	370012A/AR6
2034225	370007A

GMC (Cont'd)	
GMC No.	Our No.
2034226	370066A
2034230	370016A
2034235	370019A
2034236	370012A
2034237	370009A
2034237	380009A ¹⁰
2034238	370008A
2034942	370106A
2035506	370001A
2035506	380001A ¹⁰
2035507	370005A
2038244	370106A
2039149	370018A
2041497	370012A
2045996	370066A
2051473	370022A
2051473	380022A ¹⁰
2056124	370024A
2057480	370003A
2057480	380003A ¹⁰
2064489	370009A
2064489	380009A ¹⁰
2064731	370047A
2073173	370036A
2073173	370349A ¹¹
2073173	380036A ¹⁰
2078026	370005A
2090146	370023A
2090146	380023A ¹⁰
2094440	370008A
2122701	370022A
2122701	380022A ¹⁰
2122718	370022A
2122718	380022A ¹⁰
2228694	370023A
2228694	380023A ¹⁰
2234377	370012A
2234378	370012A
2256492	370002A
2256495	370002A
2258893	370005A
2258907	370005A
2259657	370009A
2259657	380009A ¹⁰
2259662	370019A
2259713	370002A
2259936	370021A
2317614	370003A
2317614	380003A ¹⁰
2322621	370003A
2322621	380003A ¹⁰
2328334	370024A
2328694	370024A
2332303	370003A
2332303	380003A ¹⁰
2334838	370005A

¹⁰ Premium PTFE ¹¹ Spindle Mount

Oil Bath Seal Interchange

GMC (Cont'd)	
GMC No.	Our No.
2343139	370024A
2357683	370024A
2368357	370002A
2371908	370012A
2386619	370018A
2388334	370023A
2388334	380023A ¹⁰
2392508	370015A
2394035	370019A
2394036	370021A
2394037	370181A
2413360	370120A
2417701	370181A
2417702	370021A
2444861	370036A
2444861	370349A ¹¹
2444861	380036A ¹⁰
2446647	370048A
2446647	370182A
2446647	380048A ¹⁰
2455045	370007A
2455047	370024A
2455092	370012A
2455943	370018A
2456738	370005A
2456739	370005A
2456752	370021A
2457433	370019A
2477708	370001A
2477708	380001A ¹⁰
2498220	370048A
2498220	370182A
2498220	380048A ¹⁰
2708026	370181A
2757682	370019A
2928694	370024A
3771094	370018A
3796564	370009A
3796564	380009A ¹⁰
3796575	370009A
3796575	380009A ¹⁰
3974846	370106A
5141050	370018A
649591	370024A
654686	370012A
654687	370021A
657810	370009A
657810	380009A ¹⁰
657811	370024A
657812	370019A
657813	370021A
657814	370005A
657815	370007A
663476	370012A
663477	370018A
663478	370005A

GMC (Cont'd)	
GMC No.	Our No.
663480	370021A
663481	370049A
663482	370007A
663484	370010A
663485	370005A
663486	370021A
663487	370024A
665691	370001A
665691	380001A ¹⁰
674237	370007A
675346	370006A
679001	370008A
679002	370008A
679007	370012A
679008	370012A
680392	370024A
683590	370008A
683591	370009A
683591	380009A ¹⁰
685215	370003A
685215	380003A ¹⁰
688061	370005A
697632	370120A
698768	370037A
698768	370338A ¹¹
701224	370019A
701225	370021A
701226	370005A
701679	370005A
704303	370057A
704925	370003A
704925	380003A ¹⁰
705762	370057A
706765	370030A
710360	370019A
710536	370018A
712831	370009A
712831	380009A ¹⁰
712832	370012A
712833	370018A
712834	370024A
715506	370015A
716122	370048A
716122	370182A
716122	380048A ¹⁰
720618	370002A
720659	370025A
720659	380025A ¹⁰
720659	386025A ¹⁰
721490	370182A
721490	380048A ¹⁰
741147	370036A
741147	370349A ¹¹
741147	380036A ¹⁰
74147	370036A
74147	370349A ¹¹

GMC (Cont'd)	
GMC No.	Our No.
74147	380036A ¹⁰
8004633	370178A
8004670	370178A
8004855	370178A
9053962	370043A
Isuzu	
Isuzu No.	Our No.
1-09625495-0	370003A
1-09625495-0	380003A ¹⁰
8-00685215-0	370003A
8-00685215-0	380003A ¹⁰
8-02029409-0	370023A
8-02029409-0	380023A ¹⁰
8-02094440-0	370008A
8-15588692-0	370211A
8-15588693-0	370212A
8-15703555-0	370023A
8-15703555-0	380023A ¹⁰
8-15730544-0	370199A
8-15982869-0	370003A
8-15982869-0	380003A ¹⁰
8-15990004-0	370008A
Mack	
Mack No.	Our No.
1QFL330	370019A
29QJ29306	370033A/AR12
29QJ2931J	370021A
329J225	370033A
32QF259	370001A
32QF259	380001A ¹⁰
32QFJ00127A	370003A
32QFJ00127A	380003A ¹⁰
32QJ111C	370014A
32QJ112B	370019A
32QJ115A	370011A
32QJ116B	370014A
32QJ118A	370022A
32QJ118A	380022A ¹⁰
32QJ119	370033A
32QJ120	370011A
32QJ121A	370011A
32QJ122A	370011A
32QJ127A	370003A
32QJ127A	380003A ¹⁰
32QJ130A	370007A
32QJ131A	370048A
32QJ131A	370182A
32QJ131A	380048A ¹⁰
32QJ132A	370048A
32QJ132A	370182A
32QJ132A	380048A ¹⁰
32QJ133A	370033A
32QJ135A	370031A
32QJ135A	380031A ¹⁰
32QJ136A	370030A
32QJ140	370033A

¹⁰ Premium PTFE ¹¹ Spindle Mount

Oil Bath Seal Interchange



Mack (Cont'd)	
Mack No.	Our No.
32QJ140	370033A/AR12
32QJ152	370033A/AR12
32QJ156	370020A
32QJ158	370048A
32QJ158	370182A
32QJ158	380048A ¹⁰
32QJ160	370048A
32QJ160	370182A
32QJ160	380048A ¹⁰
32QJ161	370033A/AR12
32QJ162	370020A/AR10
32QJ164	370023A
32QJ164	380023A ¹⁰
32QJ165	370036A
32QJ165	370349A ¹¹
32QJ165	380036A ¹⁰
32QJ175	370006A
32QJ179	370003A
32QJ179	380003A ¹⁰
32QJ19301	370001A
32QJ19301	380001A ¹⁰
32QJ19302	370007A
32QJ19303	370001A
32QJ19303	380001A ¹⁰
32QJ19320	370001A
32QJ19320	380001A ¹⁰
32QJ19321	370001A
32QJ19321	380001A ¹⁰
32QJ19322	370007A
32QJ19325	370003A
32QJ19325	380003A ¹⁰
32QJ19326	370030A
32QJ19327	370001A
32QJ19327	380001A ¹⁰
32QJ19329	370023A
32QJ19329	380023A ¹⁰
32QJ19332	370033A/AR12
32QJ19336	370003A
32QJ19336	380003A ¹⁰
32QJ19337	370022A
32QJ19337	380022A ¹⁰
32QJ19340	370001A
32QJ19340	380001A ¹⁰
32QJ19347	370007A
32QJ19353	370003A
32QJ19353	380003A ¹⁰
32QJ19354	370003A
32QJ19354	380003A ¹⁰
32QJ19355	370003A
32QJ19355	380003A ¹⁰
32QJ19360	370033A/AR12
32QJ19366	370001A
32QJ19366	380001A ¹⁰
32QJ19369	370023A
32QJ19369	380023A ¹⁰
32QJ19370	370033A/AR12

Mack (Cont'd)	
Mack No.	Our No.
32QJ19371	370001A
32QJ19371	380001A ¹⁰
32QJ19373	370003A
32QJ19373	380003A ¹⁰
32QJ19374	370023A
32QJ19374	380023A ¹⁰
32QJ19376	370048A
32QJ19376	370182A
32QJ19376	380048A ¹⁰
32QJ19377	370006A
32QJ19378	370006A
32QJ225	370033A
32QJ226	370048A
32QJ226	370182A
32QJ226	380048A ¹⁰
32QJ228	370007A
32QJ233	370031A
32QJ233	380031A ¹⁰
32QJ235	370065A
32QJ235	380065A ¹⁰
32QJ237	370003A
32QJ237	380003A ¹⁰
32QJ238	370014A
32QJ238A	370014A
32QJ240	370069A
32QJ240	380069A ¹⁰
32QJ241	370022A
32QJ241	380022A ¹⁰
32QJ242	370019A
32QJ243	370031A
32QJ243	380031A ¹⁰
32QJ245	370048A
32QJ245	370182A
32QJ245	380048A ¹⁰
32QJ246	370002A
32QJ248	370033A
32QJ249	370037A
32QJ249	370338A ¹¹
32QJ250	370023A
32QJ250	380023A ¹⁰
32QJ252	370048A
32QJ252	370182A
32QJ252	380048A ¹⁰
32QJ29301	370007A
32QJ29302	370001A
32QJ29302	380001A ¹⁰
32QJ29304	370023A
32QJ29304	380023A ¹⁰
32QJ29316	370023A
32QJ29316	380023A ¹⁰
32QJ29318	370022A
32QJ29318	380022A ¹⁰
32QJ329	370023A
32QJ329	380023A ¹⁰
32QJ330	370019A
341SR26	370033A/AR12

Mack (Cont'd)	
Mack No.	Our No.
341SR31	370021A
341SR52	370001A
341SR52	380001A ¹⁰
36SR13	370007A
58235078	AR25
88AX110	370033A/AR12
88AX287	370003A
88AX287	380003A ¹⁰
88AX305	370033A/AR12
88AX326	370019A
88AX328	370014A
88AX372	370022A
88AX372	380022A ¹⁰
88AX373	370031A
88AX373	380031A ¹⁰
88AX374	370057A
88AX375	370028A
88AX376	370069A
88AX376	380069A ¹⁰
88AX378	370028A
88AX379	370036A
88AX379	370349A ¹¹
88AX379	380036A ¹⁰
88AX380	370019A
88AX382	370069A
88AX382	380069A ¹⁰
88AX402	370069A
88AX402	380069A ¹⁰
88AX403	370069A
88AX403	380069A ¹⁰
88AX404	370069A
88AX404	380069A ¹⁰
88AX405	370031A
88AX405	380031A ¹⁰
88AX406	370019A
88AX407	370022A
88AX407	380022A ¹⁰
88AX418	370031A
88AX418	380031A ¹⁰
88AX419	370033A
88AX420	370003A
88AX420	380003A ¹⁰
88AX421	370022A
88AX421	380022A ¹⁰
88AX424	370069A
88AX424	380069A ¹⁰
88AX425	370037A
88AX425	370338A ¹¹
88AX426	370048A
88AX426	370182A
88AX426	380048A ¹⁰
88AX427	370019A
88AX432	370005A
88AX439	370023A
88AX439	380023A ¹⁰
88AX443	370173A

¹⁰ Premium PTFE ¹¹ Spindle Mount

Oil Bath Seal Interchange

Mack (Cont'd)	
Mack No.	Our No.
88AX448	370031A
88AX448	380031A ¹⁰
88AX450	370005A
88AX466	370031A
88AX466	380031A ¹⁰
88AX467	370022A
88AX467	380022A ¹⁰
88AX469	370048A
88AX469	370182A
88AX469	380048A ¹⁰
88AX59	370036A
88AX59	370349A ¹¹
88AX59	380036A ¹⁰
88AX59P3	370036A
88AX59P3	370349A ¹¹
88AX59P3	380036A ¹⁰
88AX77	370036A
88AX77	370349A ¹¹
88AX77	380036A ¹⁰
90RU21P2	370020A/AR10

Mechanex	
Mechanex No.	Our No.
145000	370065A
145000	376590A ¹¹
145000	380065A ¹⁰
145400	370065A
145400	380065A ¹⁰
145655	370065A
145655	376590A ¹¹
145655	380065A ¹⁰
147000	370036A
147000	370349A ¹¹
147000	380036A ¹⁰
147300 & 40216	370036A
147300 & 40216	370349A ¹¹
147300 & 40216	380036A ¹⁰
147400	370036A
147400	370349A ¹¹
147400	380036A ¹⁰
149000	370037A
149000	370338A ¹¹
149400	370037A
149400	370338A ¹¹
151400	370002A
155000	370025A
155000	380025A ¹⁰
155000	386025A ^{10,11}
155300 & 401203	370025A
155300 & 401203	380025A ¹⁰
155300 & 401203	386025A ^{10,11}
155400	370025A
155400	380025A ¹⁰
155400	386025A ^{10,11}
201400	370124A
202400	370124A
203000	370001A

Mechanex (Cont'd)	
Mechanex No.	Our No.
203000	380001A ¹⁰
203400	370001A
203400	380001A ¹⁰
204400	370001A
204400	380001A ¹⁰
205400	370001A
205400	380001A ¹⁰
206400	370048A
206400	370182A
206400	380048A ¹⁰
208400	370007A
209400	370012A
210400	370018A
212400	370015A
213400	370057A
214400	370124A
215400	370010A
220400	370066A
221400	370065A
225400	370054A
226400	370066A
227400	370066A
361000	370003A
361000	380003A ¹⁰
361400	370003A
361400	380003A ¹⁰
362000	370030A
362400	370030A
363000	370005A
363400	370005A
364400	370178A
366400	370027A
370000	370023A
370000	380023A ¹⁰
370400	370023A
370400	380023A ¹⁰
371000	370019A
371400	370019A
372000	370021A
372400	370021A
373400	370009A
373400	380009A ¹⁰
374000	370023A
374000	380023A ¹⁰
374400	370024A
375400	370008A
376000	370023A
376000	380023A ¹⁰
376400	370023A
376400	380023A ¹⁰
377000	370023A
377000	380023A ¹⁰
377400	370023A
377400	380023A ¹⁰
3784844	370001A
3784844	380001A ¹⁰

Mechanex (Cont'd)	
Mechanex No.	Our No.
381300	370034A
381400	370034A
382400	370019A
383400	370031A
383400	380031A ¹⁰
384400	370036A
384400	370349A ¹¹
385000	380036A ¹⁰
385000	370022A
385400	380022A ¹⁰
385400	370022A
385400	380022A ¹⁰
386400	370057A
387400	370028A
388400	370009A
388400	380009A ¹⁰
389000	370031A
389000	380031A ¹⁰
389400	370031A
389400	380031A ¹⁰
390000	370006A
390400	370006A
393400	370033A
401202	370001A
401202	380001A ¹⁰
401204	370048A
401204	370182A
401204	380048A ¹⁰
401216	370033A/AR12
701400	370150A
705400	370001A
705400	380001A ¹⁰
706400	370048A
706400	370182A
706400	380048A ¹⁰
708400	370007A
709400	370012A
710400	370018A
713400	370057A
714400	370124A
717400	370011A
718400W/401252	370014A
725400	370054A
726400	370066A
731400	370132A
733400	370009A
733400	380009A ¹⁰
736400	370131A
736400	380131A ¹⁰
740400	370107A
741400	370192A
742400	370010A
744400	370029A
745400	370065A
745400	376590A ¹¹
745400	380065A ¹⁰

¹⁰ Premium PTFE ¹¹ Spindle Mount

Oil Bath Seal Interchange



Mechanex (Cont'd)	
Mechanex No.	Our No.
746400	370002A
747350	370036A
747350	370349A ¹¹
747350	380036A ¹⁰
747400	370036A
747400	370349A ¹¹
747400	380036A ¹⁰
749400	370037A
749400	370338A ¹¹
755400	370025A
755400	380025A ¹⁰
755400	386025A ^{10, 11}
756400	370025A
756400	380025A ¹⁰
756400	386025A ^{10, 11}
758400	370178A
760400	370106A
761400	370003A
761400	380003A ¹⁰
762400	370030A
763400	370005A
763400	370173A
769400	370121A
770400	370023A
770400	380023A ¹⁰
771400	370019A
772400	370021A
774400	370024A
775400	370008A
776400	370033A
777400	370173A
778400	370169A
781400	370034A
782400	370019A
785400	370022A
785400	380022A ¹⁰
786400	370057A
788400	370009A
788400	380009A ¹⁰
789400	370031A
789400	380031A ¹⁰
790400	370006A
791400	370069A
791400	380069A ¹⁰
DR11RK	370003A
DR11RK	380003A ¹⁰
DR12RK	370021A
DR14RK	370023A
DR14RK	380023A ¹⁰
DR1505	370030A
DR1508	370006A
DR1509	370019A
DR1511	370003A
DR1511	380003A ¹⁰
DR1512	370021A
DR1513	370005A

Mechanex (Cont'd)	
Mechanex No.	Our No.
DR1514	370005A
DR1515	370019A
DR1516	370023A
DR1516	380023A ¹⁰
DR1521	370003A
DR1521	380003A ¹⁰
DR1525	370022A
DR1525	380022A ¹⁰
DR1528	370006A
DR1531	370003A
DR1531	380003A ¹⁰
DR1541	370003A
DR1541	380003A ¹⁰
DR15RK	370019A
DR16RK	370023A
DR16RK	380023A ¹⁰
DR21RK	370003A
DR21RK	380003A ¹⁰
DR5RK	370030A
DR8RK	370006A
DR9RK	370019A
DRE10RK	370023A
DRE10RK	380023A ¹⁰
DRE11RK	370019A
DRE12RK	370021A
DRE14RK	370023A
DRE14RK	380023A ¹⁰
DRE1RK	370003A
DRE1RK	380003A ¹⁰
DRE24RK	370036A
DRE24RK	370349A ¹¹
DRE24RK	380036A ¹⁰
DRE2RK	370030A
DRE30RK	370006A
DRE3RK	370005A
DRE4501	370003A
DRE4501	380003A ¹⁰
DRE4502	370030A
DRE4503	370005A
DRE4504	370005A
DRE4505	370005A
DRE4506	370005A
DRE4507	370005A
DRE4508	370005A
DRE4509	370005A
DRE4510	370023A
DRE4510	380023A ¹⁰
DRE4511	370019A
DRE4512	370021A
DRE4514	370023A
DRE4514	380023A ¹⁰
DRE4515	370023A
DRE4515	380023A ¹⁰
DRE4516	370023A
DRE4516	380023A ¹⁰
DRE4517	370023A

Mechanex (Cont'd)	
Mechanex No.	Our No.
DRE4517	380023A ¹⁰
DRE4518	370023A
DRE4518	380023A ¹⁰
DRE4519	370023A
DRE4519	380023A ¹⁰
DRE4520	370023A
DRE4520	380023A ¹⁰
DRE4521	370023A
DRE4521	380023A ¹⁰
DRE4524	370036A
DRE4524	370349A ¹¹
DRE4524	380036A ¹⁰
DRE4525	370022A
DRE4525	380022A ¹⁰
DRE4530	370006A
DRE5061	370003A
DRE5061	380003A ¹⁰
DRE5062	370030A
DRE5063	370005A
DRE5070	370023A
DRE5070	380023A ¹⁰
DRE5071	370019A
DRE5072	370021A
DRE5074	370023A
DRE5074	380023A ¹⁰
DRE5081	370003A
DRE5081	380003A ¹⁰
DRE5083	370030A
DRE5084	370036A
DRE5084	370349A ¹¹
DRE5084	380036A ¹⁰
DRE5085	370022A
DRE5085	380022A ¹⁰
DRE5090	370006A
DRE61RK	370003A
DRE61RK	380003A ¹⁰
DRE62RK	370030A
DRE63RK	370005A
DRE70RK	370023A
DRE70RK	380023A ¹⁰
DRE71RK	370019A
DRE72RK	370021A
DRE74RK	370023A
DRE74RK	380023A ¹⁰
DRE81RK	370003A
DRE81RK	380003A ¹⁰
DRE85RK	370022A
DRE85RK	380022A ¹⁰
DRE90RK	370006A
EDRE5063	370005A
FA10RK	370012A
FA12RK	370007A
FA14RK	370001A
FA14RK	380001A ¹⁰
FA1801	370001A
FA1801	380001A ¹⁰

¹⁰ Premium PTFE ¹¹ Spindle Mount

Oil Bath Seal Interchange

Mechanex (Cont'd)	
Mechanex No.	Our No.
FA1810	370012A
FA1812	370007A
FA1813	370007A
FA1814	370001A
FA1814	380001A ¹⁰
FA1818	370012A/AR6
FA1824	370033A/AR12
FA18RK	370012A/AR6
FA1RK	370001A
FA1RK	380001A ¹⁰
FA2RK	370001A
FA2RK	380001A ¹⁰
FAE3RK	370001A
FAE3RK	380001A ¹⁰
FAE4RK	370001A
FAE4RK	380001A ¹⁰
FAE5003	370001A
FAE5003	380001A ¹⁰
FAE5004	370001A
FAE5004	380001A ¹⁰
FAE5005	370001A
FAE5005	380001A ¹⁰
FAE5006	370048A
FAE5006	370182A
FAE5006	380048A ¹⁰
FAE5007	370001A
FAE5007	380001A ¹⁰
FAE5008	370007A
FAE5009	370012A
FAE5016	370012A/AR6
FAE5020	370066A
FAE5RK	370001A
FAE5RK	380001A ¹⁰
FAE8RK	370007A
FAE9RK	370012A
T55031	370012A
T55158	370066A/AR12
TR1004	370065A
TR1004	376590A ¹¹
TR1004	380065A ¹⁰
TR1005	370065A
TR1005	376590A ¹¹
TR1005	380065A ¹⁰
TR1007	370036A
TR1007	370349A ¹¹
TR1007	380036A ¹⁰
TR1009	370037A
TR1009	370338A ¹¹
TR1015	370025A
TR1015	380025A ¹⁰
TR1015	386025A ^{10,11}
TR1016	370025A
TR1016	380025A ¹⁰
TR1016	386025A ^{10,11}
TR1017	370025A
TR1017	380025A ¹⁰

Mechanex (Cont'd)	
Mechanex No.	Our No.
TR1017	386025A ^{10,11}
TR1019	370036A
TR1019	370349A ¹¹
TR1019	380036A ¹⁰
TR1020	370036A
TR1020	370349A ¹¹
TR1020	380036A ¹⁰
TR1021	370036A
TR1021	370349A ¹¹
TR1021	380036A ¹⁰
TR1023	370036A
TR1023	370349A ¹¹
TR1023	380036A ¹⁰
TR1024	370036A
TR1024	370349A ¹¹
TR1024	380036A ¹⁰
TR1025	370036A
TR1025	370349A ¹¹
TR1025	380036A ¹⁰
TR15RK	370025A
TR15RK	380025A ¹⁰
TR15RK	386025A ^{10,11}
TR4RK	370065A
TR4RK	376590A ¹¹
TR4RK	380065A ¹⁰
TR5RK	370065A
TR5RK	376590A ¹¹
TR5RK	380065A ¹⁰
TR7RK	370036A
TR7RK	370349A ¹¹
TR7RK	380036A ¹⁰
TR9RK	370037A
TR9RK	370338A ¹¹
TRE5045	370065A
TRE5045	376590A ¹¹
TRE5045	380065A ¹⁰
TRE5047	370036A
TRE5047	370349A ¹¹
TRE5047	380036A ¹⁰
TRE5049	370037A
TRE5049	370338A ¹¹
TRE5055	370025A
TRE5055	380025A ¹⁰
TRE5055	386025A ^{10,11}

Midland Barrier	
Midland Barrier No.	Our No.
56400	380025A ¹⁰
705400	380001A ¹⁰
706400	370048A
706400	370182A
706400	380048A ¹⁰
736400	380131A ¹⁰
745400	380065A ¹⁰
747350	380036A ¹⁰
747400	380036A ¹⁰
755400	380025A ¹⁰

Midland Barrier (Cont'd)	
Midland Barrier No.	Our No.
761400	380003A ¹⁰
770400	380023A ¹⁰
785400	380022A ¹⁰
789400	380031A ¹⁰

Navistar	
Navistar No.	Our No.
110021R91	370001A
110021R91	380001A ¹⁰
110021R91	6638S
112876R91	370169A
112876R91	415437
112876R91	455173
117289E91	370001A
117289E91	380001A ¹⁰
123805R91	370020A
123805R91	415351
123805R91	455062
1277238C1	370082A
1609948C1	370003A
1609948C1	380003A ¹⁰
1612823C1	370131A
1612823C1	380131A ¹⁰
1649628C1	370025A
1649628C1	380025A ¹⁰
1649628C1	386025A ^{10,11}
1654330C1	370023A
1654330C1	380023A ¹⁰
1655102C1	370124A
1680802C1	370003A
1680802C1	380003A ¹⁰
1688203C1	370001A
1688203C1	380001A ¹⁰
196437C91	370021A
228885R91	370007A
254032C91	370120A
278616C92	370030A
283842C91	370007A
285310C91	370001A
285310C91	380001A ¹⁰
285311C91	370007A
294769C91	370004A
296390C91	370048A
296390C91	370182A
296390C91	380048A ¹⁰
296392C91	370007A
296393C91	370001A
296393C91	380001A ¹⁰
296394C91	370019A
296396C92	370019A
296409C91	370033A
296438C91	370036A
296438C91	370349A ¹¹
296438C91	380036A ¹⁰
296440C91	370003A
296440C91	380003A ¹⁰
296441C91	370030A

¹⁰ Premium PTFE ¹¹ Spindle Mount

Oil Bath Seal Interchange



Navistar (Cont'd)	
Navistar No.	Our No.
309323C91	370023A
309323C91	380023A ¹⁰
319506C1	370124A
319506C92	370124A
340179C91	370021A
351802C92	370023A
351802C92	380023A ¹⁰
359917C91	370001A
359917C91	380001A ¹⁰
359922C91	370048A
359922C91	370182A
359922C91	380048A ¹⁰
359926C92	370023A
359926C92	380023A ¹⁰
380019C91	370023A
380019C91	380023A ¹⁰
394894C91	370001A
394894C91	380001A ¹⁰
396395C92	370021A
396526C91	370019A
400855C91	370007A
414467C91	370037A
414467C91	370338A ¹¹
427424R92	370001A
427424R92	380001A ¹⁰
427552R91	370001A
427552R91	380001A ¹⁰
428119C91	370023A
428119C91	380023A ¹⁰
428454C91	370003A
428454C91	380003A ¹⁰
428455C91	370003A
428455C91	380003A ¹⁰
431616R91	370021A
431616R92	370021A
431619R91	370036A
431619R91	370349A ¹¹
431619R91	380036A ¹⁰
436449R91	370023A
436449R91	380023A ¹⁰
438454R92	370001A
438454R92	380001A ¹⁰
441260C91	370150A
447551C91	370036A
447551C91	370349A ¹¹
447551C91	380036A ¹⁰
447559C91	370007A
447560C91	370008A
447561C91	370001A
447561C91	380001A ¹⁰
447565C91	370033A
447566C91	370023A
447566C91	380023A ¹⁰
448644C91	370131A
448644C91	380131A ¹⁰
456618S61	370023A

Navistar (Cont'd)	
Navistar No.	Our No.
456618S61	380023A ¹⁰
465511C91	370131A
465511C91	380131A ¹⁰
469844C1	370150A
469845C1	370169A
490576C92	370124A
490577C92	370131A
490577C92	380131A ¹⁰
509154C91	370057A
512657C1	370025A
512657C1	380025A ¹⁰
512657C1	386025A ^{10,11}
547915C91	370065A
547915C91	376590A ¹¹
547915C91	380065A ¹⁰
562932C1	370007A
578913C1	370057A
582587C91	370192A
594962C1	370003A
594962C1	380003A ¹⁰
594963C1	370023A
594963C1	380023A ¹⁰
594964C1	370048A
594964C1	370182A
594964C1	380048A ¹⁰
594965C1	370150A
594966C1	370124A
594967C1	370131A
594967C1	380131A ¹⁰
596555C1	370001A
596555C1	380001A ¹⁰
596556C1	370121A
680273R91	370007A
698444R91	370036A
698444R91	370349A ¹¹
698444R91	380036A ¹⁰
759704C91	370019A
760885C91	370023A
760885C91	380023A ¹⁰
766571C91	370003A
766571C91	380003A ¹⁰
771723C91	370021A
775698C91	370003A
775698C91	380003A ¹⁰
780316C91	370124A
788484C91	370001A
788484C91	380001A ¹⁰
788485C91	370023A
788485C91	380023A ¹⁰
794408C91	370048A
794408C91	370182A
794408C91	380048A ¹⁰
864643C92	370023A
864643C92	380023A ¹⁰
864743C92	370023A
864743C92	380023A ¹⁰

Navistar (Cont'd)	
Navistar No.	Our No.
864784C91	370023A
864784C91	380023A ¹⁰
870485C91	370030A
870889C91	370048A
870889C91	370182A
870889C91	380048A ¹⁰
870890C91	370048A
870890C91	370182A
870890C91	380048A ¹⁰
896941R91	370048A
896941R91	370182A
896941R91	380048A ¹⁰
898235R93	370019A
925172R91	370007A
925173R91	370007A
972401R91	370023A
972401R91	380023A ¹⁰
982259R91	370012A
982259R91	5473
983570R1	370003A
983570R1	380003A ¹⁰
992481C91	370150A

NOK	
NOK No.	Our No.
301	370006A
302	370065A
303	370025A
304	370003A
305	370001A
306	370023A
EZ0302E	376590A ¹¹
UZ0301E	370036A
UZ0301E	370349A ¹¹
UZ0301E	380036A ¹⁰
UZ0301E0	370036A
UZ0301E0	370349A ¹¹
UZ0301E0	380036A ¹⁰
UZ0302E	370065A
UZ0302E	380065A ¹⁰
UZ0302E0	370065A
UZ0302E0	380065A ¹⁰
UZ0303E	370025A
UZ0303E	380025A ¹⁰
UZ0303E	386025A ^{10,11}
UZ0303E0	370025A
UZ0303E0	380025A ¹⁰
UZ0303E0	386025A ^{10,11}
UZ0305E	370001A
UZ0305E	380001A ¹⁰
UZ0305E0	370001A
UZ0305E0	380001A ¹⁰
UZ0306E	370023A
UZ0306E	380023A ¹⁰
UZ0307E	370021A
UZ0307E0	370021A
UZ0308E	370005A

¹⁰ Premium PTFE ¹¹ Spindle Mount

Oil Bath Seal Interchange

NOK (Cont'd)	
NOK No.	Our No.
UZ0308E0	370005A
Rockwell (Meritor)	
Rockwell (Meritor) No.	Our No.
02-01244-P1	370001A
02-01244-P1	380001A ¹⁰
1199B-1666	370006A
1205-B-1250	370025A
1205-B-1250	380025A ¹⁰
1205-B-1250	386025A ^{10,11}
1205B2264	370001A
1205B2264	380001A ¹⁰
1205D-1850	370037A
1205D-1850	370338A ¹¹
1205E-1851	370036A
1205E-1851	370349A ¹¹
1205E-1851	380036A ¹⁰
1205L-1260	370065A
1205L-1260	380065A ¹⁰
1205M-1469	370037A
1205M-1469	370338A ¹¹
1205P-1212	370025A
1205P-1212	380025A ¹⁰
1205P-1212	386025A ^{10,11}
15588691	370199A
229	370003A
229	380003A ¹⁰
333745C11	370023A
333745C11	380023A ¹⁰
846	370037A
846	370338A ¹¹
A1205A-937	370037A
A1205A-937	370338A ¹¹
A1205B-1314	370077A
A1205B-1796X	370166A ¹⁴
A1205B2264	370001A
A1205B2264	380001A ¹⁰
A1205B-574	370008A
A1205C-1381	370054A
A1205C-1719	370011A
A1205C-1875	370036A
A1205C-1875	370349A ¹¹
A1205C-1875	380036A ¹⁰
A1205D-1018	370178A
A1205D-1070	370048A
A1205D-1070	370182A
A1205D-1070	380048A ¹⁰
A1205D-1850	370037A
A1205D-1850	370338A ¹¹
A1205D2526	370023A
A1205D2526	380023A ¹⁰
A-1205-D-2578	370048A
A-1205-D-2578	370182A
A-1205-D-2578	380048A ¹⁰
A1205D-836	370036A
A1205D-836	370349A ¹¹
A1205D-836	380036A ¹⁰

Rockwell (Meritor) (Cont'd)	
Rockwell (Meritor) No.	Our No.
A1205E-1019	370066A
A1205E-1071	370001A
A1205E-1071	380001A ¹⁰
A1205E-1253	370009A
A1205E-1253	380009A ¹⁰
A1205E-1851	370036A
A1205E-1851	370349A ¹¹
A1205E-1851	380036A ¹⁰
A1205E-2163	370066A
A1205F-1043	370178A
A1205F-1748	370030A
A1205F-664	370023A
A1205F-664	380023A ¹⁰
A1205F-838	370037A
A1205F-838	370338A ¹¹
A1205G-631	370001A
A1205G-631	380001A ¹⁰
A1205G-735	370046A
A1205H-1594	370048A
A1205H-1594	370182A
A1205H-1594	380048A ¹⁰
A1205H-762	370007A
A1205I-11061	370003A
A1205I-11061	380003A ¹⁰
A1205J-1206	370007A
A1205J-1338	370093A
A1205J-1388X	370093A
A1205J-2272	370181A
A1205J-634	370030A
A1205K-1285	370003A
A1205K-1285	380003A ¹⁰
A-1205-K-2013	370066A
A1205K-937	370037A
A1205K-937	370338A ¹¹
A1205K-999	370025A
A1205K-999	380025A ¹⁰
A1205K-999	386025A ^{10,11}
A1205L-1338	370001A
A1205L-1338	380001A ¹⁰
A1205L-1546	370195A
A1205L-1598	370025A
A1205L-1598	380025A ¹⁰
A1205L-1598	386025A ^{10,11}
A1205L-324	370036A
A1205L-324	370349A ¹¹
A1205L-324	380036A ¹⁰
A1205M-1287	370064A
A1205M-1339	370048A
A1205M-1339	370182A
A1205M-1339	380048A ¹⁰
A1205M-1625	370178A
A1205M-897	370036A
A1205M-897	370349A ¹¹
A1205M-897	380036A ¹⁰
A1205N-1288	370057A
A1205N-1314	370077A

Rockwell (Meritor) (Cont'd)	
Rockwell (Meritor) No.	Our No.
A1205N-1392	370094A
A1205N-1614	370077A
A1205N-1851	370036A
A1205N-1851	370349A ¹¹
A1205N-1851	380036A ¹⁰
A1205N-898	370037A
A1205N-898	370338A ¹¹
A1205N-898X	370037A
A1205N-898X	370338A ¹¹
A1205P-1004	370008A
A1205P-1108	370048A
A1205P-1108	370182A
A1205P-1108	380048A ¹⁰
A1205P-1212	370025A
A1205P-1212	380025A ¹⁰
A1205P-1212	386025A ^{10,11}
A1205P-1449	370001A
A1205P-1449	380001A ¹⁰
A1205P-1888	376590A ¹¹
A1205P-276	370046A
A1205P-406	370178A
A1205Q-1941	370119A ¹⁴
A1205Q-2487	370003A
A1205Q-2487	380003A ¹⁰
A1205Q-407	370022A
A1205Q-407	380022A ¹⁰
A1205R-1630	370006A
A1205R-2124	370082A
A1205S-1449	370001A
A1205S-1449	380001A ¹⁰
A1205S-1631	370051A
A1205S-2489	370025A
A1205S-2489	380025A ¹⁰
A1205S-2489	386025A ^{10,11}
A1205S-669	370010A
A1205T-1814	370028A
A1205T-670	370178A
A1205T-696	370003A
A1205T-696	380003A ¹⁰
A1205T-724	370120A
A1205T-774	370120A
A1205U-1061	370003A
A1205U-1061	380003A ¹⁰
A1205U-697	370006A
A1205V-1192	370066A
A1205V-1660	370057A
A1205V-2102	370054A
A1205V-2492	370003A
A1205V-2492	380003A ¹⁰
A1205V-542	370003A
A1205V-542	380003A ¹⁰
A1205W-1245	370013A
A1205W-1345	370023A
A1205W-1345	380023A ¹⁰
A1205W-1349	370023A
A1205W-1349	380023A ¹⁰

¹⁰ Premium PTFE ¹¹ Spindle Mount ¹⁴ Minor Width Difference

Oil Bath Seal Interchange



Rockwell (Meritor) (Cont'd)	
Rockwell (Meritor) No.	Our No.
A1205W-1375	370001A
A1205W-1375	380001A ¹⁰
A1205W-1557	370047A
A1205X-1298	370063A
A1205X-1662	370025A
A1205X-1662	380025A ¹⁰
A1205X-1662	386025A ^{10, 11}
A1205Y-1715	370054A
A1205Y-1975	370065A
A1205Y-1975	376590A ¹¹
A1205Y-1975	380065A ¹⁰
A1205Z-1716	370007A
A1205Z-1820	370120A
A1205Z-364	370066A
A1205Z-780	370048A
A1205Z-780	370182A
A1205Z-780	380048A ¹⁰
A1805C-705	370064A
A1805E-369	370018A
A1805U-723	370018A
A1805W-725	370008A

Spicer	
Spicer No.	Our No.
070HH133	370131A
070HH133	380131A ¹⁰
070HH134	370003A
070HH134	380003A ¹⁰
070HH135	370124A
070HH152	370119A
070HH187	370063A
20050	370036A
20050	370349A ¹¹
20050	380036A ¹⁰
32QJ266	370003A
32QJ266	380003A ¹⁰
44303	370018A
47494	370033A
76246361	370043A
W03HH101	370001A
W03HH101	380001A ¹⁰

Stemco	
Stemco No.	Our No.
307-0713	370036A
307-0713	370349A ¹¹
307-0713	380036A ¹⁰
307-0723	370065A
307-0723	376590A ¹¹
307-0723	380065A ¹⁰
307-0743	370025A
307-0743	380025A ¹⁰
307-0743	386025A ^{10, 11}
307-0744	370037A
307-0744	370338A ¹¹
308-0836	370001A
308-0836	380001A ¹⁰
308-0853	370124A

Stemco (Cont'd)	
Stemco No.	Our No.
308-0856	370131A
308-0856	380131A ¹⁰
308-0863	370132A
308-0864	370048A
308-0864	370182A
308-0864	380048A ¹⁰
308-0866	370150A
309-0903	370022A
309-0903	380022A ¹⁰
309-0904	370031A
309-0904	380031A ¹⁰
309-0912	370023A
309-0912	380023A ¹⁰
309-0915	370024A
309-0935	370047A
309-0948	370069A
309-0948	380069A ¹⁰
309-0957	370009A
309-0957	380009A ¹⁰
309-0960	370005A
309-0961	370030A
309-0964	370021A ¹³
309-0965	370019A
309-0970	370006A
309-0973	370003A
309-0973	380003A ¹⁰
320-2009	370057A
320-2034	370012A
320-2091	370106A
320-2097 & 1516	370069A
320-2097 & 1516	380069A ¹⁰
320-2102 & 1510	370023A
320-2102 & 1510	380023A ¹⁰
320-2113 & 1517	370021A
320-2119 & 1511	370022A
320-2119 & 1511	380022A ¹⁰
320-2132 & 1515	370031A
320-2132 & 1515	380031A ¹⁰
320-2701 & 1701	370025A
320-2701 & 1701	380025A ¹⁰
320-2701 & 1701	386025A ^{10, 11}
320-2702 & 1702	370001A
320-2702 & 1702	380001A ¹⁰
320-2703 & 1703	370003A
320-2703 & 1703	380003A ¹⁰
320-2704 & 1704	370036A
320-2704 & 1704	370349A ¹¹
320-2704 & 1704	380036A ¹⁰
320-2705 & 1705	370065A
320-2705 & 1705	376590A ¹¹
320-2705 & 1705	380065A ¹⁰
320-2706 & 1706	370022A
320-2706 & 1706	380022A ¹⁰
320-2707 & 1707	370023A
320-2707 & 1707	380023A ¹⁰
320-2708 & 1708	370124A

Stemco (Cont'd)	
Stemco No.	Our No.
320-2709 & 1709	370037A
320-2709 & 1709	370338A ¹¹
320-2710 & 1706	370131A
320-2710 & 1710	370131A
320-2711 & 1711	370048A
320-2711 & 1711	370182A
320-2711 & 1711	380048A ¹⁰
320-6017	370036A
320-6017	370349A ¹¹
320-6017	380036A ¹⁰
327-2718 & 1705	370031A
327-2718 & 1705	380031A ¹⁰
370-7005	370013A
370-7006	370002A
370-7007	370025A
370-7007	380025A ¹⁰
370-7007	386025A ^{10, 11}
370-7008	370029A
370-7009	370002A
370-7011	370002A
370-7013	370036A
370-7013	370037A
370-7013	370338A ¹¹
370-7013	370349A ¹¹
370-7013	380036A ¹⁰
370-7015	370192A
370-7016	370004A/AR20
370-7018	370008A
370-7022	370026A/AR2
370-7023	370065A
370-7023	376590A ¹¹
370-7023	380065A ¹⁰
370-7024	370107A
370-7025	370027A
370-7031	370036A
370-7031	370349A ¹¹
370-7031	380036A ¹⁰
370-7043	370025A
370-7043	380025A ¹⁰
370-7043	386025A ^{10, 11}
370-7044	370037A
370-7044	370338A ¹¹
370-7046	370010A
370-7048	370046A
370-7049	370014A
370-7055	370013A
370-7091	370107A
370-7095	370037A
370-7095	370338A ¹¹
370-7097	370025A
370-7097	380025A ¹⁰
370-7097	386025A ^{10, 11}
370-7098	370036A
370-7098	370349A ¹¹
370-7098	380036A ¹⁰
370-7099	370065A

¹⁰ Premium PTFE ¹¹ Spindle Mount ¹³ Fits Seal Bore

Oil Bath Seal Interchange

Stemco (Cont'd)	
Stemco No.	Our No.
370-7099	376590A ¹¹
370-7099	380065A ¹⁰
371-0013	370036A
371-0013	370349A ¹¹
371-0013	380036A ¹⁰
371-0023	370065A
371-0023	376590A ¹¹
371-0023	380065A ¹⁰
371-0043	370025A
371-0043	380025A ¹⁰
371-0043	386025A ^{10,11}
372-7005	370013A
372-7006	370002A
372-7008	370029A
372-7009	370002A
372-7015	370192A
372-7018	370008A
372-7022	370026A
372-7022	370026A/AR2
372-7024	370107A
372-7025	370027A
372-7046	370010A
372-7048	370046A ¹²
372-7049	370014A
372-7055	370013A
372-7091	370107A
372-7095	370037A
372-7095	370338A ¹¹
372-7097	370025A
372-7097	380025A ¹⁰
372-7097	386025A ^{10,11}
372-7098	370036A
372-7098	370349A ¹¹
372-7098	380036A ¹⁰
372-7099	370065A
372-7099	376590A ¹¹
372-7099	380065A ¹⁰
373-0113	370036A
373-0113	370349A ¹¹
373-0113	380036A ¹⁰
373-0123	370065A
373-0123	376590A ¹¹
373-0123	380065A ¹⁰
373-0143	370025A
373-0143	380025A ¹⁰
373-0143	386025A ^{10,11}
373-0213	370036A
373-0213	370349A ¹¹
373-0213	380036A ¹⁰
373-0223	370065A
373-0223	376590A ¹¹
373-0223	380065A ¹⁰
373-0243	370025A
373-0243	380025A ¹⁰
373-0243	386025A ^{10,11}
377-7713	370036A

Stemco (Cont'd)	
Stemco No.	Our No.
377-7713	370349A ¹¹
377-7713	380036A ¹⁰
377-7723	370065A
377-7723	376590A ¹¹
377-7723	380065A ¹⁰
377-7743	370025A
377-7743	380025A ¹⁰
377-7743	386025A ^{10,11}
377-7744	370037A
377-7744	370338A ¹¹
380-8001	370066A
380-8009	370145A
380-8010	370014A/AR5
380-8011	370011A/AR4
380-8014	370015A
380-8017	370018A ¹³
380-8018	370010A
380-8020	370011A/AR1
380-8025	370002A
380-8027	370179A
380-8028	370007A
380-8030	370018A/AR8
380-8032	370012A/AR6
380-8034	370012A
380-8035	370012A
380-8036	370001A
380-8036	380001A ¹⁰
380-8037	370048A
380-8037	370182A
380-8037	380048A ¹⁰
380-8039	370033A/AR12
380-8042	370002A
380-8044	370054A
380-8045	370057A
380-8046	370124A
380-8052	370015A
380-8053	370124A
380-8054	370131A
380-8054	380131A ¹⁰
380-8056	370131A
380-8056	380131A ¹⁰
380-8060	370020A/AR10
380-8063	370132A
380-8064	370048A
380-8064	370182A
380-8064	380048A ¹⁰
380-8066	370150A
380-8067	370131A
380-8067	380131A ¹⁰
380-8071	370011A
381-0053	370124A
381-0056	370131A
381-0056	380131A ¹⁰
381-0064	370048A
381-0064	370182A
381-0064	380048A ¹⁰

Stemco (Cont'd)	
Stemco No.	Our No.
381-8036	370001A
381-8036	380001A ¹⁰
382-8001	370066A
382-8009	370145A
382-8010	370014A/AR5
382-8011	370011A/AR4
382-8017	370018A
382-8018	370010A
382-8025	370002A
382-8027	370179A
382-8028	370007A
382-8032	370012A/AR6
382-8034	370012A
382-8035	370012A
382-8036	370001A
382-8036	380001A ¹⁰
382-8039	370033A/AR12
382-8042	370002A
382-8044	370054A
382-8045	370057A
382-8052	370015A
382-8053	370124A
382-8056	370066A
382-8056	370131A
382-8056	380131A ¹⁰
382-8060	370020A
382-8060	370020A/AR10
382-8063	370132A
382-8064	370048A
382-8064	370182A
382-8064	380048A ¹⁰
382-8066	370150A
382-8071	370011A
383-0101	370066A
383-0136	370001A
383-0136	380001A ¹⁰
383-0139	370033A
383-0153	370124A
383-0156	370131A
383-0156	380131A ¹⁰
383-0164	370048A
383-0164	370182A
383-0164	380048A ¹⁰
383-0171	370011A
383-0175	370199A
383-0176	370211A
383-0236	370001A
383-0236	380001A ¹⁰
383-0264	370048A
383-0264	370182A
383-0264	380048A ¹⁰
383-8139	370198A
383-8239	370198A
387-8736	370001A
387-8736	380001A ¹⁰
387-8753	370124A

¹⁰ Premium PTFE ¹¹ Spindle Mount ¹² Fits Bearing Bore ¹³ Fits Seal Bore

Oil Bath Seal Interchange



Stemco (Cont'd)	
Stemco No.	Our No.
387-8755	370131A
387-8755	380131A ¹⁰
387-8756	370131A
387-8756	380131A ¹⁰
387-8763	370132A
387-8764	370048A
387-8764	370182A
387-8764	380048A ¹⁰
390-7008	370029A
390-7025	370027A
390-7048	370046A ¹³
390-9001	370004A/AR20
390-9002	370022A
390-9002	380022A ¹⁰
390-9003	370022A
390-9003	380022A ¹⁰
390-9004	370031A
390-9004	380031A ¹⁰
390-9005	370021A
390-9006	370019A
390-9007	370028A
390-9010	370033A
390-9012	370023A
390-9012	380023A ¹⁰
390-9015	370024A
390-9018	370008A
390-9019	370057A
390-9021	370027A
390-9022	370005A ¹³
390-9024	370006A
390-9025	370019A
390-9026	370019A
390-9032	370036A
390-9032	370349A ¹¹
390-9032	380036A ¹⁰
390-9033	370178A
390-9034	370195A
390-9035	370047A
390-9036	370169A
390-9038	370046A
390-9039	370191A
390-9045	370106A/AR22
390-9046	370027A
390-9048	370069A
390-9048	380069A ¹⁰
390-9050	370069A
390-9050	380069A ¹⁰
390-9053	370120A/AR23
390-9056	370023A
390-9056	370024A
390-9056	370165A
390-9056	380023A ¹⁰
390-9057	370009A
390-9057	380009A ¹⁰
390-9060	370005A ¹³
390-9061	370030A

Stemco (Cont'd)	
Stemco No.	Our No.
390-9062	370121A
390-9064	370021A
390-9065	370019A
390-9070	370006A
390-9073	370003A
390-9073	380003A ¹⁰
390-9081	370173A
390-9087	370006A
390-9088	370021A
390-9089	370069A
390-9089	380069A ¹⁰
390-9090	370031A
390-9090	380031A ¹⁰
390-9092	370019A
390-9094	370022A
390-9094	380022A ¹⁰
390-9095	370030A
390-9096	370019A
390-9097	370005A ¹³
390-9098	370003A
390-9098	380003A ¹⁰
390-9099	370023A
390-9099	370024A
390-9099	370165A
390-9099	380023A ¹⁰
390-9111	370220A
391-0003	370022A
391-0003	380022A ¹⁰
391-0004	370031A
391-0004	380031A ¹⁰
391-0012	370023A
391-0012	380023A ¹⁰
391-0060	370005A
391-0064	370020A ¹²
391-0064	370021A
391-0070	370006A
391-0073	370003A
391-0073	380003A ¹⁰
392-9001	370004A
392-9001	370004A/AR20
392-9007	370028A
392-9010	370033A ¹²
392-9012	370023A
392-9012	380023A ¹⁰
392-9018	370008A
392-9019	370057A
392-9021	370027A
392-9032	370036A
392-9032	370349A ¹¹
392-9032	380036A ¹⁰
392-9033	370178A
392-9034	370195A
392-9035	370047A
392-9036	370169A ¹²
392-9038	370046A ¹²
392-9045	370106A

Stemco (Cont'd)	
Stemco No.	Our No.
392-9046	370027A
392-9048	370069A
392-9048	380069A ¹⁰
392-9053	370120A
392-9053	370120A/AR23
392-9057	370009A
392-9057	380009A ¹⁰
392-9062	370121A
392-9081	370173A
392-9087	370006A
392-9088	370021A ¹²
392-9089	370069A
392-9089	380069A ¹⁰
392-9090	370031A
392-9090	380031A ¹⁰
392-9092	370019A
392-9094	370022A
392-9094	380022A ¹⁰
392-9095	370030A
392-9096	370019A ¹²
392-9097	370005A ¹²
392-9098	370003A
392-9098	380003A ¹⁰
392-9099	370023A
392-9099	370024A ¹²
392-9099	380023A ¹⁰
392-9111	370220A
392-9112	370031A
392-9112	380031A ¹⁰
392-9130	370031A
392-9130	380031A ¹⁰
392-9131	370003A
392-9131	380003A ¹⁰
392-9132	370005A
393-0103	370022A
393-0103	380022A ¹⁰
393-0104	370031A
393-0104	380031A ¹⁰
393-0112	370023A
393-0112	380023A ¹⁰
393-0148	370069A
393-0148	380069A ¹⁰
393-0173	370003A
393-0173	370086A
393-0173	380003A ¹⁰
393-0203	370022A
393-0203	380022A ¹⁰
393-0204	370031A
393-0204	380031A ¹⁰
393-0273	370003A
393-0273	370086A
393-0273	380003A ¹⁰
397-9703	370022A
397-9703	380022A ¹⁰
397-9704	370031A
397-9704	380031A ¹⁰

¹⁰ Premium PTFE ¹¹ Spindle Mount ¹² Fits Bearing Bore ¹³ Fits Seal Bore

Oil Bath Seal Interchange

Stemco (Cont'd)	
Stemco No.	Our No.
397-9712	370023A
397-9712	380023A ¹⁰
397-9715	370023A
397-9715	380023A ¹⁰
397-9735	370047A
397-9748	370069A
397-9748	380069A ¹⁰
397-9757	370009A
397-9757	380009A ¹⁰
397-9760	370005A
397-9761	370030A
397-9764	370021A
397-9765	370019A
397-9770	370006A
397-9773	370003A
397-9773	380003A ¹⁰

Triseal	
Triseal No.	Our No.
65000U	370048A
65000U	370182A
65000U	380048A ¹⁰
65000W&63009J	370015A
65000W&63093J	370124A
65011W&63062J	370047A
65011W&63063J	370169A
65027	370106A
65027U	370106A
65030U	370069A
65030U	380069A ¹⁰
65030W&67067J	370069A
65030W&67067J	380069A ¹⁰
65052W&63091J	370023A
65052W&63091J	380023A ¹⁰
65054W&63018J	370009A
65054W&63018J	380009A ¹⁰
65056U	370003A
65056U	380003A ¹⁰
65056W&67094J	370003A
65060U	370025A
65060U	380025A ¹⁰
65060U	386025A ^{10,11}
65060W&67048J	370025A
65060W&67048J	380025A ¹⁰
65060W&67048J	386025A ^{10,11}
65065W&67094J	370005A
65071U	370031A
65071U	380031A ¹⁰
65071W&63088J	370031A
65071W&63088J	380031A ¹⁰
65072W&67093J	370021A
65073W&63010J	370013A
65073W&63063J	370002A
65073W&67036J	370002A
65073W&67047J	370029A
65078U	370131A
65078U	380131A ¹⁰

Triseal (Cont'd)	
Triseal No.	Our No.
65078W&63093J	370131A
65078W&63093J	380131A ¹⁰
65084W&63026J	370019A
65092U	370048A
65092U	380048A ¹⁰
65092W&63037J	370048A
65092W&63037J	380048A ¹⁰
65111U	370047A
65152U	370023A
65152U	380023A ¹⁰
65165U	370005A
65172U	370021A
65184U	370019A
65261U	370036A
65261U	370349A
65261U	380036A ¹⁰
65261W&63013J	370036A
65261W&63013J	370349A
65261W&63013J	380036A ¹⁰
65261W&63053J	370036A
65261W&63053J	370349A
65261W&63053J	380036A ¹⁰
65261W&67013J	370036A
65261W&67013J	370349A
65261W&67013J	380036A ¹⁰
65262U	370065A
65262U	380065A ¹⁰
65262W&63023J	370065A
65262W&63023J	380065A ¹⁰
65262W&67023J	370065A
65262W&67023J	380065A ¹⁰
65263U	370001A
65263U	380001A ¹⁰
65263W&63036J	370001A
65263W&63036J	380001A ¹⁰
65269W&67009J	370121A
65270U	370022A
65270U	380022A ¹⁰
65270W&67093J	370022A
65270W&67093J	380022A ¹⁰
65275U	370033A
65277W&63014J	370030A
65279W&67093J	370022A
65279W&67093J	380022A ¹⁰
65283W&63079J	370006A
65287W&63028J	370007A
65287W&63083J	370007A
65291W&63034J	370012A
65294U	370033A
65297W&63028J	370057A
65298U	370037A
65298U	370338A
65298W&63037J	370037A
69510K	370036A
69510K	370349A
69510K	380036A ¹⁰

Triseal (Cont'd)	
Triseal No.	Our No.
69520K	370065A
69520K	380065A ¹⁰
69589K	370013A
69590K	370002A
69591K	370029A
69594K	370026A/AR2
69596K	370065A
69596K	380065A ¹⁰
69597K	370036A
69597K	370349A
69597K	380036A ¹⁰
69598K	370025A
69598K	380025A ¹⁰
69598K	386025A ^{10,11}
69599K	370037A
69599K	370338A
69628K	370033A/AR12
69687K	370002A
69688K	370002A
69689K	370011A/AR4
69690K	370007A
69691K	370015A
69692K	370124A
69693K	370012A
69695K	370054A
69696K	370131A
69696K	380131A ¹⁰
69697K	370048A
69697K	370182A
69697K	380048A ¹⁰
69698K	370020A/AR10
69699K	370001A
69699K	380001A ¹⁰
69743K	370106A
69780K	370057A
69781K	370069A
69781K	380069A ¹⁰
69782K	370121A
69783K	370004A/AR20
69784K	370007A
69785K	370047A
69786K	370169A
69787K	370009A
69787K	380009A ¹⁰
69788K	370031A
69788K	380031A ¹⁰
69789K	370006A
69790K	370036A
69790K	370349A
69790K	380036A ¹⁰
69791K	370021A
69792K	370019A
69793K	370022A
69793K	380022A ¹⁰
69794K	370023A
69794K	380023A ¹⁰

¹⁰ Premium PTFE ¹¹ Spindle Mount

Oil Bath Seal Interchange



Triseal (Cont'd)	
Triseal No.	Our No.
69795K	370030A
69797K	370019A
69798K	370005A
69799K	370003A
69799K	380003A ¹⁰

Trostel	
Trostel No.	Our No.
42057	370002A
42058S	370009A
42058S	380009A ¹⁰
42060	370019A
42061S	370005A
42073	370003A
42073	380003A ¹⁰
42154	370036A
42154	370349A
42154	380036A ¹⁰
42256	370002A
42316	370022A
42316	380022A ¹⁰
42340S	370005A
42354	370006A
42369S	370005A
42416	370004A
42427S	370048A
42427S	370182A
42427S	380048A ¹⁰
43230807.5	370014A
432B31606.5	370018A
44030809.75	370046A
45433214	370001A
45433214	380001A ¹⁰
45466S	370019A
50031207.5	370012A
50034007.5	370011A
50835610	370033A
52436008.5	370008A
52440008	370015A
53240310	370024A
532404X09	370009A
532404X09	380009A ¹⁰
54435612	370023A
54435612	380023A ¹⁰
54840014	370036A
54840014	370349A
54840014	380036A ¹⁰
54843209	370022A
54843209	380022A ¹⁰
55202	370009A
55202	380009A ¹⁰
60101S	370015A
60107	370018A
60301S	370021A
604A42410	370030A
61641609	370031A
61641609	380031A ¹⁰

Trostel (Cont'd)	
Trostel No.	Our No.
61642409	370019A
61644009	370021A
61650009	370028A
61650010	370028A
616A42410	370019A
616B43209	370021A
620532X20	370027A
620A50420	370003A
620A50420	380003A ¹⁰
70050420	370006A
700532X20	370006A
A45764K	370002A
A45765K	370009A
A45765K	380009A ¹⁰
A45767K	370019A
A45768K	370005A
A45771K	370027A
A45775K	370024A
A45781K	370003A
A45781K	380003A ¹⁰
A45795K	370006A
A45800K	370003A
A45800K	380003A ¹⁰
A45801K	370006A
A45807K	370009A
A45807K	380009A ¹⁰
A46073	370036A
A46073	370349A
A46073	380036A ¹⁰
A46325	370008A
A46429	370002A
A46509S	370030A
A46549	370022A
A46549	380022A ¹⁰
A46562S	370001A
A46562S	380001A ¹⁰
A46611S	370009A
A46611S	380009A ¹⁰
A46631	370024A
A46633S	370005A
A46634S	370027A
A46800S	370006A
A46808	370004A
A46831S	370018A
A46847	370003A
A46847	380003A ¹⁰
A46848	370006A
A46861S	370015A
A46863S	370019A
A46864S	370021A
A46865S	370005A
A46899S	370007A
A56028	370012A
A56035	370011A
A56055	370022A
A56055	380022A ¹⁰

Trostel (Cont'd)	
Trostel No.	Our No.
A56065	370031A
A56065	380031A ¹⁰
A56067	370019A
A56069	370021A
A56071	370021A
A56077	370028A
A56134	370018A
A56134S	370018A
A56139	370014A
A56263	370028A
A56403	370015A
A56404	370066A
A56416	370033A
A56434	370023A
A56434	380023A ¹⁰
A56469	370019A
A60108K	370012A
A65003	370025A
A65003	380025A ¹⁰
A65003	386025A ^{10,11}
A65027	370106A
A65029	370031A
A65029	380031A ¹⁰
A65054	370009A
A65054	380009A ¹⁰
A65056	370003A
A65056	380003A ¹⁰
A65060	370025A
A65060	380025A ¹⁰
A65060	386025A ^{10,11}
A65065	370005A
A65067	370030A
A65070	370005A
A65072	370021A
A65073	370011A
A65073W	370011A
A65084	370019A
A65261	370036A
A65261	370349A
A65261	380036A ¹⁰
A65262	370020A/AR10
A65263	370001A
A65263	380001A ¹⁰
A65270	370022A
A65270	380022A ¹⁰
A65272	370021A
A65274	370005A
A65277	370030A
A65283	370006A
A65284	370019A
A65287	370007A
A65291	370012A
A65294	370033A/AR12
A65299	370057A
A69503K	370013A
A69505K	370025A

¹⁰ Premium PTFE ¹¹ Spindle Mount

Oil Bath Seal Interchange

Trostel (Cont'd)	
Trostel No.	Our No.
A69505K	380025A ¹⁰
A69505K	386025A ^{10, 11}
A69506K	370029A
A69509K	370037A
A69509K	370338A ¹¹
A69510K	370036A
A69510K	370349A
A69510K	380036A ¹⁰
A69511K	370036A
A69511K	370349A
A69511K	380036A ¹⁰
A69512K	370192A
A69513K	370004A
A69519K	370026A/AR2
A69520K	370065A
A69520K	380065A ¹⁰
A69520K	386590A ^{10, 11}
A69521K	370107A
A69522K	370027A
A69535K	370025A
A69535K	380025A ¹⁰
A69535K	386025A ^{10, 11}
A69536K	370037A
A69536K	370338A ¹¹
A69570K	370036A
A69570K	370349A
A69570K	380036A ¹⁰
A69594K	370026A/AR2
A69596K	370065A
A69596K	380065A ¹⁰
A69596K	386590A ^{10, 11}
A69597K	370036A
A69597K	370349A
A69597K	380036A ¹⁰
A69598K	370025A
A69598K	380025A ¹⁰
A69598K	386025A ^{10, 11}
A69599K	370037A
A69599K	370338A ¹¹
A69604K	370014A/AR5
A69605K	370011A/AR4
A69608K	370015A
A69609K	370124A
A69611K	370018A
A69612K	370010A
A69616K	370007A
A69619K	370007A
A69621K	370018A/AR8
A69622K	370012A/AR6
A69624K	370012A
A69625K	370012A/AR7
A69626K	370001A
A69626K	380001A ¹⁰
A69627K	370048A
A69627K	370182A
A69627K	380048A ¹⁰

Trostel (Cont'd)	
Trostel No.	Our No.
A69628K	370033A/AR12
A69629K	370020A/AR10
A69637	370002A
A69637K	370002A
A69639K	370054A
A69640K	370057A
A69643K	370131A
A69643K	380131A ¹⁰
A69688K	370002A
A69689K	370011A/AR4
A69690K	370007A
A69691K	370015A
A69693K	370012A
A69695K	370006A
A69696K	370131A
A69696K	380131A ¹⁰
A69697K	370048A
A69697K	370182A
A69697K	380048A ¹⁰
A69698K	370020A/AR10
A69699K	370001A
A69699K	380001A ¹⁰
A69701K	370004A/AR20
A69702K	370022A
A69702K	380022A ¹⁰
A69703K	370021A
A69705K	370033A
A69707K	370030A
A69711K	370008A
A69713K	370027A
A69714K	370005A
A69716K	370006A
A69717K	370019A
A69718K	370019A
A69719K	370006A
A69724K	370036A
A69724K	370349A
A69724K	380036A ¹⁰
A69725K	370047A
A69728K	370033A
A69730K	370046A
A69731K	370191A
A69742K	370003A
A69742K	380003A ¹⁰
A69743K	370106A
A69745K	370031A
A69745K	380031A ¹⁰
A69746K	370069A
A69746K	380069A ¹⁰
A69750K	370028A
A69754K	370023A
A69754K	370024A
A69754K	370165A
A69754K	380023A ¹⁰
A69755K	370009A
A69755K	380009A ¹⁰

Trostel (Cont'd)	
Trostel No.	Our No.
A69756K	370003A
A69756K	380003A ¹⁰
A69757K	370005A
A69758K	370031A
A69758K	380031A ¹⁰
A69759K	370121A
A69781K	370069A
A69781K	380069A ¹⁰
A69782K	370121A
A69783K	370004A/AR20
A69785K	370047A
A69787K	370009A
A69787K	380009A ¹⁰
A69788K	370031A
A69788K	380031A ¹⁰
A69789K	370006A
A69790K	370036A
A69790K	370349A
A69790K	380036A ¹⁰
A69791K	370021A
A69792K	370019A
A69793K	370022A
A69793K	380022A ¹⁰
A69794K	370023A
A69794K	370024A
A69794K	380023A ¹⁰
A69795K	370030A
A69798K	370005A
A81067	370018A
A86090	370002A
A86135	370002A
A87207	370046A
T35070	370028A
T55031	370012A/AR6
T55060	370019A
T55062	370021A
T55064	370021A
T55188	370033A/AR12
T55371	370022A
T55371	380022A ¹⁰
T55581	370023A
T55581	380023A ¹⁰
T55718	370019A
T5961	370036A
T5961	370349A
T5961	380036A ¹⁰
T65261	370036A
T65261	370349A
T65261	380036A ¹⁰
T65262	376590A ¹¹
T65298	370037A
T65298	370338A ¹¹
T6638	370001A
T6638	380001A ¹⁰
T6755	370022A
T6755	380022A ¹⁰

¹⁰ Premium PTFE ¹¹ Spindle Mount

Oil Bath Seal Interchange



Trostel (Cont'd)	
Trostel No.	Our No.
T6864	370023A
T6864	380023A ¹⁰
T6869S	370005A
T7006S	370006A
T7041S	370012A
T7376	370003A
T7376	380003A ¹⁰
T7378	370006A
T7452S	370019A
T7453S	370021A

Victor	
Victor No.	Our No.
070HH152	370119A
37802	370048A
37802	370182A
37802	380048A ¹⁰
46769-M	370023A
46769-M	380023A ¹⁰
46800	370048A
46800	370182A
46800	380048A ¹⁰
46803	370018A
46841ST	370065A
46841ST	380065A ¹⁰
46842	370036A
46842	370349A
46842	380036A ¹⁰
46842ST	370036A
46842ST	370349A
46842ST	380036A ¹⁰
46845	370036A
46845	370349A
46845	380036A ¹⁰
46847	370037A
46847	370338A ¹¹
46848	370107A
46849	370027A
47033	370036A
47033	370349A
47033	380036A ¹⁰
47494	370033A
47495	370023A
47495	380023A ¹⁰
47596	370132A
47608	370003A
47608	380003A ¹⁰
47634	370004A
47703	370003A
47703	380003A ¹⁰
47779	370005A
47795	370009A
47795	380009A ¹⁰
47798	370018A
47799	370012A
47800	370015A
47802	370019A

Victor (Cont'd)	
Victor No.	Our No.
47803	370005A
47805	370021A
47874	370132A
47876	370057A
47877	370046A
47879	370009A
47879	380009A ¹⁰
47879SF	370009A
47879SF	380009A ¹⁰
47880	370047A
47880SF	370047A
47887	370012A
47889	370019A
47890	370195A
47891	370025A
47891	380025A ¹⁰
47891	386025A ¹⁰
47983	370150A
48070	370065A
48070	380065A ¹⁰
48071	370036A
48071	370349A
48071	380036A ¹⁰
48072	370037A
48072	370338A ¹¹
48075	370005A
48076	370021A
48077	370025A
48077	380025A ¹⁰
48077	386025A ¹⁰
48078	370001A
48078	380001A ¹⁰
48084	370023A
48084	380023A ¹⁰
48085	370003A
48085	380003A ¹⁰
48086	370025A
48086	380025A ¹⁰
48086	386025A ¹⁰
48087	370065A
48087	380065A ¹⁰
48088	370036A
48088	370349A
48088	380036A ¹⁰
48089	370003A
48089	380003A ¹⁰
48090	370001A
48090	380001A ¹⁰
48091	370023A
48091	380023A ¹⁰
48092	370106A
48093	370021A
48094	370037A
48094	370338A ¹¹
48095	370022A
48095	380022A ¹⁰

Victor (Cont'd)	
Victor No.	Our No.
48096	370047A
48097	370131A
48097	380131A ¹⁰
48098	370031A
48098	380031A ¹⁰
48099	370069A
48099	380069A ¹⁰
48145	370048A
48145	370182A
48145	380048A ¹⁰
48146	370033A
48147	370008A
48148	370006A
48149	370009A
48149	380009A ¹⁰
48267	370022A
48267	380022A ¹⁰
48278	370019A
48284	370024A
48327	370051A
48328	370063A
48329	370078A
48330	370094A
48331	370119A
48332	370199A
48333	370211A
48335	370219A
48336	370220A
49837	370019A
49846	370036A
49846	370349A
49846	380036A ¹⁰
49901	370022A
49901	380022A ¹⁰
49953	370002A
49963	370002A
544570	370019A
544630	370023A
544630	380023A ¹⁰
544693	370021A
544694	370003A
544694	380003A ¹⁰
544695	370030A
553408	370048A
553408	370182A
553408	380048A ¹⁰
553778	370048A
553778	370182A
553778	380048A ¹⁰
620199	370003A
620199	380003A ¹⁰
64225	370013A
64227	370012A
64231	370029A
64234	370008A
64414	370001A

¹⁰ Premium PTFE ¹¹ Spindle Mount

Oil Bath Seal Interchange

Victor (Cont'd)	
Victor No.	Our No.
64414	380001A ¹⁰
64415	370124A
64437	370057A
64443	370030A
64443	455861
64456	370002A
64460	370018A
64464	370145A
64468	370007A
64471	370014A
64482	370165A
64487	370010A
64491	370011A
64495	370033A
64511	370012A
64517	370048A
64517	370182A
64517	380048A ¹⁰
64530	370001A
64530	380001A ¹⁰
64534	370054A
64538	370132A
64539	370131A
64539	380131A ¹⁰
64539	455685
64541	370011A
64546	370006A
64553	370021A
64558	370047A
64561	370046A
64564	370046A
64566	370106A
64567	370019A
64571	370028A
64584	370024A
64589	370009A
64589	380009A ¹⁰
64603	370034A
663379	370006A
837512	370178A
867424	370048A
867424	370182A
867424	380048A ¹⁰
EP46841	376590A ¹¹
EP468411	370026A
EP46842	370036A
EP46842	370349A
EP46842	380036A ¹⁰
EP46847	370037A
EP46847	370338A ¹¹
EP46849	370027A
EP47794	370006A
EP64236	370025A
EP64236	380025A ¹⁰
EP64236	386025A ¹⁰
EP64410-1	370003A

Victor (Cont'd)	
Victor No.	Our No.
EP64410-1	380003A ¹⁰
EP64410-2	370003A
EP64410-2	380003A ¹⁰
EP64410-3	370003A
EP64410-3	380003A ¹⁰
EP64414	370001A
EP64414	380001A ¹⁰
EP64414-1	370001A
EP64414-1	380001A ¹⁰
SS46829	370027A
SS46841	370065A
SS46841	380065A ¹⁰
SS46841-1	370026A
SS46841-3	370020A
SS468414	370065A
SS468414	380065A ¹⁰
SS46842	370036A
SS46842	370349A
SS46842	380036A ¹⁰
SS46842-1	370036A
SS46842-1	370349A
SS46842-1	380036A ¹⁰
SS46842-4	370036A
SS46842-4	370349A
SS46842-4	380036A ¹⁰
SS46845	370036A
SS46845	370349A
SS46845	380036A ¹⁰
SS46847	370037A
SS46847	370338A ¹¹
SS46848	370107A
SS46848-1	370036A
SS46848-1	370349A
SS46848-1	380036A ¹⁰
SS46849	370027A
SS47795	370009A
SS47795	380009A ¹⁰
SS47795	5563
SS47795-1	370024A
SS47869	370019A
SS47877	370046A
SS47878	370069A
SS47878	380069A ¹⁰
SS47880SF	370047A
SS47880SF	5649
SS47883	370033A
SS47885	370018A
SS47887	370012A
SS47889	370019A
SS47890	370005A
SS47891	370021A
SS47983	370150A
SS64225	370013A
SS64225-2	370002A
SS64227	370012A
SS64227-2	370002A

Victor (Cont'd)	
Victor No.	Our No.
SS64227-3	370012A
SS64227-3	370012A/AR6
SS64229	370002A
SS64231	370029A
SS64231-1	370011A
SS64234	370008A
SS64234-1	370066A/AR11
SS64234-3	370008A
SS64236	370025A
SS64236	380025A ¹⁰
SS64236	386025A ¹⁰
SS64238	370004A
SS64238-2	370121A
SS64238-3	370121A
SS64240-1	370192A
SS64240-2	370192A
SS64240-3	370057A
SS64410	370027A
SS64412	370002A
SS64412-1	370011A
SS64412-3	370002A
SS64414	370001A
SS64414	380001A ¹⁰
SS64415	370124A
SS64415-1	370015A
SS64437	370057A
SS64437-2	370005A
SS64443	370030A
SS64456	370002A
SS64460	370014A
SS64462	370015A
SS64464	370145A
SS64468	370007A
SS64471	370014A
SS64482	370165A
SS64487	370010A
SS64491	370011A
SS64495	370033A
SS64495-1	370033A/AR12
SS64502	370018A
SS64511	370012A
SS64517	370048A
SS64517	370182A
SS64517	380048A ¹⁰
SS64530	370001A
SS64530	380001A ¹⁰
SS64534	370054A
SS64536	370023A
SS64536	380023A ¹⁰
SS64538	370132A
SS64539	370131A
SS64539	380131A ¹⁰
SS64539	455685
SS64541	370011A
SS64542	370022A
SS64542	380022A ¹⁰

¹⁰ Premium PTFE ¹¹ Spindle Mount

Oil Bath Seal Interchange



Victor (Cont'd)	
Victor No.	Our No.
SS64546	370006A
SS64553	370019A
SS64558	370047A
SS64558-1	370169A
SS64561	370046A
SS64564	370046A
SS64567	370031A
SS64567	380031A ¹⁰
SS64569	370069A
SS64569	380069A ¹⁰
SS64571	370028A
SS64584	370024A
SS64589	370009A
SS64589	380009A ¹⁰
SS64603	370003A
SS64603	380003A ¹⁰
SS68001	370036A
SS68001	370349A
SS68001	380036A ¹⁰
SS68002	370065A
SS68002	380065A ¹⁰
SS68003	370025A
SS68003	380025A ¹⁰
SS68003	386025A ¹⁰
SS68004	370005A
SS68005	370107A
SS68006	370003A
SS68006	380003A ¹⁰
SS68007	370037A
SS68007	370338A ¹¹
SS68008	370025A
SS68008	380025A ¹⁰
SS68008	386025A ¹⁰

Volvo/White	
Volvo/White No.	Our No.
02-7003943	370003A
02-7003943	380003A ¹⁰
02-7021377	370003A
02-7021377	380003A ¹⁰
02-7021378	370023A
02-7021378	380023A ¹⁰
02-7021808	370001A
02-7021808	380001A ¹⁰
02-7022919	370001A
02-7022919	380001A ¹⁰
02-7073109	370065A
02-7073109	380065A ¹⁰
02-7073109	386590A ^{10, 11}
02-7073176	370036A
02-7073176	370349A
02-7073176	380036A ¹⁰
02-7074117	370065A
02-7074117	380065A ¹⁰
02-7074117	386590A ^{10, 11}
02-7074450	370003A
02-7074450	380003A ¹⁰

Volvo/White (Cont'd)	
Volvo/White No.	Our No.
02-7074741	370012A
02-7074742	370057A
02-7074743	370023A
02-7074743	380023A ¹⁰
02-7074744	370036A
02-7074744	370349A
02-7074744	380036A ¹⁰
02-7074745	370036A
02-7074745	370349A
02-7074745	380036A ¹⁰
02-7074750	370007A
02-7074803	370001A
02-7074803	380001A ¹⁰
02-7074815	370037A
02-7074815	370338A ¹¹
02-7074960	370030A
02707-4962	370003A
02707-4962	380003A ¹⁰
02-7075003	370012A
02-7075348	370025A
02-7075348	380025Av ¹⁰
02-7075348	386025A ^{10, 11}
02-7076252	370065A
02-7076252	380065A ¹⁰
02-7076255	370037A
02-7076255	370338A ¹¹
02-7076258	370025A
02-7076258	380025A ¹⁰
02-7076258	386025A ^{10, 11}
02-7076259	370025A
02-7076259	380025A ¹⁰
02-7076259	386025A ^{10, 11}
02-7076260	370036A
02-7076260	370037A
02-7076260	370338A ¹¹
02-7076260	370349A ¹¹
02-7076260	380036A ¹⁰
02-7076261	370036A
02-7076261	370037A
02-7076261	370338A ¹¹
02-7076261	370349A ¹¹
02-7076261	380036A ¹⁰
02-7076262	370036A
02-7076262	370037A
02-7076262	370338A ¹¹
02-7076262	370349A ¹¹
02-7076262	380036A ¹⁰
02-7076264	370065A
02-7076264	376590A ¹¹
02-7076264	380065A ¹⁰
02-7076265	370007A
02-7076266	370007A
02-7076267	370007A
02-7076268	370007A
02-7076269	370001A
02-7076269	380001A ¹⁰

Volvo/White (Cont'd)	
Volvo/White No.	Our No.
02-7076270	370001A
02-7076270	380001A ¹⁰
02-7076274	370036A
02-7076274	370349A
02-7076274	380036A ¹⁰
02-7104674	370003A
02-7104674	380003A ¹⁰
02-7108334	370030A
02-7108900	370003A
02-7108900	380003A ¹⁰
02-7109090	370025A
02-7109090	380025A ¹⁰
02-7109090	386025A ^{10, 11}
02-7109091	370025A
02-7109091	380025A ¹⁰
02-7109091	386025A ^{10, 11}
02-7128839	370003A
02-7128839	380003A ¹⁰
04-9023110	370023A
04-9023110	380023A ¹⁰
04-9038204	370030A
101314	370007A
1045273	370003A
1045273	380003A ¹⁰
117D6	370036A
117D6	370349A
117D6	380036A ¹⁰
11BE0210	370048A
11BE0210	370182A
11BE0210	380048A ¹⁰
11CD0260	370048A
11CD0260	370182A
11CD0260	380048A ¹⁰
11CH-0210	370003A
11CH-0210	380003A ¹⁰
1740273	370007A
17521	370023A
17521	380023A ¹⁰
27003943	370003A
27003943	380003A ¹⁰
27021377	370003A
27021377	380003A ¹⁰
27021378	370023A
27021378	380023A ¹⁰
27021808	370001A
27021808	380001A ¹⁰
27022919	370001A
27022919	380001A ¹⁰
27073109	370065A
27073109	376590A ¹¹
27073109	380065A ¹⁰
27073176	370036A
27073176	370349A
27073176	380036A ¹⁰
27074117	370065A
27074117	380065A ¹⁰
27074117	376590A ¹¹

¹⁰ Premium PTFE ¹¹ Spindle Mount

Oil Bath Seal Interchange

Volvo/White (Cont'd)	
Volvo/White No.	Our No.
27074117	380065A ¹⁰
27074450	370003A
27074450	380003A ¹⁰
27074741	370012A
27074742	370057A
27074743	370023A
27074743	380023A ¹⁰
27074744	370036A
27074744	370349A
27074744	380036A ¹⁰
27074745	370036A
27074745	370349A
27074745	380036A ¹⁰
27074750	370007A
27074803	370001A
27074803	380001A ¹⁰
27074815	370037A
27074815	370338A ¹¹
27074960	370030A
27074962	370003A
27074962	380003A ¹⁰
27075003	370012A
27075348	370025A
27075348	380025A ¹⁰
27075348	386025A ^{10,11}
27076252	370065A
27076252	376590A ¹¹
27076252	380065A ¹⁰
27076255	370037A
27076255	370338A ¹¹
27076258	370025A
27076258	380025A ¹⁰
27076258	386025A ^{10,11}
27076259	370025A
27076259	380025A ¹⁰
27076259	386025A ^{10,11}
27076260	370036A
27076260	370037A
27076260	370338A ¹¹
27076260	370349A ¹¹
27076260	380036A ¹⁰
27076261	370036A
27076261	370037A
27076261	370338A ¹¹
27076261	370349A ¹¹
27076261	380036A ¹⁰
27076262	370036A
27076262	370037A
27076262	370338A ¹¹
27076262	370349A ¹¹
27076262	380036A ¹⁰
27076264	370065A
27076264	376590A ¹¹
27076264	380065A ¹⁰
27076265	370007A
27076266	370007A

Volvo/White (Cont'd)	
Volvo/White No.	Our No.
27076267	370007A
27076268	370007A
27076269	370001A
27076269	380001A ¹⁰
27076270	370001A
27076270	380001A ¹⁰
27076274	370036A
27076274	370349A
27076274	380036A ¹⁰
27104674	370003A
27104674	380003A ¹⁰
27108334	370030A
27108900	370003A
27108900	380003A ¹⁰
27109090	370025A
27109090	380025A ¹⁰
27109090	386025A ^{10,11}
27109091	370025A
27109091	380025A ¹⁰
27109091	386025A ^{10,11}
27128839	370003A
27128839	380003A ¹⁰
3103514	370047A
37802	370048A
37802	370182A
37802	380048A ¹⁰
384342	370036A
384342	370349A
384342	380036A ¹⁰
474099	370191A
474099	415085
474099	456648
49023110	370023A
49023110	380023A ¹⁰
49038204	370030A
4BL-0412	370036A
4BL-0412	370349A
4BL-0412	380036A ¹⁰
506003-A	370001A
506003-A	380001A ¹⁰
510515	370003A
510515	380003A ¹⁰
527503	370012A/AR6
544544	370036A
544544	370349A
544544	380036A ¹⁰
544570	370019A
544630	370023A
544630	380023A ¹⁰
544692	370036A
544692	370349A
544692	380036A ¹⁰
544693	370021A
544694	370003A
544694	380003A ¹⁰
544695	370030A

Volvo/White (Cont'd)	
Volvo/White No.	Our No.
553408	370048A
553408	370182A
553408	380048A ¹⁰
553778	370048A
553778	370182A
553778	380048A ¹⁰
620199	370003A
620199	380003A ¹⁰
620843A	370007A
620848	370006A
625412	370019A
663379	370006A
670118	370036A
670118	370349A
670118	380036A ¹⁰
698028	370023A
698028	380023A ¹⁰
700263	370001A
700263	380001A ¹⁰
70766270	370001A
70766270	380001A ¹⁰
714702	370036A
714702	370349A
714702	380036A ¹⁰
8060884	370025A
8060884	380025A ¹⁰
8060884	386025A ^{10,11}
8060885	370001A
8060885	380001A ¹⁰
8060886	370023A
8060886	380023A ¹⁰
8060887	370005A
8060888	370003A
8060888	380003A ¹⁰
8060889	370048A
8060889	370182A
8060889	380048A ¹⁰
8060890	370021A
8061840	370001A
8061840	380001A ¹⁰
837003	370003A
837003	380003A ¹⁰
837512	370178A
837512	455200
838355	370065A
838355	376590A ¹¹
838355	380065A ¹⁰
839984	370001A
839984	380001A ¹⁰
857824	370006A
858345	370023A
858345	380023A ¹⁰
858358	370036A
858358	370349A
858358	380036A ¹⁰
858368	370020A/AR10

¹⁰ Premium PTFE ¹¹ Spindle Mount

Oil Bath Seal Interchange



Volvo/White (Cont'd)	
Volvo/White No.	Our No.
858372	370020A/AR10
858375	370023A
858375	380023A ¹⁰
858383	370001A
858383	380001A ¹⁰
858849	370007A
858849	7866S
859984	370001A
859984	380001A ¹⁰
859985	370001A
859985	380001Av
861546	370023A
861546	380023A ¹⁰
867424	370048A
867424	370182A
867424	380048A ¹⁰
891015	370001A
891015	380001A ¹⁰
891033	370001A
891033	380001A ¹⁰
891034	370001A
891034	380001A ¹⁰
891035	370001A
891035	380001A ¹⁰
892066	370007A
892487	370033A/AR12
9052155	370001A
9052155	380001A ¹⁰
905215S	370001A
905215S	380001A ¹⁰
940010001	370048A
940010001	370182A
940010001	380048A ¹⁰
940010003	370121A
940010004	370001A
940010004	380001A ¹⁰
940010005	370048A
940010005	370182A
940010005	380048A ¹⁰
940010006	370025A
940010006	380025A ¹⁰
940010006	386025A ^{10,11}
940010007	370120A
940010010	370001A
940010010	380001A ¹⁰
940010011	370006A
940010013	370006A
94001-0014	370001A
94001-0014	380001A ¹⁰
94001-0015	370006A
94001-0016	370025A
94001-0016	380025A ¹⁰
94001-0016	386025A ^{10,11}
94001-0017	370023A
94001-0017	380023A ¹⁰
940010019	370003A

Volvo/White (Cont'd)	
Volvo/White No.	Our No.
940010019	380003A ¹⁰
940010022	370003A
940010022	380003A ¹⁰
940010028	370003A
940010028	380003A ¹⁰
94001-0029	370001A
94001-0029	380001A ¹⁰
94001-0030	370003A
94001-0030	380003A ¹⁰
94001-0032	370025A
94001-0032	380025A ¹⁰
94001-0032	386025A ^{10,11}
94001-0034	370003A
94001-0034	380003A ¹⁰
94001-0038	370048A
94001-0038	370182A
94001-0038	380048A ¹⁰
94001006	370025A
94001006	380025A ¹⁰
94001006	386025A ^{10,11}
940013602	370005A
V8020698	370003A
V8020698	380003A ¹⁰
Y66379	370006A

¹⁰ Premium PTFE ¹¹ Spindle Mount

Hub Cap Interchange

Mechanex	
Mechanex No.	Our No.
401601	HU-009A
401602	HU-009A
401603	HU-009A
401605	HU-110A
401606	HU-009A
401607	HU-009A
401609	HU-013A
401612	HU-110A
401613	HU-009A
401620	HU-066A
401621	HU-066A
401622	HU-042A
401623	HU-042A
401624	HU-042A
401625	HU-028A
401627	HU-028A
401628	HU-028A
401630	HU-024A
401631	HU-024A
401632	HU-024A
401633	HU-024A
401635	HU-065A
401644	HU-036A
401646	HU-036A
401655	H075
401663	HU-009A
401688	HU-009A
401845	HU-149A
401890	HU-009A
401911	H075
401967	HU-009A
411601	HU-009A
411688	HWF-009A

SKF	
SKF No.	Our No.
1179	HU-036A
1232	HU-013A
1233	HU-009A
1282	340-975
1282	H075
1342	342-013
1343	342-009
1399	342-195
1502	HU-036A
1503	HU-009A
1504	HU-149A
1511	HU-024A
1515	HU-028A
1523	HU-066A
1528	HU-028A
1542	HU-013A
1543	HU-009A
1565	HU-066A
1569	HU-036A
1581	HU-028A
1600	347-009

SKF (Cont'd)	
SKF No.	Our No.
1608	HU-065A
1612	340-024
1612	343-024
1613	340-249
1613	343-249
1642	340-013
1642	343-013
1643	340-009
1643	340-046
1643	340-249
1643	343-009
1643	343-046
1643	343-249
1644	340-009
1644	343-009
1665	340-042
1665	343-042
1669	340-036
1669	343-036
1682	340-975
1696	340-195
1696	343-195
1702	340-036
1702	343-036
1702	HU-036A
1703	340-249
1703	343-249
1703	HU-149A
1704	HU-149A
1708	HU-065A
1711	340-024
1711	343-024
1711	HU-024A
1715	HU-028A
1723	HU-066A
1733	HU-009A
1742	340-013
1742	343-013
1742	HU-013A
1743	340-009
1743	340-046
1743	340-095
1743	343-009
1743	343-046
1743	343-095
1743	HU-009A
1743	HW-009A
1744	340-009
1744	343-009
1753	340-249
1753	343-249
1765	340-042
1765	343-042
1765	HU-042A
1769	HU-036A
1771	HU-042A

SKF (Cont'd)	
SKF No.	Our No.
1781	HU-028A
1783	HU-009A
1784	HU-066A
1785	HU-149A
1787	HU-036A
1788	340-249
1788	343-249
1788	HU-009A
1790	HU-110A
1791	HU-009A
1793	HU-009A
1796	340-195
1796	343-195
1800	347-009
1801	347-013
1803	340-149
1803	343-149
1803	HU-149A
1808	HU-065A
1811	340-024
1811	343-024
1823	340-042
1823	343-042
1842	340-013
1842	343-013
1842	HU-013A
1843	340-009
1843	340-046
1843	340-095
1843	343-009
1843	343-046
1843	343-095
1843	HU-009A
1890	340-249
1890	343-249
1890	HU-009A

Stemco	
Stemco No.	Our No.
340-4009	340-009
340-4009	HU-009A
340-4009	HW-009A
340-4013	340-013
340-4013	HU-013A
340-4024	340-024
340-4024	HU-024A
340-4025	HU-036A
340-4028	HU-028A
340-4029	HU-028A
340-4036	340-036
340-4036	HU-036A
340-4042	340-042
340-4042	HU-042A
340-4046	340-046
340-4046	HU-009A
340-4049	HU-149A
340-4050	HU-042A

Hub Cap Interchange



Stemco (Cont'd)

Stemco No.	Our No.
340-4065	HU-065A
340-4066	HU-066A
340-4075	H-075
340-4091	HU-024A
340-4092	HU-036A
340-4093	HU-110A
340-4095	340-095
340-4095	HU-009A
340-4096	HU-066A
340-4098	HU-009A
340-4099	HU-036A
340-4149	340-149
340-4149	HU-149A
340-4195	340-195
340-4249	340-249
340-4249	HU-110A
340-4350	340-350
340-4352	340-352
340-4975	340-975
340-4976	340-975
342-4009	342-009
342-4013	342-013
342-4024	342-024
342-4095	342-095
342-4195	342-195
342-4249	342-249
343-4009	343-009
343-4009	HU-009A
343-4009	HWF-009A
343-4013	343-013
343-4013	HU-013A
343-4024	343-024
343-4024	HU-024A
343-4025	HU-036A
343-4028	HU-028A
343-4029	HU-028A
343-4036	343-036
343-4036	HU-036A
343-4042	343-042
343-4042	HU-042A
343-4046	343-046
343-4050	HU-066A
343-4065	HU-065A
343-4066	HU-066A
343-4075	H-075
343-4091	HU-024A
343-4092	HU-036A
343-4093	HU-110A
343-4094	HU-009A
343-4095	343-095
343-4096	HU-066A
343-4098	HU-110A
343-4101	HU-149A
343-4103	HU-009A
343-4111	HU-028A
343-4112	HU-036A

Stemco (Cont'd)

Stemco No.	Our No.
343-4113	HU-110A
343-4114	HU-066A
343-4115	HU-028A
343-4118	HU-110A
343-4121	HU-066A
343-4122	HU-009A
343-4124	HU-024A
343-4125	HU-024A
343-4126	HU-009A
343-4128	HU-024A
343-4129	HU-028A
343-4141	HU-024A
343-4146	HU-065A
343-4147	HU-149A
343-4149	343-149
343-4159	HU-036A
343-4174	HU-110A
343-4183	HU-036A
343-4195	343-195
343-4249	343-249
343-4350	343-350
343-4352	343-352
347-4009	347-009
347-4013	347-013
347-4195	347-195

Victor

Victor No.	Our No.
13007	HU-013A
13017	HU-024A
13019	HU-028A
13020	HU-028A
13024	HU-042A
13026	HU-009A
13039	HU-110A
13046	HU-036A
13049	HU-036A
13050	HU-066A
13055	HU-036A
13057	HU-110A
13059	H-075
13064	HU-065A
13067	HU-149A
13068	HU-149A
13071	HU-036A
B007	HU-013A
B059	H-075

PINION SEALS - Interchange

Arvin Meritor	
Mfg. Part No.	National No.
A11805S149	3591
A1205A1925	475322N
A1205B1328	3136N
A1205C1927	415836V
A1205D1925	415082N
A1205D1928	415082N
A1205E1929	415234
A1205F2424	415281N
A1205G1749	415009N
A1205G2425	4561V
A1205G683	410308
A1205H2426	3905
A1205J1934	4564V
A1205K713	3592
A1205K713XP	3592
A1205L714	35949N
A1205L960	412038N
A1205M325	418028
A1205N2588	100263
A1205P1914	4876N
A1205P2590	100495
A1205Q2591	100557
A1205R2592	100494
A1205S1527	475080N
A1205S71	415234
A1205U1737	415012V
A1205U1934	416009N
A1205W1895	415281N
A1205X1896	4561V
A1205Y1897	3905
A1205Y727	35949N
A1205Z728	4876N
A1805A261	415272N
A1805B80	415009N
A1805J10	418028
A1805P16	415009N
A1805S149	416282
A1805S71	415234
AX1805W465	415009N

Chrysler	
Mfg. Part No.	National No.
10112635	5778V
1189732	473449
1738831	5126
1791590	5778
1795192	6808N
1795508	6808N
200420	5778
2067211	5778
2067214	7044NA
2404121	5126
2453143	470331N
2512254	6808N
28159	5778
2852553	6808N
2852848	6808N

Chrysler (Cont'd)	
Mfg. Part No.	National No.
2881041	8516N
2931862	5126
2952467	6808N
2961188	9316
2961190	5778
307024	5778
3153825	470331N
3183981	470331N
3208474	470331N
3507585	6808N
3634349	6808N
39658	5778
4112001	9316
4137283	9316
4213202	5778
4338655	8516N
4384188	719316
4746772	5778V
4773237	4525V
5012813AA	470331N
5012846AB	5778V
5086789AA	710508
52067595	8516N
52067596	5126
52069700	710476
52070339AA	710480
52070339AB	710480
52070340	710481
52070340AA	710481
52070340AB	710481
53002642	470331N
639265	5778
701119	5778
79026	5126
8134810	9316
8953002642	470331N
8983503390	5778
8983504946	470331N
919607	6808N
945710	6808N
992092	5778
998092	5778
998123	6808N
J0307024	5778
J0639265	5778
J0701119	5778
J0919607	6808N
J0945710	6808N
J0992092	5778
J0998092	5778
J0998123	6808N
J3153825	470331N
J3183981	470331N
J3208474	470331N
J8134810	9316
K28065	5778

Dana	
Mfg. Part No.	National No.
14223	5778
14223-4	5778
23385	5126
30277	6808N
30804	5778V
3183981	470331N
32955	6808N
32955-1	6808N
32982	6808N
34022	6808N
34022-1	6808N
34027	5778
34027-1	5778
34027-2	5778
34615-2	6808N
35723	5778
35723-3	5778
35724	6808N
35725	9316
38426	9316
38427	9316
38427-2	9316
39118	5778
39439	9316
40793	5778
41455	5778V
42449	719316
43085	470331N
43504	4525V
44895	5778V
46057	5589
46089	6808N
46411	4525V
47466	710480
47467	8516N
47496	6808N
47633	6808N
48761	473449
48766	470331N
49161	5778
50092	5778V
50642	5778V
SKA16333	5778
SKA65765	6808N

Eaton	
Mfg. Part No.	National No.
107368	712937
119427	9773
119429	415012V
119432	712937
119459	712625
127591	127591
127592	127592
127719	415012V
127720	415458V
127721	9773

PINION SEALS - Interchange



Eaton (Cont'd)

Mfg. Part No.	National No.
199431	415458V
210737	475012N
300HH100	455396
401HH102	412473
401HH103	4624V
401HH104	415013
42449	719316
43504	4525V
46411	4525V
472HH100	415281N
472HH101	415836V
79470	9773
81673	712625
90623	712937
935735	712625
GGAHH102	415281N
GGAHH109	477163N
MJAHH101	477163N
SA64601	712625



National Grease Seals To Oil Bath Seals

Grease Seal	Oil Bath	Grease Seal Shaft x O.D. x Width
2674	370054A	2.875x4.180x.812
5465 ¹⁵	370009A	3.937x5.506x.859
5471	370027A	4.812x6.316x1.250
5473	370004A	4.812x6.505x1.125
5481	370003A	4.759x6.316x1.250
5495	370006A	4.759x7.004x1.250
6270	370008A	3.937x5.377x.906
6584S	370018A	3.250x4.507x.718
6638S	370001A	3.500x4.848x.875
6780S	370010A	2.875x4.130x.812
7700S	370051A	4.625x6.629x1.093
7866S	370109A	4.875x6.625x.500
8976S	370145A	3.125x4.179x.290
9128S	370106A	4.166x5.506x.600
9339S	370179A	3.500x4.455x.525
9864S	370150A	2.875x3.880x.515
415027	370002A	3.500x5.004x.468
415058	370031A	4.250x6.256x.562
415060	370019A	4.375x6.256x.562
415060	370219A	4.375x6.256x.562
416125	370011A	3.625x5.004x.500
416130	370015A	4.000x5.381x.500
416191	370043A	5.500x7.133x.625
416297	370046A	3.125x4.631x.437
416865	370028A	5.000x6.256x.500

Grease Seal	Oil Bath	Grease Seal Shaft x O.D. x Width
416888	370178A	4.500x5.506x.500
416892	370022A	4.500x5.756x.500
417134	370010A	2.875x4.130x.375
417158	370150A	2.875x3.881x.375
417172	370014A	3.125x4.506x.500
417352	370018A	3.250x4.506x.500
417505	370024A	3.875x5.506x.500
417506	370009A	3.937x5.506x.500
417530	370124A	4.500x5.381x.437
417531	370131A	4.500x5.881x.500
455022	370029A	3.187x5.004x.468
455058 ¹⁵	370031A	4.250x6.256x.562
455060	370019A	4.375x6.256x.562
455062	370021A	4.500x6.256x.562
455070	370028A	5.000x6.256x.562
455091	370195A	4.875x6.007x.625
455200	370178A	4.500x5.506x.562
455209	370020A	4.500x6.007x.625
455211	370025A	4.625x6.007x.625
455285 ¹⁵	370028A	5.000x6.256x.625
455513	370066A	4.000x5.631x.500
455858	370047A	3.437x4.761x.562
455958	370165A	3.875x5.381x.500
456648	370191A	3.312x4.506x.468
456865N	370028A	5.000x6.256x.500

¹⁵ Not a Current Production Number. Check for Availability

Popular Tools For Oil Bath Seal Installation Quick Reference



Seal Number	Adapter Plate	Bearing Number	Pilot Number	Axle
370001A/380001A ¹⁶	RD307	45284	RD400	Trailer/Front
370001A/380001A ¹⁶	RD307	557A	RD403	Trailer/Front
370001A/380001A ¹⁶	RD307	HM212044	RD403	Trailer/Front
370001A/380001A ¹⁶	RD307	HM212047	RD404	Trailer/Front
370001A/380001A ¹⁶	RD307	HM212049	RD406	Trailer/Front
370001A/380001A ¹⁶	RD307	HM212049X	RD406	Trailer/Front
370001A/380001A ¹⁶	RD307	39581	RD402	Trailer/Front
370003A/380003A ¹⁶	RD305	594A	RD416	Trailer/Drive
370003A/380003A ¹⁶	RD305	598A	RD415	Trailer/Drive
370003A/380003A ¹⁶	RD305	760	RD414	Trailer/Drive
370003A/380003A ¹⁶	RD305	598	RD415	Trailer/Drive
370014A	RD273	39590	RD406	Trailer/Front
370014A	RD273	395S	---	Trailer/Front
370014A	RD273	JM511946	RD405	Trailer/Front
370014A	RD273	39578	RD401	Trailer/Front
370014A	RD273	39585	RD404	Trailer/Front
370014A	RD273	4595	RD401	Trailer/Front
370014A	RD273	3984	RD406	Trailer/Front
370023A/380023A ¹⁶	RD309	47678	RD418	Drive
370023A/380023A ¹⁶	RD309	582	RD410	Drive
370023A/380023A ¹⁶	RD309	598	RD415	Drive
370023A/380023A ¹⁶	RD309	47686	RD410	Drive
370023A/380023A ¹⁶	RD309	47687	RD410	Drive
370023A/380023A ¹⁶	RD309	594A	RD416	Drive
370023A/380023A ¹⁶	RD309	598A	RD415	Drive
370023A/380023A ¹⁶	RD309	5760	RD418	Drive
370025A/380025A ¹⁶	RD306	HM218248	RD413	Trailer
370036A/380036A ¹⁶	RD308	663	RD410	Trailer/Drive
370036A/380036A ¹⁶	RD308	33281	RD407	Trailer/Drive
370036A/380036A ¹⁶	RD308	580	RD410	Trailer/Drive
370036A/380036A ¹⁶	RD308	575	RD418	Trailer/Drive
370047A	RD277	33281	RD407	Drive
370047A	RD277	33287	RD408	Drive
370047A	RD277	3994	RD406	Drive
370048A/380048A ¹⁶	RD286	6461A	RD418	Front
370065A/380065A ¹⁶	RD310	593	RD412	Trailer
370065A/380065A ¹⁶	RD310	HM518445	RD412	Trailer
370150A	RD272	387A	RD402	Trailer/Front
370150A	RD272	JM205149A	RD420	Trailer/Front
370150A	RD272	JM207049A	RD421	Trailer/Front
370195A	RD303	6580	RD412	Drive

¹⁶ Represents National Gold Oil Bath Seal Series



FEDERAL-MOGUL TRAINING PROGRAMS

At Federal-Mogul, our commitment to training the automotive shop owner and service technician is unparalleled in the industry. Our engineering expertise is conveyed in a variety of venues utilizing a unique combination of classroom theory, hands-on instruction and interactive educational tools. Whether you're online, in the shop or at our state-of-the art facility, you receive world class training by professionals, for professionals.

Each Technical Education Center program is designed to adapt to your busy schedule... minimizing time away from the shop and maximizing your educational experience.



BRAND SPECIFIC WEBSITES

- www.federalmogul.com/training
- www.carterfueldelivery.com
- www.moogproblemsolver.com
- www.tqbrakepads.com
- www.felpro-only.com

ONLINE VIDEOS



A series of free online videos are available at www.federalmogul.com/training.

This user-friendly website provides great educational tools quickly and easily. Content is continually added throughout the year – so keep checking in for up-to-date technical information.

LIVE WEBINAR

Webinars are free online training programs where you can watch live technical presentations from the convenience of your own computer. It's a great way to learn – and it's offered to you at no cost!

Access is simple and registration is easy.

Live webinars are scheduled quarterly.

Attendance is limited so register early to secure your spot!



FIELD SEMINARS



These three-hour local field seminars minimize your time away from the shop and are sponsored by your parts suppliers. This program format brings our technical experts to you!

Seminar presenters are Federal-Mogul ASE Master

Certified instructors. At the conclusion of the seminar, you will receive a narrated, interactive CD of the presentation to take home.

HANDS-ON WORKSHOPS



Held at our state-of-the-art St. Louis Technical Education Center (TEC), these hands-on workshops are considered the best in the industry. Each workshop is developed with proven "Problem Solving" strategies, products and

equipment designed to service and repair today's complex vehicle systems. Whether you're a shop owner or service technician you'll benefit from this outstanding educational experience!

Please visit the Federal-Mogul website at www.federalmogul.com/training, or call 1-888-771-6005 for Fax-On-Demand information.

The Leaders in Wheel End Technology[™]

